



A DIVISION OF



SINCE 1948

Over 614,000 items online!

WWW.DALE-ELECTRIC.COM Specs, details, images, & more!

Call Us Toll Free!

1-800-462-7733

\$5.00

Local Phone: +1-518-793-4927

Fax: +1-518-793-4467

HOURS (EST)

Mon-Fri: 7am-5pm



FACTORY DIRECT

THE MORE YOU BUY,
THE MORE YOU SAVE!

LET US QUOTE YOU!

See page 125 for details

DALE ELECTRIC SUPPLY Co

We offer
Volume Discount Pricing!

Save 10-30%

Combine any products from a
qualifying manufacturer to reach
the dollars needed for additional
discounts & free freight.

Start saving money now!

Your Supplier For:

- Name Brand Products
- Lower Priced Alternative Brands
- Hard to Find Items
- Sourcing Almost Any Item
- Worldwide Shipping
- Credit Lines Available

*PRICING STATEMENT

Due to significant and frequent price adjustments from our vendors and manufacturers, we may not be able to honor the prices of items in this catalog. We apologize for any inconvenience this new policy may cause. Please visit our website www.dale-electric.com or call 1-800-462-7733 for current pricing. Thank you for your continued business.

URGENT
Please Read



emporia Smart Home Electric Vehicle Charger

48Amp 24' Cord

Only **\$399.00 ea**

See Page 15 for more details

Great Deals on Commercial Lighting

LED Wall Lights

- Pg. 66 Mini Wall Pack M1-W25-C5 **Only \$39.00 ea**
- Wall Pack M2-W80120-C35 80/100/120 Watt **Only \$110.00 ea**

LED Area Lights

- Pg. 65 M4-W150-C5 150 Watt **Only \$105.00 ea**
- M4-W200300-C5 200/240/300 Watt **Only \$158.00 ea**

LED Strip Lights

- Pg. 69 M7-W40-C35-4FT 40 Watt **Only \$41.25 ea**
- M7-W5070-C35-8FT 50/60/70 Watt **Only \$89.00 ea**

LED Round Highbay

- Pg. 68 UFO M11-W100150-C45 100/125/150 Watt **Only \$95.00 ea**

LED Linear Highbay

- Pg. 68 Linear Highbay M12-W110-C5 110 Watt **Only \$75.00 ea**



Visit EZEnergySave.com for special pricing on lighting

Scan this code with your phone for more info!



Surge & Lightning Protection



50,000A Panel Mounted

Only **\$49.75 ea**

Meets 2020, NFPA70, Section 230.67 code. All dwelling units shall be protected by a Surge Protective Device. (SPD)

See Page 17 for more details

SIEMENS Breaker Special



QA115AFC \$38.00 ARC Fault

Q120DF \$51.00 Duel Function

QF250A \$125.00 2 Pole GFI

See Page 29 for more details

PRICES EFFECTIVE 09/20/2024*

Next Edition: Spring 2025

*See above statement

Email: info@Dale-Electric.com

Web: www.Dale-Electric.com

Catalog No. 198

Dale Electric Supply Co.
170 Broad St
P.O. Box 305
Glens Falls, NY 12801-0305

WE WORK FOR YOU


Dear Customer,

DALE ELECTRIC SUPPLY CO, INC is the **CATALOG & INTERNET** division of Hill Electric Supply, a firm which has been in business since 1948 enjoying an excellent reputation both with customers and suppliers.

We want you to know that you are buying from a long established, reputable company selling quality merchandise and guaranteeing everything we sell.

We look forward to serving you through our website at www.dale-electric.com and this illustrated catalog.

Sincerely,


Scott Schwartz, President

Satisfaction Guaranteed
OR MONEY REFUNDED

COMPLETE SATISFACTION IN 2 WAYS.

1. **WE GUARANTEE ALL OUR PRODUCTS!** You must be completely satisfied with every item you purchase. It must be just as we described and just what you expected. If you are not absolutely satisfied, simply return the merchandise within 30 days for full credit, refund, or replacement.

2. **WE GUARANTEE OUR SERVICE!** You must be completely satisfied with the way your order was handled and the promptness of shipment. You have the right to expect the best!

SERVING OUR CUSTOMERS FOR 76 YEARS



Our parent company, Hill Electric Supply Co. Inc., has been in business since July 26, 1948, serving local builders, contractors, facility managers and end users. From our 43,000 sq. ft. facility in upstate New York, we service customers near and far.

1948 - July 26th, Hill Electric Supply Co, Inc. was founded by Morris Schwartz.

1952 - Hill Electric moved to our current location in Glens Falls, NY.

1964 - The image to the left depicts founder Moe Schwartz (in the dark suit) interacting with customers.

1972 - Dale Electric Supply was created as the mail order subsidiary of Hill Electric Supply Co Inc. Through an illustrated and priced catalog, Dale Electric serves customers throughout all 50 States.

1996 - Dale-Electric.com e-commerce web site was launched. Dale-Electric.com offers over 600,000 items from over 100 manufacturers in our searchable online data-base. Images, specification sheets, comparisons to alternative products and volume pricing are a few of the many tools that we offer.

1999 - International Sales department was formed. To date we have sold in more than 36 countries worldwide. In addition to electrical products, we are able to source almost any product that our customers require. We consolidate products from multiple manufacturers on one concise invoice to reduce freight and transactional costs. We offer freight forwarding services if required.

2003 - Lighting retrofit department was established, assisting customers to improve energy efficiency & quality of lighting.

2024 - EZEnergySave.com website launched. Customers can see the reduced prices they will pay for new LED lighting because of utility incentives.

We Accept: In-House Credit Available



Apply Now for Credit

Visit dale-electric.com/creditapp

We Stock "American Made" Fittings Contact a salesperson for price & availability.

FREE FREIGHT

ON ORDERS OF

\$600

\$1000—West of the Mississippi River "Freight Extra" items excluded

REFERENCES

Adirondack Regional Chamber of Commerce
Glens Falls, NY 12801
518-798-1761

Key Bank
Albany, NY 12207
518-257-8750



**MOST ORDERS SHIPPED SAME DAY
WE HANDLE ALL FREIGHT CLAIMS**

Factory Direct Discounts!

See Page 125 for details

DALE ELECTRIC SUPPLY



HOURS:
Mon-Fri
7AM-5PM (EST)

43,000 Sq. Feet of Warehouse, Showroom & Office

2

170 Broad St., P.O. Box 305
Glens Falls, NY 12801-0305

www.dale-electric.com
email: info@dale-electric.com

TOLL FREE 1-800-462-7733
LOCAL 518-793-4927
FAX 518-793-4467



▲ WARNING: Some products may cause cancer or reproductive harm. See www.P65Warnings.ca.gov for more info ▲

GFCI RECEPTACLES

USB RECEPTACLES

Factory Direct

Cooper Wiring Devices
Extra Discount above \$750
Info on Page 125

LEVITON SMARTLOCK™ SELF TEST GFCI

Tamper Resistant Back and Side Wired

No.	Amps	Color	Wt/10	Each	Per 10
GFTR1-LEV	15	Brown	5	14.14	13.26
GFTR1-E	15	Black	5	14.14	13.26
GFTR1-GY	15	Gray	5	14.14	13.26
GFTR1-I	15	Ivory	5	14.14	13.26
GFTR1-T	15	Lt Almd	5	14.14	13.26
GFTR1-W	15	White	5	14.14	13.26
GFTR2-LEV	20	Brown	5	15.59	14.62
GFTR2-GY	20	Gray	5	15.59	14.62
GFTR2-E	20	Black	5	15.59	14.62
GFTR2-I	20	Ivory	5	15.59	14.62
GFTR2-T	20	Lt Almd	5	15.59	14.62
GFTR2-W	20	White	5	15.59	14.62

*TAMPER RESISTANT/WEATHER RESISTANT

No.	Amps	Color	Wt/10	Each	Per 10
GFWT1-E	15	Black	5	16.68	15.64
GFWT1-GY	15	Gray	5	16.68	15.64
GFWT1-T	15	Lt Almd	5	16.68	15.64
GFWT1-I	15	Ivory	5	16.68	15.64
GFWT1-W	15	White	5	16.68	15.64
GFWT2-I	20	Ivory	5	18.13	17.00
GFWT2-W	20	White	5	18.13	17.00
GFWT2-T	20	Lt Almd	5	18.13	17.00
GFWT2-E	20	Black	5	18.13	17.00
GFWT2-GY	20	Gray	5	18.13	17.00

Non Tamper Resistant

No.	Amps	Color	Wt/10	Each	Per 10
GFNT1	15	Brown	5	13.78	12.92
GFNT1-I	15	Ivory	5	13.78	12.92
GFNT1-W	15	White	5	13.78	12.92
GFNT1-GY	15	Gray	5	13.78	12.92
GFNT1-E	15	Black	5	13.78	12.92
GFNT2-LEV	20	Brown	5	15.23	14.28
GFNT2-I	20	Ivory	5	15.23	14.28
GFNT2-W	20	White	5	15.23	14.28
GFNT2-GY	20	Gray	5	15.23	14.28
GFNT2-T	20	Lt Almd	5	15.23	14.28

Eaton/Cooper Brand GFI's (AutoMonitoring)

TAMPER RESISTANT

No.	Amps	Color	Wt/10	Each	Per 10
TRSGF15BK	15	Black	5	17.52	16.43
TRSGF15GY	15	Gray	5	17.52	16.43
TRSGF15LA	15	Lt Almd	5	17.52	16.43
TRSGF15W	15	White	5	23.75	22.28
TRSGF15V	15	Ivory	5	23.75	22.28
TRSGF15B	15	Brown	5	23.75	22.28
TRSGF20B	20	Brown	5	25.27	23.70
TRSGF20BK	20	Black	5	25.27	23.70
TRSGF20GY	20	Gray	5	25.27	23.70
TRSGF20LA	20	Lt Almd	5	25.27	23.70
TRSGF20V	20	Ivory	5	25.27	23.70
TRSGF20W	20	White	5	25.27	23.70

TAMPER RESISTANT/WEATHER RESISTANT

No.	Amps	Color	Wt/10	Each	Per 10
TWRSGF15B	15	Brown	3	26.14	24.52
TWRSGF15W	15	White	5	26.14	24.52
TWRSGF20GY	20	Gray	5	27.67	25.95
TWRSGF20LA	20	Lt Almd	5	27.67	25.95
TWRSGF20W	20	White	5	27.67	25.95

NON-TAMPER RESISTANT

No.	Amps	Color	Wt/10	Each	Per 10
SGF15V	15	Ivory	4	15.89	14.91
SGF15W	15	White	4	15.89	14.91
SGF20V	20	Ivory	4	22.24	20.86
SGF20W	20	White	4	22.24	20.86

ARC Fault Receptacle
AF=Arc Fault
DF=Dual Function
(Arc Fault & Ground Fault)

LEVITON

No.	Type	Amps	Color	Each
AFTR1-I	AF	15	Ivory	29.96
AFTR1-W	AF	15	White	29.96
AGTR1-W	DF	15	White	34.60
AGTR2-W	DF	20	White	36.61

USB CHARGER RECEPTACLES



No.	Description	Wt/10	Each
82371	2 Port 15 Amp/2USB White	5	36.48
82375	2 Port 20 Amp/2USB Ivory	5	39.09
82376	2 Port 20Amp/2USB White	5	39.09
TR7755(V)(BK)BOX	2 Recept.15A/2 USB 3.1A Charger	5	43.31
TR7740(W)(LA)(V)(A)(BK)-BOX	1 Recept./15A2 USB	5	24.39
TR7740GY-BOX	1 Recept./15A2 USB	5	18.66
TR7746-(A)(LA)(V)	20 Amp/2 USB	5	22.00
TR7756-(V)	2 Recept.20A/2 USB 3.1A	5	46.40
TR7765(W)(V)(B)(BK)(GY)(LA)-BOX	2 Rec. 15A 2 USB 3.6A Charger	5	43.31
TR7766(W)(V)(BK)(LA)(GY)-BOX	3.6A Duplex Recept. 20A 125V	5	26.93
7750(W)-BOX	4 USB Port	5	26.07
T5633-(W)(LA)(V)(B)(GY)	5.1A USB Type A / Type C	5	41.11

Color Key: W = White A = Almond LA = Lt. Almd V = Ivory BK = Black GY = Gray B = Brown

LED NIGHT LITE RECEPTACLES



No.	Description	Wt/10	Each
TR7734W-BOX	1 Recept. 15A/Night-Lite	5	24.80
7737A-BOX	Night-Lite	5	17.46
7734W-BOX	Night-Lite	5	17.46
7738(W)-BOX	1 Pole Switch/Nightlight	5	26.17

SWITCH & GFI



Combination GFCI
Receptacle and Switch

15A 125V NEMA 5-15R
2-Pole 3-Wire. Indicator Light.

No.	Amps	Color	Wt/10	Each	Per 10
GFSW1-I	15	Ivory	5	35.89	33.66
GFSW1-W	5	White	5	35.89	33.66

DISCOUNT GFI's



15IV-ST TR-15IV-ST TR-20IV-ST TRWR-1IV-ST

SPECIAL PRICE

No.	Amp	Resistant	Color	Wt	Each
15IV-ST	15	Non-Tamper	IV	1	11.28
15WH-ST	15	Non-Tamper	WH	1	11.28
TR-15IV-ST	15	Tamper	IV	1	12.10
TR-15WH-ST	15	Tamper	WH	1	12.10
G1315TRIV	15	Tamper	IV	1	11.90
G1315TRWH	15	Tamper	WH	1	11.90
20IV-ST	20	Non-Tamper	IV	1	11.80
20WH-ST	20	Non-Tamper	WH	1	11.80
TR-20IV-ST	20	Tamper	IV	1	12.61
TR-20WH-ST	20	Tamper	WH	1	12.61
G1320TRIV	20	Tamper	IV	1	12.68
G1320TRWH	20	Tamper	WH	1	12.68
TRWR-1-IV-ST	15	Tamp&Weather	IV	1	16.25
TRWR-1-W-ST	15	Tamp&Weather	WH	1	16.25
TRWR-2-IV-ST	20	Tamp&Weather	IV	1	16.32
TRWR-2-W-ST	20	Tamp&Weather	WH	1	16.32

GFI WITH A NITE LITE



- 15 Amp
- 125 Volt Receptacle/Outlet
- 20 Amp Feed-Through
- Tamper-Resistant
- Self-test SmartlockPro Slim Guide Light
- Back & Side wired
- Self-grounding clip included

No.	Wt/10	Each
GFNL1-W	5	33.26

BLANK FACE GFCI SWITCH



Back and Side
Wired Commercial Grade

1.5 HP @ 120V AC Switch Rating
20 Amp 125V feed-through

No.	Color	Wt.	Each
G1200WH	White	1	11.90
GFRBF-T	Lt.Almnd	1	26.10
GFRBF-I	Ivory	1	26.10
GFRBF-W	White	1	26.10

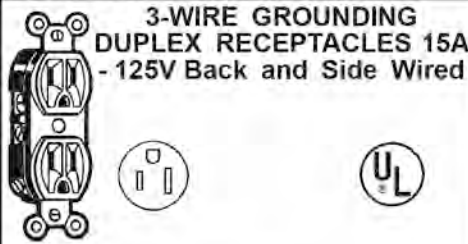


170 Broad St., P.O. Box 305
Glens Falls, NY 12801-0305

www.dale-electric.com
email: info@dale-electric.com

TOLL FREE 1-800-462-7733
LOCAL 518-793-4927
FAX 518-793-4467

LEVITON & COOPER BRAND RECEPTACLES



**3-WIRE GROUNDING
DUPLEX RECEPTACLES 15A
- 125V Back and Side Wired**

No.	Brand	Color	Wt/10	Each	Per 10
RR15	Bryant	Brown	2	0.77	0.71
RR15AL	Bryant	Almond	2	0.49	---
RR15I	Bryant	Ivory	2	0.77	0.71
RR15W	Bryant	White	2	0.77	0.71
5320-CP	Leviton	Brown	2	0.75	0.71
5320-ICP	Leviton	Ivory	2	0.75	0.71
5320-TCP	Leviton	Lt. Almd	2	0.75	0.71
5320-WCP	Leviton	White	2	0.75	0.71
82011	Morris	White	2	1.32	1.27
82012-M	Morris	Brown	2	1.39	1.34
270B	Cooper	Brown	2	0.80	0.75
270LA	Cooper	Lt. Almd	2	0.80	0.75
270V	Cooper	Ivory	2	0.80	0.75
270W	Cooper	White	2	0.80	0.75



**TAMPER RESISTANT
3-WIRE GROUNDING
DUPLEX RECEPTACLES
15A - 125V
Back and Side Wired**

***Tamper & Weather Resistant**

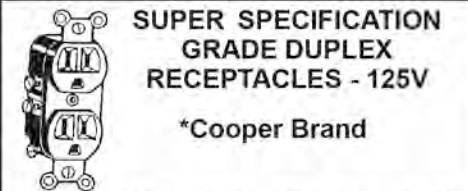
No.	Brand	Color	Wt/10	Each	Per 10
T5320	Leviton	Brown	2	1.36	1.28
T5320-I	Leviton	Ivory	2	1.36	1.28
T5320-E	Leviton	Black	2	1.36	1.28
T5320-T	Leviton	Lt Almd	2	1.36	1.28
T5320-W	Leviton	White	2	1.36	1.28
T5320-GY	Leviton	Gray	2	1.36	1.28
TR270LA	Cooper	Lt Almd	2	1.58	1.48
TR270B	Cooper	Brown	2	1.58	1.48
TR270BK	Cooper	Black	2	1.58	1.48
TR270V	Cooper	Ivory	2	1.58	1.48
TR270W	Cooper	White	2	1.58	1.48
TWR270W*	Cooper	White	2	3.59	3.28

UL
Equal to 5014

**3-WIRE GROUNDING
RECEPTACLES
15A - 125V
Side Wired**

Specification Grade

No.	Color	Wt/10	Each	Per 10
CR15-A	Almond	2	0.90	---
CR15-E	Black	2	1.61	1.51
CR15-LEV	Brown	2	1.61	1.51
CR15-I	Ivory	2	1.61	1.51
CR15W-COOP	White	2	2.43	2.22
CR15GY-COOP	Gray	2	2.43	2.22
CR15-W-LEV	White	2	1.61	1.51
CR15S-GI †	Ivory	2	5.00	---
TCR15-W	White	2	4.55	4.27
TWRBR15WBXSP †*	White	2	7.71	7.04
TRBR15V-BXSP †*	Ivory	2	3.65	3.43
TRBR15W-BXSP †*	White	2	3.65	3.43



**SUPER SPECIFICATION
GRADE DUPLEX
RECEPTACLES - 125V**

***Cooper Brand**

No.	Amps	Color	Wt/10	Each	Per 10
5242-I	15	Ivory	2	7.03	6.60
5242-W	15	White	2	7.03	6.60
5242	15	Brown	2	7.03	6.60
5242-GY	15	Gray	2	7.03	6.60
5262-E	15	Black	2	16.08	15.08
5262-S	15	Brown	2	9.93	9.32
5362-I	20	Ivory	2	5.12	---
5362-E	20	Black	2	5.12	---



**3-WIRE GROUNDING
RECEPTACLES
15A - 125V Side Wired
Specification Grade**

***Bryant Brand
Tamper Resistant

No.	Color	Wt/10	Each	Per 10
RR151I*	Ivory	2	2.73	2.52
RR151W	White	2	2.73	2.16
5015-LEV	Brown	2	3.99	3.74
5015-I	Ivory	2	3.99	3.74
5015-T	Lt Almd	2	3.99	3.74
5015-W	White	2	3.99	3.74
T5015-W**	White	2	5.89	5.52
T5015-I**	Ivory	2	5.89	5.52
T5015-S**	Brown	2	5.89	5.52
T5015-E**	Black	2	5.89	5.52
T5015-GY**	Gray	2	5.89	5.52

†Tamper Resistant Back/Side wired *Weather Resist



**3-WIRE GROUNDING
20A - 125V
Side-Wired**

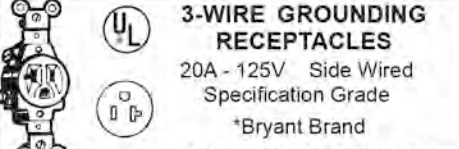
***Cooper Eaton Brand
Tamper Resistant

No.	Color	Wt/10	Each	Per 10
CR20-LEV	Brown	2	1.44	1.35
CR20-I	Ivory	2	1.44	1.35
CR20-T	Lt Almd	2	1.44	1.35
CR20V*	Ivory	2	1.80	1.65
CR20-W-LEV	White	2	1.44	1.35
CR20W-COOP*	White	2	2.00	1.88
TRCR20W**	White	2	3.13	2.94
TRCR20V**	Ivory	2	3.13	2.94
TCR20**	Brown	2	5.06	4.75
TCR20-I**	Ivory	2	5.06	4.75
TCR20-W**	White	2	5.06	4.75
CR20-E	Black	2	1.44	1.35
CR20-GY-LEV	Gray	2	1.44	1.35
877-V*	Ivory	2	2.16	2.03
877-W*	White	2	2.16	2.03
BR20-LEV	Brown	2	4.65	4.37
BR20-I	Ivory	2	4.65	4.37
BR20-W-LEV	White	2	4.65	4.37
TRBR20V-BXSP**	Ivory	2	4.19	3.93
TRBR20W-BXSP**	White	2	4.19	3.93
T5820**	Brown	2	3.58	3.36
T5820-GY**	Gray	2	3.58	3.36
T5820-I**	Ivory	2	3.58	3.36
T5820-W**	White	2	3.58	3.36
T5820-E**	Black	2	3.58	3.36
T5820-T**	Lt Almd	2	3.58	3.36



**3-WIRE GROUNDING
RECEPTACLES
15A - 250V
Side Wired
Specification Grade**

No.	Color	Wt/10	Each	Each/10
5029	Brown	2	4.42	4.15
5029-W	White	2	4.42	4.15
5029-I	Ivory	2	4.42	4.15



**3-WIRE GROUNDING
RECEPTACLES
20A - 125V Side Wired
Specification Grade**

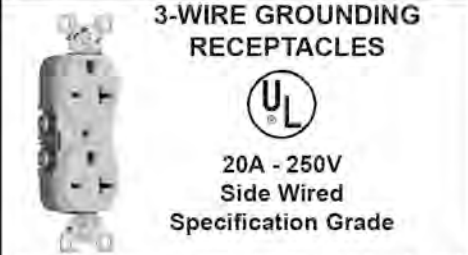
***Bryant Brand**

No.	Color	Wt/10	Each	Each/10
RR201*	Brown	2	3.65	3.38
RR201I*	Ivory	2	3.65	3.38
RR201W*	White	2	3.65	3.38
5801	Brown	2	3.54	3.32
8201-A	Almond	2	1.50	---
5801-I	Ivory	2	3.54	3.32
5801-T	Lt. Almd	2	3.54	3.32
5801-W	White	2	3.54	3.32



**3-WIRE GROUNDING
RECEPTACLES
20A - 250V
Side Wired
Specification Grade**

No.	Color	Wt/10	Each	Per 10
5821	Brown	2	5.39	5.06
5821-I	Ivory	2	5.39	5.06
5821-T	Lt Almd	2	5.39	5.06
5821-W	White	2	5.39	5.06



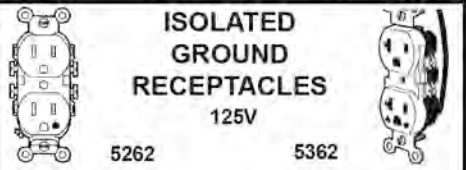
**3-WIRE GROUNDING
RECEPTACLES
20A - 250V
Side Wired
Specification Grade**

No.	Amps	Color	Wt/10	Each	Each/10
815B-BOX	20	Brown	2	7.74	7.26
815V-BOX	20	Ivory	2	7.74	7.26



**HOSPITAL GRADE
RECEPTACLES
125V
UL Listed
Has "Green Dot"**

No.	Amps	Color	Each	Each/10
8200-W	15	White	13.93	13.07
8300-HI	20	Ivory	11.98	11.23
8300-HT	20	Brown	11.98	11.23
8300-H	20	Lt. Almd	11.98	11.23
8300-HW	20	White	11.98	11.23



**ISOLATED
GROUND
RECEPTACLES
125V**

No.	Amps	Color	Wt/10	Each	Per 10
5262	15	Ivory	2	10.83	10.16
5362-IG	20	Orange	2	11.11	10.42
5362-IGI	20	Ivory	2	11.11	10.42
5362-IGW	20	White	2	3.95	---

DRYER RECEPTACLES



30AMP
125/250V - 4 Wire

No.	Type	Wt/10	Each	Per10
RR430F	Flush	5	7.98	7.37
1257-SP	Flush	5	7.74	7.26
1225-COOP	Surface	10	12.47	11.70
278-S00	Flush	5	8.95	8.39



50AMP
125/250V - 4 Wire

No.	Type	Wt/10	Each	Per10
RR450F	Flush	5	7.98	7.37
1258-SP	Flush	5	7.74	7.26
1212-COOP	Surface	10	9.41	8.83
279-S00	Flush	5	8.95	8.39
5754N	Flush (EV Rated)	48.08	—	—



30AMP
125/250V - 3 Wire

No.	Type	Wt/10	Each
5207-S10	Flush	4	5.25
125-COOP	Surface	9	6.53



50AMP
125/250V - 3 Wire

No.	Type	Wt/10	Each
112	Surface	9	6.73
328-BOX	Flush	4	6.96



DRYER CORD SETS



30AMP
125/250V

4-Wire

No.	Size	Amps	Wt/10	Each
5434-4	4'	30	22	30.00
5434-6	6'	30	18	37.50

3-Wire

No.	Size	Amps	Wt/10	Each
285-6	6'	30	18	22.50



RANGE CORD SETS



50AMP
125/250V

4-Wire

No.	Size	Amps	Wt/10	Each
5436-4	4'	50	28	39.00
5436-6	6'	50	40	52.50

3-Wire

No.	Size	Amps	Wt/10	Each
284-4	4'	40	20	30.00



RECESSED OUTLETS



Fig 1

NEMA 5-15 R



Fig 2

15A-125V

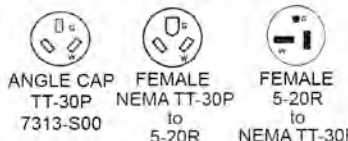
METAL PLATE GROUNDING TYPE 2 POLE, 3-WIRE OUTLETS

No.	Fig	Wt/10	Each	Per10
40582	1	3	8.97	8.25
TR775W-BOX-SP	1	3	9.57	8.98
TR780W-BOX	2	3	18.85	17.68

Travel Trailer Plugs



83-BOX 1264-BOX AD2030



No.	Description	Wt/10	Each
83-BOX	Angle Plug 30A 125V	1	19.23
1264-BOX	Adapts 30 to 20A	1	23.10
AD2030	Adapts 20 to 30A	1	20.09
7313-S00	30A 125V	1	14.67
AD3020	Adapts 30 to 20A	1	21.82
AD5020	Adapts 50 to 20A	1	23.54

UNIVERSAL ANGLE CAP

3-POLE, 3-WIRE
30AMP or 50AMP

125/250 Volt



NEMA 10-30 P, 10-50 P

No.	Body	Wt/10	Each	Per10
287-E	ThermoPlastic	6	18.39	17.24
S80-SP	Rubber	6	14.12	13.25

STRAIGHT BLADE PLUG




NEMA 15-60P

60 Amp, 250 Volt 3-Phase, 3P, 4W, Plug, Straight Blade, Industrial Grade, Grounding, Angle, Black Color

No.	Amps	Wt/10	Each
8462-P	60	6	75.17

UNIVERSAL ANGLE CAP

2-Pole, 3-Wire
30 or 50 AMP, 250V



No.	Amps	Wt/10	Each	Per10
931-E	30/50	6	32.10	30.11

UNIVERSAL GROUNDING CAP

30 or 50 AMP, 4-Wire,
125/250 V



No.	Type	Amps	Wt/10	Each
275-E	Angle Plug	30/50	5	28.90
55054-P00	Recep.	30	5	18.63
5744N	Flush Rec	30	5	41.80
5754N	Flush Rec	50	5	48.08
5745N	Str Plug	50	5	116.71

POWER RECEPTACLE

30 AMP - 3
Wire
250V




NEMA 6-30

No.	Type	Wt/10	Each
5372-S00	Flush	5	18.42
5376-LEV	Surface	9	19.73
1232	Surface	9	15.95

POWER RECEPTACLE

50 AMP - 3 Wire
250V



5374 5378

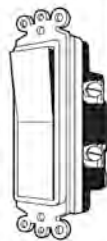


NEMA 6-50

No.	Type	Wt/10	Each
5374-S00	Flush	4	17.69
5378-P00	Surface	9	25.65

LEVITON Brand DECORATOR SWITCHES


15A 120/277V



No.	Type	Color	Wt/10	Each	Per 10
5601-2	1Pole	Brown	2	1.84	1.73
5601-2I	1Pole	Ivory	2	1.84	1.73
5601-2T	1Pole	Lt Almd	2	1.84	1.73
7501W	1Pole	White	2	2.00	1.88
7501V	1Pole	Ivory	2	2.00	1.88
7501BK-BOX	1Pole	Black	2	2.00	1.88
7501B-BOX	1Pole	Brown	2	2.00	1.88
7501W-BOX	1Pole	White	2	2.00	1.88
7501GY-BOX	1Pole	Gray	2	2.00	1.88
5601-2W	1Pole	White	2	1.84	1.73
5601-2E	1Pole	Black	2	1.84	1.73
5601-2GY	1Pole	Gray	2	1.84	1.73
5602-2W	DP	White	2	14.67	13.76
5602-2T	DP	LtAlmd	2	14.67	13.76
5603-2T	3-Way	LtAlmd	2	2.52	2.37
5603-2	3-Way	Brown	2	2.52	2.37
5603-2I	3-Way	Ivory	2	2.52	2.37
5603-2W	3-Way	White	2	2.52	2.37
5603-2E	3-Way	Black	2	2.52	2.37
5603-2GY	3-Way	Gray	2	2.52	2.37
7503W	3-Way	White	2	2.61	2.45
7503B-BOX	3-Way	Brown	2	2.61	2.45
7503BK-BOX	3-Way	Black	2	2.61	2.45
7503GY-BOX	3-Way	Gray	2	2.61	2.45
82062	3-Way	Brown	2	3.25	3.13
82063	3-Way	Almond	2	3.25	3.13
5604-2	4-Way	Brown	2	8.93	8.38
5604-2E	4-Way	Black	2	8.93	8.38
5604-2A	4-Way	Almond	2	4.95	---
5604-2I	4-Way	Ivory	2	8.93	8.38
5604-2W	4-Way	White	2	8.93	8.38
5604-2T	4-Way	Lt Almd	2	8.93	8.38
5604-2GY	4-Way	Gray	2	8.93	8.38
7504W-BOX	4-Way	White	2	7.40	6.94
5621-2E	20A-SP	Black	2	11.37	---
5621-2GY	20A-SP	Gray	2	11.37	---
5621-2T	20A-SP	Lt Almd	2	11.37	---
5621-2I	20A-SP	Ivory	2	11.37	---
ILLUMINATED 1POLE ROCKER SWITCHES					
5611-2I	1Pole	Ivory	2	9.93	---
5611-2W	1Pole	White	2	8.50	---
L5611-2W	1Pole	White	2	11.24	---
5611-2T	1Pole	Lt Almd	2	9.93	---
ILLUMINATED 3-Way ROCKER SWITCHES					
5613-2I	3-Way	Ivory	2	13.06	---
L5613-2W	3-Way	White	2	14.78	---
ILLUMINATED 4-Way ROCKER SWITCHES					
L5614-2I	4-Way	Ivory	2	29.87	---
L5614-2W	4-Way	White	2	29.87	---

125V 3-Wire Grounding

Non-Tamper
Tamper Proof



15A



20A

No.	Amps	Color	Wt/10	Each	Per 10
5325	15	Brown	2	1.83	1.71
5325-I	15	Ivory	2	1.83	1.71
5325-T	15	Lt Almd	2	1.83	1.71
5325-W	15	White	2	1.83	1.71
1107-9BK	15	Black	2	1.94	1.82
5325-GY	15	Gray	2	1.83	1.71
82015-M	15	Ivory	2	1.83	1.77
82018	15	Lt Almd	2	1.40	---
16252-I	15	Ivory	2	6.77	6.35
16252-W	15	White	2	6.77	6.35
16352-I	20	Ivory	2	5.66	5.30
16352-W	20	White	2	5.66	5.30
TR1107B-BOX	15	Brown	2	2.97	2.79
TR1107LA	15	Lt Almd	2	2.97	2.79
TR1107V	15	Ivory	2	2.97	2.79
TR1107W	15	White	2	2.97	2.79
T5325	15	Brown	2	2.39	2.24
T5325-W	15	White	2	2.39	2.24
T5325-I	15	Ivory	2	2.39	2.24
T5325-T	15	Lt Almd	2	2.39	2.24
T5325-E	15	Black	2	2.39	2.24
T5325-GY	15	Gray	2	2.39	2.24
5825-I	20	Ivory	2	3.87	3.63
5825-W	20	White	2	3.87	3.63
T5825	20	Brown	2	5.79	5.43
T5825-I	20	Ivory	2	5.79	5.43
T5825-W	20	White	2	5.79	5.43
T5825-T	20	Lt Almd	2	5.79	5.43
T5825-E	20	Black	2	5.79	5.43
T5825-GY	20	Gray	2	5.79	5.43

TR = Tamper Resistant Cooper / T = Tamper Resistant Leviton

COMBINATION DEVICES

No.	Description	Each
5634	SP/SP	14.50
5634-I	SP/SP	14.50
5634-E	SP/SP	14.50
5634-GY	SP/SP	14.50
5634-T	SP/SP	14.50
5634-W	SP/SP	14.50
5641-T	SP/3W	25.01
5641-E	SP/3W	25.01
5641-I	SP/3W	25.01
5641-W	SP/3W	25.01
5643-T	3W/3W	28.55
5643-I	3W/3W	28.55
5643-W	3W/3W	28.55
T5625-I	SP/15ARec	19.42
T5625-W*	SP/15ARec	19.42
5618-2A	SP/Pilot Lgt	6.00
1755-T	SP/SP	17.95
1754-I	SP/SP	17.95
1755-T	SP/SP/SP	29.04
1755-I	SP/SP/SP	29.04
1755-W	SP/SP/SP	29.04

I-Ivory,W-White,GY-Gray,T-Lt Almd,E-Black,Brown
*Tamper Resistant

DECORA EDGE SWITCHES & RECEPTACLES



FASTER:
Patent-pending lever terminals for fast, efficient wiring.

As easy as PUSH. CLICK. DONE.

EASIER: Large strap makes installation easier. Has the ability to use 14 and 12 gauge stranded & solid copper wire.

SAFER: No exposed metal parts for enhanced safety.

No.	Amps	Description	Each
E5325-W	15A	Decora Receptacle	3.20
E5601-W	15A	SP Decora Switch	3.03
E5603-W	15A	3W Decora Switch	3.54

FLOOR RECEPTACLES

ARLINGTON POP-UP FLOOR PLATE



Totally prewired.
Pops up when in use, hides when not.
Scrub water tight construction.

No.	Color	Wt	Each
FLBT6615MB	Brass	1	77.60
FLBT6615NL	Nickel	1	86.61

NON-METALLIC FLOOR BOXES



- For Installed Floors
- 1-Gang
- Black Cover
- Also available in Brown, Lt. Almd & White
- *Adjustable depth box

No.	Description	Wt	Each
FLBA101BL*	Threaded Blanks	1	23.42
FLBAF101BL*	Flip Lid	1	23.42
FLBR101BL	2 Threaded Blanks	1	19.34



6224-RAC Cast Iron Box	WM 861DB	84000 84001	84002 84003	FB-3
---------------------------	----------	----------------	----------------	------

No.	Description	Color	Wt	Each
6224-RAC	Std Duplex	Brass	4	305.49
WM861DB	Wood Floor Bx	Brass	3	88.20
84000	Hinged Lid Floor Box	Brass	4	74.20
84001-M	Hinged Lid Floor Box	Nickel	4	86.80
84002	Screw Lid Floor Box	Brass	4	53.69
84003-M	Screw Lid Floor Box	Nickel	4	62.17
FB-3	Round Cover Floor Box	Brass	4	66.92
FB-8N	Flip-lid Floor Box	Nickel	4	96.12
FB-CAK	Concrete Adapter Kit		1	7.77



170 Broad St., P.O. Box 305
Glens Falls, NY 12801-0305
www.dale-electric.com
email: info@dale-electric.com

TOLL FREE 1-800-462-7733
LOCAL 518-793-4927
FAX 518-793-4467

▲ WARNING: Some products may cause cancer or reproductive harm. See www.P65Warnings.ca.gov for more info ▲

Factory Direct

Leviton Products
Extra Discount above \$1800
Info on Page 125

LEVITON DIMMERS

ROTARY DIMMERS - 600W MORRIS Brand

- Fits standard wall box
- Suppresses Radio Frequency Interference (RFI)
- Decorator Style permits ganging with other decorative devices
- UL Listed



No.	To Off	Description	Wt	Each
82710	Turn	SP - Ivory	2	6.00
82711	Turn	SP - White	2	6.00
82713	Turn	SP - Lt. Almond	2	6.00
82715	Push	3-Way - Ivory	2	7.50
82716	Push	3-Way - White	2	7.50
82718	Push	3-Way - Lt. Almond	2	7.50

SLIDE DIMMER 700W

On/Off Switch
INCANDESCENT ONLY



On Special



No.	Style	Color	Wt	Each
82750	SP	Ivory	1	4.00
82751	SP	White	1	4.00
82753	SP	Lt Almd	1	4.00
82755	3-Way	Ivory	1	5.50
82756	3-Way	White	1	5.50
82758	3-Way	Lt Almd	1	5.50

Decora SureSlide LED Dimmer



SP + 3W
150 watt LED + CFL
600 watt Incandescent

No.	Color	Wt.	Each
6674-P01	Ivory	1	32.92
6674-P0W	White	1	32.92

OPEN THE CAMERA APP ON YOUR PHONE

**SCAN HERE TO
SEE MORE**
GREAT LEVITON DEALS!



**LEVITON®
DECORA SMART**

Control Lights from Anywhere
iOS & Android



Works with
My Leviton,
Amazon Alexa,
Google Assistant,
Apple Home Kit
no hub required.
Integrates w/ IFTTT



D26HD-1BW
DW4SF-1BW

D215S-1BW

D215P-1BW

D23LP-1BW

DW4BC-1BW

DD00R-DLZ
DD0SR-DLZ
DD0SR-1Z

DAWDC-1BW

No.	Color	Description	Incan.	LED	Wt.	Each
D26HD-1BW	White	Decora Smart Wi-Fi Universal LED/Incandescent Dimmer	600W	300W	1	58.13
D215S-1BW	White	Decora Smart Wi-Fi Universal LED/Incandescent Switch 15A	1500W	600W	1	51.66
D215P-1BW	White	Decora Smart Wi-Fi (2nd Gen) Mini Plug-In Switch (15A, 120V, NEMA 5-15R, 3/4 HP)	1500W	600W	1	32.29
D23LP-1BW	White	Decora Smart Wi-Fi Plug-in Dimmer, Dimmable LED & CFL loads	300W	100W	1	39.12
DW4SF-1BW	White	Decora Smart Wi-Fi 4 Speed Fan Controller 1.5A, 120V	-----	-----	1	65.86
DW4BC-1BW	White	Decora Smart Wi-Fi: 4-Button Controller	-----	-----	1	98.80
DD00R-DLZ	White	Dual Voltage Matching Dimmer Remote for use w/ Decora Smart Dimmers	-----	-----	1	29.07
DD0SR-DLZ	White	Dual Voltage Matching Switch Remote for use w/ Decora Smart Switches	-----	-----	1	29.07
DD0SR-1Z	White	Coordinating Switch Remote for use w/ Decora Smart Switches	-----	-----	1	23.90
DAWDC-1BW	White	Anywhere Dimmer Companion, Battery Operated, no wiring required	-----	-----	1	31.97
DAWSC-1BW	White	Anywhere Switch Companion, Battery Operated, no wiring required	-----	-----	1	31.97

LUTRON SUNNATA

TOUCH DIMMER

Tap on
Tap off



Touch or swipe the
light bar to set lights

- Can be used as Single Pole or 3-Way Mechanical Switch Application
- No Neutral Required
- Load rating - 150W LED, 120V 600W incandescent/halogen

- Superior dimming of LED, incandescent & halogen bulbs
- Light Level Blue LED Indicator Bar
- Soft glow helps to locate switch in the dark
- Works w/ existing wiring - no neutral required
- Easy-to-adjust dimming range

No.	Color	Wt.	Each
STCL-153MH-IV	Ivory	1	37.10
STCL-153M-WH	White	1	37.10
STCL-153M-BL	Black	1	35.14

COOPER BRAND DIMMERS



AAL06-C2

**HANDLES ALL
COMMON LOADS!**
LED, CFL, MLV,
ELV & Fluorescent

Optimal compatibility w/ all common lighting loads, including LED, CFL, Magnetic Low Voltage, Electronic Low Voltage & Fluorescent. With 4 different styles & interchangeable face options, choosing & installing the "Right Dimmer" has never been easier.

300 Watt LED / CFL
600 Watt Inc, Hal, Flr, Mlv, Elv
C2 = LA, W, V Color Change Kit included.

No.	Description	Color	Wt.	Each
AAL06-C2	SP/Multilocation	LA,IV,WH	1	33.50
ARD-C2	Secondary to AAL06-C2	LA,IV,WH	1	26.52

8

170 Broad St., P.O. Box 305
Glens Falls, NY 12801-0305

www.dale-electric.com
email: info@dale-electric.com

TOLL FREE 1-800-462-7733
LOCAL 518-793-4927
FAX 518-793-4467



⚠ WARNING: Some products may cause cancer or reproductive harm. See www.P65Warnings.ca.gov for more info ⚠

LUTRON DIMMERS & CONTROLS

Factory Direct

Lutron Products
Extra Discount above \$350
Info on Page 125

Ariadni® Series (Wallplates Sold Separately)

No. (White)	No. (Ivory)	Light		No. (Brown)	No. (Black)	Watts	Type	Wt.	Each
		AY-600P-AL	AY-600P-BL			600	1-Pole with Preset	1	14.39
AYFSQ-F-WH	AYFSQ-F-IV	AYFSQ-F-LA	AYFSQ-F-BR	AYFSQ-F-BL	1.5A		Fan Control-1-P/3-Way-3-Sp-1.5A	1	21.39
AYCL-153P-WH	AYCL-153P-IV	AYCL-153P-LA	AYCL-153P-BR	AYCL-153P-BL	150		SP/3-Way LED/CFL/Incand Dim	1	21.35
AYCL-253P-WH	AYCL-253P-IV	AYCL-253P-LA	AYCL-253P-BR	AYCL-253P-BL	250		SP/3-Way LED/CFL/In Cond	1	40.74
AY2-LFSQ-WH	AY2-LFSQ-IV	AY2-LFSQ-LA	AY2-LFSQ-BR	AY2-LFSQ-BL	1.5A		Fan Speed Control	1	29.88



AY-600P

Skylark® Series (Also Available in Black, Grey, Light Almond) (Wallplates Sold Separately)

No. (White)	No. (Ivory)	Light		No. (Brown)	No. (Black)	Watts	Type	Wt.	Each
S2-LFSQ-WH	S2-LFSQ-IV	S2-LFSQH-LA	S2-LFSQH-BR	S2-LFSQH-BL	300		1-Pole Dual Slide to Off	1	31.99
SFSQ-F-WH	SFSQ-F-IV	SFSQ-F-AL	SFSQ-F-BR	SFSQ-F-BL			1-Pole-Slide 1.5A to Off Fan Control	1	20.30
	FSQ-2F-IV						3 Speed 1.5 Amp Fan Control	1	13.17



S2-LFSQ



SFSQ-F

LED / CFL / INCANDESCENT DIMMERS

CTCL-153P-WH	CTCL-153P-IV	CTCL-153P-LA	CTCL-153P-BR	CTCL-153P-BL	150		SP/3-Way LED/CFL/Inc Dimmer	1	23.52
CTCL-153P-GR (Gray)		CTCL-153P-AL (Almond)			150		SP/3-Way LED/CFL/Inc Dimmer	1	23.52

CTCL-153

Credenza® Series (Wallplates Sold Separately) (Also Available in Black, Grey, Light Almond)

Plug table lamp into controller. Plug controller into wall outlet. 6 foot cord.



No. (White)	No. (Brown)	No. (Black)	Watts	Type	Wt.	Each
TTCL-100H-WH	TTCL-100H-BR	TTCL-100H-BL	100	LED / CFL Table Lamp Dimmer	1	15.40

Maestro® & Maestro Wireless® Series (*Wallplates Sold Separately)

No. (White)	No. (Ivory)	Light		Watts	Type	Pic	Wt.	Each
MA-R-WH*	MA-R-IV*				Remote Switch for Maestro® Dimmer	1	1	23.10
MACL-153M-WH	MACL-153M-IV	MACL-153M-LA		150	Multi-Location LED/CFL Digital Dim.	2	2	31.78
MA-600-WH				600	Incand. Maestro® Dimmer Switch	2	1	31.16
MA-PRO-WH				250	Incand. Pro Dimmer LED	2	2	58.06
MACL-LFQ-WH	MACL-LFQ-IV	MACL-LFQ-LA		75	Fan/Light Wall Control	3	1	60.34



MAESTRO

Diva® Series (Wallplates Sold Separately) (Also Available in Black, Grey, Light Almond)

No. (White)	No. (Ivory)	Light		No. (Brown)	No. (Black)	No. (Gray)	Watts	Type	Wt.	Each
	DV-603P-IV	DV-603P-Almond					600	3-Way	1	27.97

LED / CFL / INCANDESCENT DIMMERS

DVCL-153P-WH	DVCL-153P-IV	DVCL-153P-LA	DVCL-153P-BR	DVCL-153P-BL	DVCL-153P-GR	150		SP/3-Way	1	27.58
DVCL-253P-WH	DVCL-253P-IV	DVCL-253P-LA	DVCL-253P-BR	DVCL-253P-BL	DVCL-253P-GR	250		SP/3-Way	1	53.34

LOW VOLTAGE

DVRP-253P-WH	DVRP-253P-IV	DVRP-253P-LA	DVRP-253P-BR	DVRP-253P-BL	DVRP-253P-GR	250		SP/3-Way	1	87.60
	DVTV-IV*					30mA		SP/3-Way	1	73.50
DVSTV-WH*	DVSTV-IV*	DVSTV-LA*	DVSTV-BR	DVSTV-BL	DVSTV-GR	30mA		SP/3-Way	1	67.90

*LED Driver, Fluorescent Ballast and HID

FAN SPEED CONTROLS

DVFSQ-F-WH	Fan Only 3-Speed & Off	DVFSQ-F-LA				1.5A		Single Pole	1	32.76
DVFSQ-LF-WH	Fan 3-Speed + Light						1A Light/1.5A Fan/SP/3 Speed Fan	1	33.18	

LOW VOLTAGE DIMMERS

DVELV-300P-WH	DVELV-300P-IV					300		Single Pole	1	96.25
DVLV-600P-WH				DVLV-600P-BL		450		Single Pole	1	54.32
		DVLV-603P-AL				600		SP/3-Way	1	54.66



DV-603P
DVCL-153
DVELV-300P



DVFSQ-F-WH

No.	Description	Rating	Each
MDM10-1LI	Mural Magnetic Low-Voltage Rocker Dimmer	750W	20.00
MLX06-1LW	Mural Powerline Fluorescent Rocker Dimmer		30.00
MS00R-10W	Mural - Remote Unit Multi-Location		6.00
MSI06-1LI	Mural Incandescent Rocker Dimmer	600W	10.00
TSL06-1LI	Toggle-Slide CFL / LED Dimmer, Ivory	600W	24.74
TSL06-1LW	Toggle-Slide CFL / LED Dimmer, White	600W	24.74
TSL06-1LT	Toggle-Slide CFL / LED Dimmer, Lt. Almond	600W	24.74
TG106-1LW	Toggleletouch - Toggle, Pre-Set, White	600W	7.00
TSM10-1LW	Toggleletouch - Toggle, Pre-Set, White	1000W	30.28
TSF01-10I	Quiet Toggle Slide Fan Speed Control, Ivory	1.5A	25.74
TSF01-10W	Quiet Toggle Slide Fan Speed Control, White	1.5A	25.74

No.	Description	Rating	Each
IPL06-10Z	IlumaTech Slide Dimmer, 150W LED and 600W Inc (White, Ivory & Light Almond all in 1 box)		33.21
IPQFK-I	Ilumatech - Color Change Kit, Ivory		3.83
IP710-DLZ	LED / Fluorescent Dimmer	900W	89.15
IP710-LFZ	IlumaTech Fluorescent Slide Dimmer		103.18
MNI06-1LI	Monet - Pre-Set Slide, Ivory	600W	30.00

ILLUMATECH® PRESET SLIDE CONTROLS



Mural*
MDM10

Similar to Lutron Maestro



Toggleletouch
TSL06

Similar to Lutron Ariadni



Ilumatech
IPL06

Similar to Lutron Skylark



Monet*
MNI06

Similar to Lutron Nova-T

* Wall Plate Included



170 Broad St., P.O. Box 305
Glens Falls, NY 12801-0305

www.dale-electric.com
email: info@dale-electric.com

TOLL FREE 1-800-462-7733
LOCAL 518-793-4927
FAX 518-793-4467



Scan code for installation videos

- In-wall dimmer kit includes one wireless dimmer, one Pico remote control & one coordinating screwless wallplate
- Works with up to 600 watts of incandescent or halogen, 150 watts of dimmable LED or dimmable CFL
- Conveniently control your lights from anywhere in the room with the Pico remote control
- Remote has 10-year battery life (battery included)
- Caseta Wireless is compatible w/ Lutron Smart Bridge & WINK hub (both sold separately) for control of your lights via smart phone

No.	Description	Wt.	Each
PD-6WCL-WH	In-wall dimmer, 150W LED/600W Incandescent	1	58.14
PD-6WCL-IV	In-wall dimmer, 150W LED/600W Incandescent	1	58.14
PD-10NXD-WH	In-wall dimmer, 250W LED/1000W Incandescent	1	92.40
PD-6ANS-WH	In-wall Switch, neutral present; Lighting to 6A and Fans 3.6A	1	65.45
PD-5WS-DV-WH	Wireless RF On/Off Light Switch 5 Amp Lighting and 3 Amp Fan	1	70.70
PD-3PCL-WH	Wireless Smart Lamp Dimmer Plug-In	1	44.80
PD-6ANS-IV	Smart Home Switch, Ivory, 720W	1	65.45
PJ2-4B-IV-L01P	Pico Remote Control with 4 Buttons - Ivory	1	20.79
PJ2-4B-IV-L31P	Pico Remote Control with 4 Buttons - Ivory	1	27.30
PJ2-3BRL-WH-L01R	Pico Remote Control with Favorite Setting, also works as a 3 and 4 way switch	1	20.79
PJ2-3BRL-LA-L01R	Pico Remote Control with 4 Buttons - Light Almond	1	20.79
PJ2-4B-BL-L01P	Pico Remote Control with 4 Buttons - Black	1	20.79
PJ2-3BRL-GIV-L01	Pico Remote Control with 3 Buttons, Raise/Lower, Light Icons - Ivory	1	39.20
PJ2-2B-GWH-L01	Pico On/Off Remote Control, also works as a 3 and 4 way switch	1	18.90
PJ2-3BRL-WH-F01R	Pico Remote Control Fan Speed Control	1	32.34
PICO-WBX-ADAPT	Pico Wallplate Bracket	1	6.65
PICO-CAR-CLIP	Pico Car Visor Clip	1	6.86
L-BDGPPO2-WH	Smart Bridge Pro	1	105.00
L-HWLV2-WIFI	Honeywell Thermostat Controller, Supports up to three heat and two cool stages	3	311.85
P-PKG1W-WH	Multi-Location In-Wall Dimmer with Pico Remote Control 150-watt / 600-watt	1	69.30
P-PKG1P-WH	Plug-In Lamp Dimmer with Pico Remote Control 100-watt / 300-watt	1	49.00
P-BDG-PKG1P	Smart Lighting Timer Kit with Smart Plug and Smart Bridge	3	98.00
P-BDGPPO-PKG1W	Caseta Pro Smart Bridge Home Lighting Kit: Bridge, Pico, Switch, Plate, Bracket	4	140.00

CONTROL LIGHTS FROM YOUR PHONE!



P-BDGPPO-PKG1W
Home Lighting Kit

LEVITON / SAMSUNG SMARTHINGS DEVICES



SAMSUNG
SmartThings™



STKIT-2DS Hub



DZ15S-1BZ
15A Switch



DZ6HD
Dimmer



DZPA1-2BW
Appliance Mod

Wirelessly connect and control a wide range of compatible devices and sensors or "Things" by Leviton and Decora for remote access and automation via cell phone or internet.

ZWAVE™ LEVITON

No.	Description	Color	Wt.	Each
STKIT-2DS	Samsung Smart Things Bundle (Hub, DZ6HD Dimmer, DZ15S Switch)	White	1	242.44
DZ6HD-1BZ*	Decora Smart with Z-Wave Plus Technology, 600W Dimmer	White	1	65.19
DZ15S-1BZ*	Decora Smart with Z-Wave Plus Technology, 15A Switch	White	1	65.19
DZPD3-2BW	Decora Smart with Z-Wave Plus Technology, Plug in Dimming Module	White	1	41.67
DZPA1-2BW	Decora Smart with Z-Wave Plus Technology, Plug in Appliance Module	White	1	41.67
LURDW	Lumina RF Door/Window Sensor	White	1	42.05
LURMD	Lumina RF Motion Sensor	White	1	60.32



*Switch remote DDOSR-DLZ for 3 way/multifunction

ILLUMRA LIGHT SWITCH KITS

ILLUMRA wireless switch transmits a wireless radio-frequency signal to ILLUMRA controllers. Use the switches to remote control the lighting without running wires to the switch location. No Batteries.

Wireless Control - No Wires - No Batteries

No.	Description	Each
E9K-B11WH	Wireless Light Switch w/ 5A On/Off controller, White	143.48
E9K-B21WH	2 Wireless Light Switches w/ 5A On/Off controller, White	207.23
E9K-N11WH	Single Rocker Wireless, White	163.42
E9T-51AIV	Single Rocker Wireless, Ivory	63.76
E9X-D02FL	Constant Voltage PWM Dimming Controller	141.33
E9X-RUV-3HOTP	5A On/Off Controller	79.69



Wireless Switch Mounts Anywhere

OCCUPANCY SENSORS



OCCUPANCY SENSOR & VACANCY SENSOR



OP600M

MS-OPS2
MS-OP55M

Occupancy/vacancy sensors automatically turn lights on when you enter a space and off when you leave, making them a convenient way to save energy in a home or commercial space. Ideal for rooms where lights are accidentally left on, such as an office, or rooms that you often enter with your hands full, such as a laundry room or supply closet.

Ask about Volume Pricing

No.	Description	Rating	Volts	Wt	Each
MS-OPS2-WH	Occupancy Sensor light only	2 Amps	120	1	19.88
MS-OP55M-WH	Occupancy Sensor light and fan	5 Amps	120	1	28.46
MS-OPS6M2-DV-WH	Occupancy Sensor light and fan	6 Amps	120/277	1	36.58

LEVITON CEILING OCCUPANCY SENSORS



OSCXX



CI-205

WattStopper

The all-digital & microprocessor based OSCXX-I is the most advanced infrared ceiling sensor available. Self-calibrating sensitivity and timer allow the installer to "install & forget"

No.	Description	Wt	Each
ODC05-11W	Self-Contained PIR Ceiling Mount Occ. Sensor	1	104.43
OSC15-10W	Ceiling Mount Occupancy Sensor, PIR, 360 Degree 1500 sq. ft. Coverage	1	89.23
OSC20-M0W	Ceiling Mount Occupancy Sensor	1	164.60
OPP20-D1	Power Pack for Occupancy Sensor	1	41.86
CI-205	24VDC Passive Infrared Ceiling Sensor - White	1	112.18

LEVITON® PASSIVE INFRARED OCCUPANCY SENSOR



ODS10
OSSNL

OSW12-M0W

OSSMT

No.	Color	Description	Wt	Each
ODS10-IDI	Ivory	LEVITON Wall Switch 120/277V (3-Way Compatible) 800W Incan., 1200W (120V) Floor., 2700W (277V) Floor., 1/4 HP 120V Motor	1	50.21
ODS10-IDW	White	(Same as above)	1	50.21
ODS10-IDT	Lt. Almd	(Same as above)	1	50.21
OSSNL-IAI	Ivory	Occupancy Sensor w/ LED Night Light 800W Incan. 1/8 HP 120-277V	1	83.26
OSW12-M0W	White	Wall Mount 24V DC	1	176.16
OSSMT-GDT		Multi-Tech occupancy sensor w/no neutral wire	1	83.93
OSSMT-MDW		Multi-Tech occupancy sensor w/neutral wire	1	82.45

FIXTURE MOUNT



Fixture Mount has up to 40' range
Lo or Hi Bay use (lens Included)

No.	Description	Wt	Each
OSFHU-ITW	For Sun & Stars High-Bay	1	51.87
	Fixture Mount Occupancy Sensor		
OSFHU-I4W	Passive Infrared Fixture mount	1	51.87

OCCUPANCY SENSOR SINGLE CIRCUIT DUAL TECHNOLOGY

- Color matching multi-segmented lens
- Selectable Auto-On & Manual-On modes
- 120-277 VAC 50/60Hz Input
- 180° field of view
- 1000 sq. ft. major motion & 300 sq. ft. minor motion coverage
- Light level sensor
- Walk-through mode
- Adjustable light level, time delay & sensitivity
- Red LED motion indicator
- For use w/ electronic & magnetic ballasts
- No neutral connection, minimum load or power pack required
- UL and cUL Listed



No.	Wt	Each
SLSDWS1277UW	1	42.00

OCCUPANCY SENSOR PIR/ULTRASONIC 1-BUTTON WALL SWITCH

- All-digital dual technology sensor - ultrasonic and passive infrared (pir)
- Single relay
- 120/277vac
- Intellidapt self-adaptive technology
- No manual adjustment required
- 1000 square foot coverage area
- Mounts to single-gang nema-style switch box



No.	Color	Wt	Each
LHMTS1-N-WH	White	1	40.00

DUAL TECHNOLOGY SENSOR

Combines Infrared & Ultrasonic Ceiling or Wall

- Built-in Light Level Sensor,
- Time Delays:
 - Automatic
 - Fixed (5, 10, 15, 20, 30 minutes)
- Walk-Through
- Test
- 4.4" x 3.4" x 2" (L x W x D)
- SPDT isolated relay.
- UL and CUL listed.
- 5 Year Warranty.
- Coverage up to 2000 sq ft.
- DT-200 Requires Power Pack shown below.



No.	Color	Voltage	Each
DT-305	White	24VDC	124.01
DT-355	White	120/240/277/347VAC	136.83

AUTOMATIC WALL SWITCH

- Dual 120/277 Voltage
- 30 sec to 30 min Time Delay
- Built-in Light Level Sensor
- No Minimum Load Requirement
- Compatible with all electronic ballasts and PL lamp ballast.
- 2.6" x 1.7" x 2" (L x W x D)
- 5 Year Warranty. (No Wallplates Inc.)
- Coverage up to 900 sq. ft.



120V 800 Watts Max Ballast Load
277V 1200 Watts Max Ballast Load

No.	Color	Each
WS-250-W	White	65.83
WS-250-I	Ivory	65.83

WALL DIGITAL TIME SWITCHES

120V 800 Watts Max Ballast Load
277V 1200 Watts Max Ballast Load

- Automatically turns lights off after preset time.
- Bright LED shows countdown.
- 5 min to 12 hrs Adjustable.
- 100/300 VAC.
- Compatible with all electronic ballasts and motor loads.
- Simple pushbutton setup.
- 2.66" x 1.79" x 1.76" (L x W x D)
- UL and CUL listed.
- 5 Year Warranty. (No Wallplates Inc.)



No.	Color	Each
TS-400-W	White	71.91
TS-400-I	Ivory	44.00

POWER PACKS/RELAYS

- LOAD RATING
- 20 Amp 120/277V Ballast or Incandescent
 - 1 HP at 120/240V



Transformer and Relay Fully self-contained.
Plenum Rated.
UL and CUL Listed.
5 Year Warranty.
For use with 24V Sensors.

No.	Input VAC	mA	Output DC	Each
BZ-50	120/230/277	225	24V	44.36



170 Broad St., P.O. Box 305
Glens Falls, NY 12801-0305

www.dale-electric.com
email: info@dale-electric.com

TOLL FREE 1-800-462-7733
LOCAL 518-793-4927
FAX 518-793-4467

DECORAPLUS WALL PLATE INSERTS

Accepts QuickPort Modules



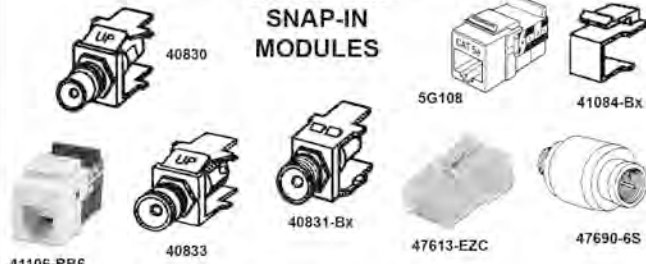
No.	Color	Ports	Wt/10	Each
41641-W	White	1	1	6.15
41642-B	Brown	2	1	6.15
41642-I	Ivory	2	1	6.15
41642-T	Lt.Almd	2	1	6.15
41642-W	White	2	1	6.15
41643-T	Lt.Almd	3	1	6.15
41643-B	Brown	3	1	6.15
41643-E	Black	3	1	6.15
41643-I	Ivory	3	1	6.15
41643-W	White	3	1	6.15
41644-T	Lt.Almd	4	1	6.15
41644-B	Brown	4	1	6.15
41644-I	Ivory	4	1	6.15
41644-W	White	4	1	6.15
40754-BI	Ivory	4	1	4.28
41646-T	Lt.Almd	6	1	6.15
41646-I	Ivory	6	1	6.15
41646-W	White	6	1	6.15
40756-BI	Ivory	6	1	4.36
40756-BW	White	6	1	4.28

QUICKPORT WALL PLATES



No.	Color	Ports	Wt/10	Each
41080-1BP	Brown	1	1	2.54
41080-1IP	Ivory	1	1	2.54
41080-1WP	White	1	1	2.54
41080-2EP	Black	2	1	2.54
41080-2IP	Ivory	2	1	2.54
41080-2WP	White	2	1	2.54
41080-3AP	Almond	3	1	1.55
41080-3IP	Ivory	3	1	2.54
41080-3WP	White	3	1	2.54
41080-4IP	Ivory	4	1	2.54
41080-4WP	White	4	1	2.54
41080-6IP	Ivory	6	1	2.54
41080-6WP	White	6	1	2.54

QUICKPORT SNAP-IN MODULES



No.	Color	Description	Wt	Each
41106-RAF	Almond	Nickle F-Connector	1	2.00
41084-FBF	Brown	Nickle F-Connector	1	3.35
41084-FIF	Ivory	Nickle F-Connector	1	3.35
41084-FWF	White	Nickle F-Connector	1	3.35
41084-FTF	Lt.Almd	Nickle F-Connector	1	3.35
41106-R16	Ivory	6-Cond. USOC Connector	1	4.42
41106-RW6	White	6-Cond. USOC Connector	1	4.42
5G108-RT5	Lt.Almd	8-Cond. Category-5e	1	6.05
5G108-RI5	Ivory	8-Cond. Category-5e	1	6.05
5G108-RW5	White	8-Cond. Category-5e	1	6.05
41084-BB	Brown	Blank Filler	1	3.09
41084-BI	Ivory	Blank Filler	1	3.09
40830-BAE	Almond	Gold Plated RCA Jack w/Black Stripe	1	2.50
40830-BIE	Ivory	Gold Plated RCA Jack w/Black Stripe	1	5.19
40830-BWE	White	Gold Plated RCA Jack w/Black Stripe	1	5.19
40830-BAR	Almond	Gold Plated RCA Jack w/Red Stripe	1	2.50
40830-BIR	Ivory	Gold Plated RCA Jack w/Red Stripe	1	5.19
40830-BWR	White	Gold Plated RCA Jack w/Red Stripe	1	5.19
40830-BAY	Almond	Gold Plated RCA Jack w/Yellow Stripe	1	3.00
40830-BIY	Ivory	Gold Plated RCA Jack w/Yellow Stripe	1	5.19
40830-BWY	White	Gold Plated RCA Jack w/Yellow Stripe	1	5.19
40833-BIE	Ivory	Gold Plated Binding Post w/Black Stripe	1	6.08
40833-BWE	White	Gold Plated Binding Post w/Black Stripe	1	6.38
40833-BAR	Almond	Gold Plated Binding Post w/Red Stripe	1	3.75
40833-BIR	Ivory	Gold Plated Binding Post w/Red Stripe	1	6.38
40833-BWR	White	Gold Plated Binding Post w/Red Stripe	1	6.38
47613-EZC		EZ-RJ45 Connector	1	1.20

INTERCHANGEABLE DEVICES DESPARED SWITCHES



No.	Description	Amps	Volts	Wt/10	Each
967B	Grnd Receptacle	15	125	2	4.00
967V	Grnd Receptacle	15	125	2	6.50
903B	3-Way	1/2 HP	120AC	2	1.00
GE7651-OL	SP-Locking	20	120/277	2	8.00
GE7652-1	DP-Despard	20	120/277	2	8.25
GE7654-1	4-Way	2	120/277	2	8.00

Cat 5 and Cat 6 wire



Cables and Coax



See Page 102

MORRIS CATEGORY 5 CERTIFIED DATACOMM PRODUCTS

HIGH DENSITY PATCH PANELS

568A & B - 110/D4 Connector
Terminal Block Accepts both Krone & 110 Impact Tool

Panel utilizes printed circuit technology to balance signal transmission of insertion loss and cross talk from 1 to 100 Mhz which is fulfilled for all 6 possible pair combinations thus all of today's LANS can be transmitted on 8 wire cabling without changing the installation.

88044



88042



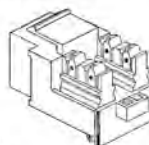
88042 includes 89D bracket.

No.	Type	Wt	Each
88042	12 Port	2	60.30
88052-M	24 Port Bracket	1	59.54

RJ-45 UNSHIELDED KEYSTONE JACK 110/D4 Type Termination




- AMP Compatible
- 8 Position, 8 Contact.
- 568A & 568B Wiring ColorCoded.
- Contacts 50u Gold Plated.
- UL94V-0 Plastic Connector.
- Fixes 110 Connector Tightly
- Protruding Cable Tie Seat.
- Compatible wire sizes 22-26AWG



No.	Category	Color	Wt.	Each	10+
88020	5	Ivory	1	3.88	3.74
88021-M	5	White	1	3.88	3.74
88023-M	5	Red	1	3.70	3.56
88028	5	Lt.Almond	1	3.88	3.74
88420	6	Ivory	1	4.03	3.89
88421	6	White	1	4.03	3.89
88422-M	6	Blue	1	4.03	3.89
88424	6	Yellow	1	4.03	3.89
88425	6	Black	1	4.03	3.89
88426	6	Green	1	4.03	3.89
88427	6	Orange	1	4.03	3.89
88428	6	Lt.Almond	1	4.03	3.89

CAT 5&6 PATCH CORDS



- T568B Blue
- Tested to meet T568 CAT 5 Standards
- Stranded 24 AWG wire for maximum flexibility

No.	Cat	Length	Wt/10	Each	10+
88312	5	3'	1	2.86	2.75
88318	5	10'	1	6.89	6.64
88320	5	14'	1	9.25	8.92
88322	5	20'	1	6.20	5.98
88452	6	3'	1	3.28	3.16
88454-M	6	5'	1	5.04	4.86
88458	6	10'	1	7.52	7.25
88460	6	14'	1	10.02	9.67
88462	6	20'	1	12.31	11.87

COUPLERS



88240
UTP Coupler
Female to Female
RJ-45

No.	Wt/10	Each	10+
88240	4	7.15	6.90

PLUGS



88612
Unshielded
Modular Plug
RJ45

No.	Wt/10	Each	10+
88612	2	0.59	0.57

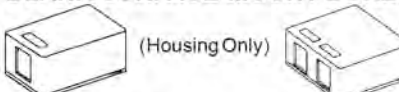
25-Pair 66 IDC Wiring Block



- Hooked contacts for smooth wire placement.
- Nickel plating gives secure connection.
- Clear plastic cover covers entire block giving view of block without removing cover.
- High-Impact PVC construction.

No.	Description	Each
40130	Wiring Block & Cover	38.42
40132	Mounting Bracket	8.92

BLANK SURFACE-MOUNT BOXES



No.	Color	Gangs	Wt.	Each	10+
88252	Ivory	1	1	3.23	3.12
88254	White	1	1	3.23	3.12
88256	Ivory	2	1	4.24	4.09
88258	White	2	1	4.24	4.09

170 Broad St., P.O. Box 305
Glens Falls, NY 12801-0305

www.dale-electric.com
email: info@dale-electric.com

TOLL FREE
LOCAL
FAX

1-800-462-7733
518-793-4927
518-793-4467



LEVITON MEDIA CENTER

Factory Direct

Leviton Products
Extra Discount above \$1800
Info on Page 125



47605-28W



47689-B



47605-EH

NETWORKING KITS & ENCLOSURES

No.	Description	Wt.	Each
47605-28W	Screw Cover Enclosure 28H x 14.38W x 3.6D	4	146.99
47689-B	1 x 9 Bridged Telephone Module	1	41.93
47605-EH	10 Base-T Network Hub with Power Adapter	2	20.00



48213-BMC

SECURITY CAMERAS and VIDEO SEQUENCER

No.	Description	Wt.	Each
48213-IDC	1 x 8 Passive Video Splitter	1	25.00
48213-ADC	Almond Indoor Color Camera	1	25.00
48213-CVS	Video Sequencer for up to 4 Video & Audio sources.	2	115.00



48213-*DC



RECESSED ENTERTAINMENT BOX

For use behind Flat Panel TV's, Entertainment Centers, Home Theater Equipment.

7.2" x 8" x 3-3/4" Deep

No.	Wt.	Each
47617-REB	2	40.57

COAX FITTINGS



DECORATIVE COAX JACK



No.	Jacks	Color	Wt.	Each
85015	1	1-Piece, Ivory	1	1.47
85120	2	1-Piece, Ivory	1	2.11
85220	2	2-Piece, Ivory	1	3.95
85221-M	2	2-Piece, White	1	3.95



DECORATIVE COMBINATION PHONE/CATV JACK



No.	Color	Wt.	Each
80081	1-Piece, White	1	3.63
80180	2-Piece, Ivory	1	3.92
80181	2-Piece, White	1	3.92

Compression F-Connectors for RG-6



- Fits 60% reg/tri/quad cable
- Approved for indoor and outdoor
- Use 30-603, 30-793 or 30-633 compression tools

No.	Qty	Wt.	Pack
92-650	50 Pack	1	44.55
92-651	10 Pack	1	11.36
92-656	100 Pack	1	85.79

WALL PLATES



85021-M

- *Complete with mounted F-81 Fittings
- *Flush Mounted
- *Uses Standard F-59 Connectors

No.	Color	Wt.	Each	25+
80781-I	Ivory	1	2.46	2.21
80781-W	White	1	2.46	2.21
80781-T	Lt.Almnd	1	2.46	2.21
85010	Ivory	1	1.33	1.28
85011-M	White	1	1.33	1.28
87510	Ivory Midsize	1	1.57	1.51
87511	White Midsize	1	1.57	1.51
85021-M	White Double	1	1.82	1.76



DECORA CABLE TV JACK

No.	Brand	Color	Wt.	Each
40681-T	Leviton	Lt.Almond	1	4.02
40681-I	Leviton	Ivory	1	4.02
40681-W	Leviton	White	1	4.02
40681-B	Leviton	Brown	1	4.02
45015	Morris	Ivory	1	0.35
45017	Morris	Brown	1	0.40

RG-6U CONNECTORS



No.	Description	Wt	Each
45060	Crimp-On RG-6	1	0.58

WEATHERPROOF F COMPRESSION Push & Seal Connectors



For Water-Tight seal.

Type used by Cable TV and Satellite companies.

No.	Description	Wt	Each
45072	For RG6	1	1.02

FEMALE TO FEMALE



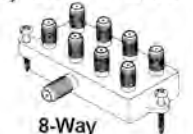
1" with Nut & Washer

No.	Description	Wt	Each
45100	Female To Female	1	0.77

COAX (DIGITAL TV) SPLITTERS



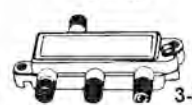
4-Way



8-Way



2-Way



3-Way

1000 MHz is for Digital TV
2050 MHz is for Satellite

No.	Description	MHz	Wt	Each	Per10
45032	2-Way Splitter	1000	1	5.36	5.17
45034	2-Way Splitter	2050	1	10.64	10.26
45042	3-Way Splitter	1000	1	5.89	5.68
45044	3-Way Splitter	2050	1	9.90	9.54
45052	4-Way Splitter	1000	1	7.83	7.55
45054	4-Way Splitter	2050	1	12.45	12.00
45059	8-Way Splitter	2050	1	21.90	-----

COAX & TELEPHONE WALLPLATE



*Leviton

No.	Color	Wt.	Each	25+
80056	Ivory	1	3.51	3.39
80057-M	White	1	3.51	3.39
40259-I*	Ivory	1	4.94	-----



170 Broad St., P.O. Box 305
Glens Falls, NY 12801-0305

www.dale-electric.com
email: info@dale-electric.com

TOLL FREE 1-800-462-7733
LOCAL 518-793-4927
FAX 518-793-4467

13

▲ WARNING: Some products may cause cancer or reproductive harm. See www.P65Warnings.ca.gov for more info ▲

TELEPHONE ACCESSORIES

FLUSH WALL JACK



4-Terminal, flush wall jack with plate, mounting screws.

No.	Color	Description	Wt.	Each	25+
DA-11B	Brown	4 conductor	1	0.56	0.54
80010	Ivory (UL)	4 conductor	1	1.99	1.92
80011	White(UL)	4 conductor	1	1.99	1.92
80012	Brown (UL)	4 conductor	1	1.99	1.92
40249-T*	Lt. Almond	4 conductor	1	3.02	2.71
40249-I*	Ivory	4 conductor	1	3.02	2.71
40249*	Brown	4 conductor	1	2.42	2.17
40249-W*	White	4 conductor	1	3.02	2.71
86010	Ivory(UL)	6 conductor	1	3.39	---

*Leviton

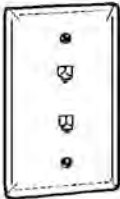
WALL PHONE PLATES 4 Conductor



Wall Plate Assembly Smooth Flat Cover. Includes Mounting Hardware for Wall Phone. Comes with mounting screws.

No.	Type	Color	Wt.	Each	10+
80031	Plastic	White(UL)	1	3.02	2.92
80033	Plastic	Lt. Almd	1	3.02	2.92
DA-24	S. Steel	Stainless	1	2.50	---

DUPLEX WALL JACK



Duplex Modular Wall Jack. Consists of Two Jacks, Plate, and Mounting Screws. Used for dual line wiring or phone/answering machine combination.

No.	Color	Wt.	Each	10+
80020-M	Ivory	1	3.63	3.50
80021-M	White	1	3.63	3.50
40020-M	Ivory	1	0.45	---
40021-M	White	1	0.40	---

DUPLEX WALL JACK



Used with standard duplex wall plate.

No.	Color	Wt.	Each
DA-16B	Ivory	1	2.00

PROTECTED WALL JACK



Modular Protected wall jack. Can be used as Telephone Network Interface Demarcation Jack. Consists of Jack, Plate & Mounting Screws Ivory Color

No.	Color	Wt.	Each
DA-29	Ivory	1	0.65

ROUND FLUSH MOUNT JACK



Round - Flush Mount - Modular Jack. Consists of Jack Plate, Ring and Mounting Screws. Ivory Color.

No.	Color	Wt.	Each
DA-12	Ivory	1	0.60

HANDSET CORD



Modular Flat-Oval, Retractable Handset Cord with 4-Conductor Modular Plugs at both ends.

No.	Length	Color	Wt.	Each
DC-44-6IV	6'	Ivory	1	0.75
DC-44-6BE	6'	Beige	1	0.50
DC-44-6BR	6'	Brown	1	0.75
DC-44-12BE	12'	Beige	1	0.50
C2407-15W	15'	White	1	2.00
C2407-25W	25'	White	1	1.50
DC-44-25V	25'	Ivory	1	1.50
DC-44-25BE	25'	Beige	1	1.25
DC-44-25WH	25'	White	1	0.75

DECORATIVE PHONE JACK



4-Conductor Telephone Jack

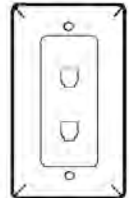
No.	Brand	Color	Wt.	Each
40649-I	Leviton	Ivory	1	3.90
40649-W	Leviton	White	1	3.90
40015-M	Morris	Ivory	1	0.50

DECORATIVE PHONE JACK

Built-In Wall Plate
4 Conductor
Meets FCC Requirements



Cannot be ganged.



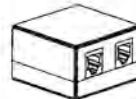
No.	Description	Wt.	Each
80070	1-Piece, Duplex, Ivory	1	3.63
80071-M	1-Piece, Duplex, White	1	3.63
80171	2-Piece, Duplex, White	1	4.35

SURFACE MOUNT JACK



Surface-mount modular jack, complete with snap-on cover, base with pre-wired, modular jack.

Meets FCC Requirements



No.	Description	Wt.	Each	10+
80051	White, 4 conductor	1	2.45	2.36
80053	Ivory, 4-conductor	1	3.42	---
80054-M	White, 4-conductor	1	3.63	---

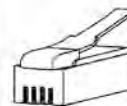
SURFACE MOUNT JACK



Surface Mount Modular Jack. Consists of Jack, Cover, Terminal Block and Mounting Screws. Ivory Color.

No.	Color	Wt.	Each	10+
DA-05	Ivory	1	0.35	0.34

CORD ENDS, LINE CORD



No.	Description	Each 100'
TM3000-100	Modular Telephone Cord 4 Wire Ivory Color	3.50
No.	Description	Each
A3044	Modular Cord Ends to Repair or Construct Hand Cord Sets RJ22	0.10
No.	Description	Each
A3046	To Repair or Construct Modular Cords to go from Phone to Modular Phone Jack or to make Extension Cords. RJ11.	0.20

LINE CORD



Modular, Flat-Oval Cord with 4-Contact Modular Plug at both ends. Used from phone base to wall.

No.	Length	Color	Wt.	Each	10+
DC-42-15IV	15'	Ivory	1	1.05	1.01
DC-42-15S	15'	Silver	1	1.40	1.35
DC-42-25IV	25'	Ivory	1	1.33	1.28
DC-42-25S	25'	Silver	1	1.33	1.28

EV - ELECTRIC VEHICLE CHARGERS

Emporia Smart Home EV Charger Level 2 - 48 AMP

- WiFi Enabled - Track energy use & Schedule Charging w/ App
- Enable/Disable Feature in app to limit access
- 24' Cable SAEJ1772
- 40 Amp Rated with NEMA 14-50P
- 48 Amp Rated when Hardwired
- Built-in Charging Head Holder
- Watertight NEMA 4 Indoor/Outdoor
- Operating Temp: -22° F to 122° F
- 240V
- 3-Year Warranty



emporia
24' Cord



AC Elite Commercial EV Charger Level 2 with Touch Screen

- Bluetooth, WiFi, Ethernet & 4G Connectable
- 18' Cable
- Interface: Autel Charge App; Autel Charge Cloud
- Status Interface: LED/App/Touch Screen (5" LED)
- User Authentication: App, RFID Card
- Use Phone App to Bill Credit Cards or 3rd Party Software
- 208/240V
- Hardwired
- 12KW (240VAC - 50A)
- Connector SAEJ1772
- Indoor/Outdoor Rated NEMA 4
- -40° F to 131° F
- Made in USA
- Warranty: 3-Years, Extensions Available

AUTEL



No.	Type	Color	Cord Length	Wt.	Each
EMEVE1-W	Home	White	24'	15	399.00
EMEVE1-B	Home	Black	24'	15	399.00

Qualifies for 30%
Federal
Alternate Fuel Tax
Incentive

No.	Description	Cord Length	Wt.	Each
MCC50AHI	50A Charging Unit	18'	25	975.00
UP10-Autel	Pedestal	----	59	325.00
RFID-Autel	10-Pack RFID Cards	----	1	29.00



Commercial EV Chargers Level 2

Dynamic electric vehicle (EV) charging solutions for use with Fleet Vehicles, Commercial Locations, Apartments, Condos, Hotels, Schools, Libraries, etc.

- Smart features avoid demand meter increases
- Install more charging stations on a smaller service with smart charging software
- Dynamic, real-time, intelligent load management
- Integrated SmartPower Load Management
- SAE J1772 or Tesla EV Connector
- RFID Card Reader
- Wireless Mesh Network
- Optional 4G Connectivity
- 208 - 240 Vac
- Wall Mount or Pedestal Mount (Single or Dual Head)
- Indoor or Outdoor Installation NEMA 3R
- Operating Temp: -22° F to 122° F

Volume
Discounts
Available



EverCharge

No.	Output	Cable Length	Wt.	Each
EV002 E800-1000	48A	18'	26	1,400.00
E800-MODEM KIT	Modem		1	202.50
P2-J Dual Pedestal	Pedestal Mount		48	999.00

Home EV Chargers Level 2

Volume
Discounts
Available

- Enable fast charging of any SAE 1772™ compatible electric vehicle.
- Design prevents cord from freezing or cracking in extreme cold (-40° F)
- Rated for use in wet locations
- Hardwire only
- Mounting hardware included
- 3-Year Warranty - Extension Available

LEVITON



No.	Amps	Volts	Level	Output	Cord Length	Wt.	Each
EV320	32	208/240	2	7.6 kW	18'	20	711.66
EV480	48	208/240	2	11.6 kW	18'	25	798.66

Wiring Diagram for Home Car Chargers



170 Broad St., P.O. Box 305
Glens Falls, NY 12801-0305

www.dale-electric.com
email: info@dale-electric.com

TOLL FREE 1-800-462-7733
LOCAL 518-793-4927
FAX 518-793-4467

15

⚠ WARNING: Some products may cause cancer or reproductive harm. See www.P65Warnings.ca.gov for more info ⚠

WIRING DEVICES & SURGE PROTECTORS


6-OUTLET SURGE PROTECTOR



- 245 Joules
- 14/3 SJT
- 6 Foot Cord
- Indoor Use Only
- White Plastic Body & Cord
- AC 125V/15A
- 1875W
- Flat Plug
- On/Off Switch

No.	Wt.	Each
91-229	2	14.22

7-OUTLET SMART PLUG STRIP



7-Outlet power strip with load sensing technology, and illuminated load-status indicators for each level of load status.

- 500V L-N, L-G, N-G
- 36,000 A surge current routing
- 3KA
- On/Off rocker switch 4' cord.

No.	Wt.	Each
DTK-7VS	1	21.60

6-OUTLET POWER STRIP



- Integrated Circuit Breaker Switch (2 in 1)
- AC 125V/ 15A
- ABS Plastic Housing
- Mounting Bracket
- 6' Cord Length 14/3 SJT

No.	Wt.	Each
89022	2	22.33


MORRIS SURGE STRIP W/ 2 USB CHARGING PORTS



- 4 Outlet surge protector w/ 2 USB charging ports
- Provides surge protection for USB & electrical ports
- 15A 120V 60 HZ
- 800 Joules
- Max surge voltage: 6000V
- Max current spike: 30,000A
- 2.1 Amp USB charging ports
- 6' Cord
- Tamper resistant w/ rotating safety recep. covers

No.	Description	Each
89020-M	4 Outlet Surge Protector w/ 2 USB	44.49

8-OUTLET 120VAC SURGE PROTECTION



Protect AC power and telco/fax lines with DITEK's DTK-8FF eight outlet plug-in surge protector. Accepts up to six transformers at the same time.

- Diagnostic LED indicates ground presence
- EMI/RFI noise filtering
- Automatic shutdown feature

No.	Wt.	Each
DTK-8FF	1	25.65

8-Outlet Surge Strip w/ Phone Line & CAT5 Protection



- 2 Power Adapter spaces allow more flexibility
- Tamper Resistant Slide Safety Covers for all Outlets
- 2100 Joules Surge Dissipation
- 400V L-N, N-G, L-G Clamping Voltage
- 6000V Max Surge Volts
- 75,000 Amps Max Current Spike
- AC 125V/15A

No.	Wt.	Each
89091-M	1	56.53

SINGLE OUTLET 120VAC SURGE PROTECTION DEVICE



- Diagnostic LED AC 120V/15A
- 1 receptacle for flexible connectivity & placement
- 720 Joules of protection

No.	Wt.	Each
DTK-1F	1	10.80

Reduce your Electric Bill up to 10%



Scan this code with your phone for more info

National Grid, NYSEG, RG&E, Con Edison, Central Hudson

6-OUTLET SURGE WALL TAP



- 420 Joule Surge Dissipation
- 330V Clamping Voltage
- 6000V Max Surge Volts
- 19,500A Max Current Spike
- AC 125V/15A
- Full 3 Line Surge Protection
- EMI/RFI Noise Filter
- LED Surge Indicator
- ABS Plastic Housing

No.	Description	Wt.	Each
89010	6 Outlets	1	21.20

DOOR CHIMES

No.	Description	Wt.	Each	Per10
nuBK125LWH	Kit with lighted pushbuttons	3	23.02	21.18
78010A*	Kit with unlighted pushbuttons	3	30.38	29.30
78020A*	Kit with lighted pushbuttons	3	32.00	30.86
78030-M**	Kit with one lighted pushbutton	3	23.11	22.29
78030A**	Kit with one lighted pushbutton	3	30.63	29.54

78010A* 78020A* BK125LWH
78030A**


LA14 LA39

* Builders Chime Kit. Includes (1) Chime, (2) Pushbuttons, (1) 16V 10W Transformer. Not NuTone.
** As above but with one 5/8" diameter lighted pushbutton.

No.	Description	Wt.	Each
nuLA14WH	Built-In Wall, White, 2-Note Chime	2	53.32
nuLA39WH	White-Paintable Chord Tone	2	148.74

DOOR CHIME TRANSFORMERS

120V Input



No.	Volts	Watts	Wt.	Each
78200A	16	10	1	13.20
78202A	16	10	1	17.61
nuC907	16	30	2	26.17
598-LEE	8-16-24	30	1	14.70
78208	8-16-24	20	2	36.12
599-LEE	24-40	30	1	14.70
78210	24	40	2	36.12
nuC905	16	10	1	16.28

NUTONE® PUSHBUTTONS

No.	Description	Wt.	Each
nuPB18LWHCL*	White w/Clear Bezel Lighted	1	6.90
78220A	5/8" Diam. Gold Rim Lighted	1	4.06
78232*	White Lighted	1	4.97
nuRCPB727*	Verde -Lighted	1	9.50
nuRCPB738*	Polished Brass -Lighted	1	9.50
78240A	2 1/2" Diam Gold Alum Lighted	1	8.27
nuPB15LPB*	Door Chime Pushbutton - Lighted	1	12.50
nuPB4LSN*	Door Chime Pushbutton - Lighted	1	23.42
nuPB7LBL*	Pushbutton - Lighted in Black	1	6.68



*Lighted Buttons

NuTone® is a trademark of Broan-NuTone, LLC, its subsidiaries and affiliates. All other brands may be trademarks of their respective owners.

DITEK CIRCUIT SURGE PROTECTORS



	CM+	HW	XD	HD	MXPLUS
MCOV	150V/300V	150V	150V/300V	150V/300V	320V/640V
Voltage Protection	700V L-G 1200V L-L	700V L-G, L-N 1500V N-G	600V L-G, L-N 1000V L-L, 900V N-G	1000V L-G, 1200 L-L 600V L-N, N-G	1200V L-G 2000V L-L
Surge Rating	50,000A	50,000A	100,000A	50,000A / Phase 25,000A / Mode	75,000A
SCCR	100,000A	100,000A	100,000A	100,000A	100,000A
Nominal Discharge Current Rating	10KA	10KA	20KA	20KA	10KA
Voltage Config.	120/240VAC Split Ø (2W+G)	120 VAC 1Ø (2W+G)	120/240 VAC Split Ø (3W+G)	120/240 VAC Split Ø (3W+G)	208/240 VAC 3Ø Delta (3W+G)
Warranty	-----	-----	5-Year \$10,000 Residential Connect. Equipment	5-Year \$10,000 Residential Connect. Equipment	-----

No.	Description	Wt.	Each
DTK-120/240CM+	120/240 VAC w/ diagnostics	1	49.75
DTK-120/240HW	120/240 VAC, Dedicated Circuit, Split Phase	1	74.25
DTK-120/240XD	120/240 VAC Split Phase, 3W(+G), 50kA, SPD Type	1	109.35
DTK-120/240HD	120/240 VAC Split Phase, 3W(+G), 50kA, SPD Type 1&2	1	183.60
DTK-2403CMXPLUS	Surge Arrester, Three Phase Delta, 240VAC	1	74.25

INTERMATIC BRAND

AC + Phone + Coax

- 120/240VAC Single Phase
- NEMA 3R Enclosure
- Peak Surge Current per Phase: 20,000A
- Peak Surge Current Total System: 60,000A
- Clamping Voltage L-N, L-G, N-G: 400V
- Clamping Voltage Line to Line: 700V
- 5 Year Product Warranty
- \$10,000 Connected Equipment Coverage



Protected Lines

No.	Phone	Coax	Wt.	Each
IG1300-2T-1C3	2	1	5	382.48



INTERMATIC LIGHT COMMERCIAL AND RESIDENTIAL SURGE PROTECTOR

- 120/240 VAC Single or Split Phase
- 6 Modes of Operation
- Tested to 65kAIC per NEC Section 285
- Mounts in Circuit Breaker Panel



No.	Volts	Poles	Surge	Wt.	Each
IG1240RC3	120/240	1-2	20KA	4	180.93
IG3240RC3	120/240V	1-2	20KA	4	259.88

HVAC SURGE PROTECTIVE DEVICE 120/208/240



- 120/240 VAC Single Split Phase SPD for use on a variety of HVAC Equipment
- Green LED Protection Indicator
- Unmatched Surge Protection Ratings
- HVAC Surge Protector that is both Type 1 and Type 2 compatible
- UL Listed to ANSI/UL 1449, 4th Edition
- Type 4X Enclosure

Nominal Discharge Current: 20KA	No.	Wt.	Each
Short Circuit Rating: 100 KA	AG3000	1	70.74

SECONDARY SURGE ARRESTER



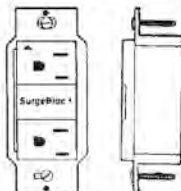
- For outdoor installations on service entrance & utility meter cabinets
- Approved for outdoor applications such as irrigation equipment, pumps, lighting fixtures, traffic signaling devices, farm equipment, HVAC controls and motors
- Molded polycarbonate housing with 1/2" x 20 threaded nipple is weatherproof and UV resistant
- Color coded 18" leads

No.	Volts	Poles	Surge	Wt	Each
AG2401C3	120/240	2	72KA	1	99.32
AG2083C3	208V	3	20KA	4	148.97

SURGE PROTECTOR RECEPTACLE WITH REPLACEMENT SURGE BLOCK

- Audible Warning Tone
- Branch Circuit Surge Protection
- Specification Grade Construction
- One Piece Face-Mounting Assembly

- Replacement Module
- Noise Filter
- Isolated Ground



No.	Description	Joules	Surge	Watts	Color	Wt/10	Each	Per10
IG1208V	Surge Protector	170	12KA	400	Ivory	3	48.24	45.25
1209V	Module/IG1208V	170	12KA	400	Ivory	1	23.74	-----

SURGE PROTECTOR RECEPTACLES



- Protect sensitive electronic equipment.
- 125V
- 70 Joules
- 500V Peak Clamping
- 6,500A Max Surge
- Dual L.E.D Indicators
- Self-grounding clip yoke

No.	Brand	Color	Amps	Wt	Each	Per10
5380-I	Leviton	Ivory	20	1	47.18	44.25
5380-W	Leviton	White	20	1	47.18	44.25

CORD-ENDED PLUGMOLD® WIRED SECTIONS



No.	Strip Length	Outlets	Color	Cord Spacing	Cord Length	Wt.	Each
WM V20-C2	3'	6 Single	Ivory	6"	6'	3	110.00
WM BK20GB306	3'	6 Single	Black	6"	5'	2	50.08

Panel Mount Surge Protection

120/240V Single Phase Panel Mount Surge Protective Device, 4-Mode Protection, 50kA Max Surge Current Rating, NEMA 1 Enclosure

Voltage Configuration: 120/240V Single Phase
Surge Technology: 40mm MOV Design
Frequency: 50/60Hz
Recommended Circuit Breaker Rating: 20A, 120/240V
EMI/RFI Noise Rejection: (-6 to -28dB @ 100kHz to 100MHz)



No.	Description	Wt.	Each
51120-1	Panel Mount	1	306.73

HEAVY DUTY METAL POWER BAR SURGE STRIP



- Lighted On/Off Circuit Breaker Switch
- 15A 120V, 1875W 60Hz
- Surge Dissipation: 450 Joules
- Clamping Voltage: 500V L-N, N-G, L-G
- Max Surge Voltage: 6000V
- Max Current Spike: 22500A
- EMI/RFI Filtering
- 3-Line Surge Protection

No.	Color	Length	Outlets	Cord Length	Wt	Each
89100	Brushed Aluminum	4'	12	6'	4	75.60

Surge Protector

- Line Volt: 120VAC, 50/60 Hz
- Initial Clamping: 200V
- UL 1449 Rating: 330V
- EMI/RFI noise filtration
- 8 protected AC Power outlets
- Diagnostic indicator lights
- 8' AC Power cord

*Lifetime Product Warranty**
If this product is ever damaged, Murray will replace it for FREE!



No.	Outlets	Function	Wt	Each
MPOWERMAX8-D	8	Digital Satellite	1	59.75
MPOWERMAX8-T	8	Telephone Line	1	24.95



170 Broad St., P.O. Box 305
Glens Falls, NY 12801-0305


www.dale-electric.com
email: info@dale-electric.com

TOLL FREE 1-800-462-7733
LOCAL 518-793-4927
FAX 518-793-4467

WALL PLATES & ACCESSORIES

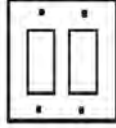
Factory Direct

Leviton Products
Extra Discount above \$1800
Info on Page 125




1-DEVICE

No.	Type	Color	Wt/100	Each	Per10
80401-NW	Std	White	5	0.33	0.31
80401-NI	Std	Ivory	5	0.33	0.31
80401-NT	Std	Lt.Almd	5	0.33	0.31
80401-NGY	Std	Grey	5	0.33	0.31
80401-NE	Std	Black	5	0.33	0.31
80401-LEV	Std	Brown	5	0.44	0.41
80401-N	Std	Brown	5	0.33	0.31
80601-W	Mid	White	6	0.75	0.71
80601-I	Mid	Ivory	6	0.75	0.71
80601-T	Mid	Lt.Almd	6	0.75	0.71
80601-A	Mid	Almd	6	0.45	—
PJ26-W	Mid	White	6	0.42	0.39
PJ26-I	Mid	Ivory	6	0.42	0.39
PJ26-T	Mid	Lt.Almd	6	0.42	0.39
PJ26-GY	Mid	Gray	6	0.42	0.39
PJ26-E	Mid	Black	6	0.42	0.39
PJ26	Mid	Brown	6	0.42	0.39



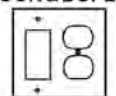
2-DEVICE

No.	Type	Color	Wt/100	Each	Per10
80409-NW	Std	White	8	0.65	—
80409-NI	Std	Ivory	8	0.65	0.61
80409-NT	Std	Lt.Almd	8	0.65	0.61
80409-NGY	Std	Gray	8	0.65	0.61
80409-NE	Std	Black	8	0.65	—
80409-N	Std	Brown	8	0.65	0.61
80609-I	Mid	Ivory	9	1.61	—
80609-A	Mid	Almd	9	0.75	—
PJ262-W-LEV	Mid	White	9	2.28	—
PJ262-I	Mid	Ivory	9	2.28	—
PJ262-T	Mid	Lt.Almd	9	2.28	—
PJ262-GY	Mid	Gray	9	2.28	—
PJ262-E	Mid	Black	9	2.28	—
PJ262-B	Mid	Bronze	9	2.28	—



1-DEVICE 1-TOGGLE

No.	Type	Color	Wt/100	Each
80707-W	Std	White	8	1.00
80707-I	Std	Ivory	8	1.00
80707-T	Std	Lt.Almd	8	1.00
80707-GY	Std	Gray	8	1.00
80707-E	Std	Black	8	1.00
80707	Std	Brown	8	1.00
80605-I	Mid	Ivory	9	1.61
80605-T	Mid	Lt.Almd	9	1.61
PJ126-W	Mid	White	9	2.35
PJ126-I	Mid	Ivory	9	2.35
PJ126-T	Mid	Lt.Almd	9	2.35



2 GANG BLOCK & DUPLEX

No.	Type	Color	Wt/100	Each
80746-W	Std	White	1	2.28
80746-I	Std	Ivory	1	2.28
80746-GY	Std	Gray	1	2.28
80746-E	Std	Black	1	2.28
80746	Std	Brown	1	2.28
80455-I	Std	Ivory	1	1.46
80455-T	Std	Lt.Almd	1	1.46



3-DEVICE

No.	Type	Color	Wt/100	Each
80411-NW	Std	White	1	1.45
80411-NI	Std	Ivory	1	1.45
80411-NT	Std	Lt.Almd	1	1.45
80411-NGY	Std	Gray	1	1.45
80411-E	Std	Black	1	1.42
80411-N	Std	Brown	1	1.45
PJ263-W	Mid	White	1	3.52



4-DEVICE

No.	Type	Color	Wt/100	Each
80412-NW	Std	White	1	2.84
80412-NI	Std	Ivory	1	2.84
80412-NT	Std	Lt.Almd	1	2.84
80412-GY	Std	Gray	1	2.84
80412-E	Std	Black	1	2.84
80412-N	Std	Brown	1	2.84



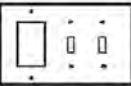
5-DEVICE

No.	Type	Color	Wt/100	Each
80423-W	Std	White	2	9.56
80423-I	Std	Ivory	2	9.56
80423-GY	Std	Gray	2	9.56
80423-E	Std	Black	2	9.56
80423	Std	Brown	2	9.56
80423-NT	Std	Lt.Almd	2	9.79



6-DEVICE

No.	Type	Color	Wt/100	Each
80436-W	Std	White	2	13.01
80436-I	Std	Ivory	2	13.01
80436-T	Std	Lt.Almd	2	13.01
80436-GY	Std	Gray	2	13.01
80436-E	Std	Black	2	13.01
80436	Std	Brown	2	13.01



1-DEVICE 2-TOGGLE

No.	Type	Color	Wt/100	Each
80745-W	Std	White	1	3.02
80745-I	Std	Ivory	1	3.02
80421-T	Std	Lt.Almd	1	2.84
80421	Std	Brown	1	2.84
PJ226V	Mid	Ivory	19	1.73
PJ226W	Mid	White	19	1.73



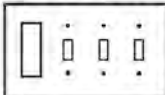
2 GANG BLANK & BLOCK

No.	Type	Color	Wt/100	Each
80708-W	Std	White	1	2.15
80708-I	Std	Ivory	1	2.15
80708-T	Std	Lt.Almd	1	2.15
80708-GY	Std	Gray	1	2.15
80708-E	Std	Black	1	2.15
80708	Std	Brown	1	2.15
80608-W	Mid	White	1	2.83
80608-I	Mid	Ivory	1	2.83
80608-T	Mid	Lt.Almd	1	2.83
80608	Mid	Brown	1	2.83



3-GANG 1-TOGGLE 2-DUPLEX

No.	Type	Color	Wt/100	Each
80747-I	Std	Ivory	1	4.06
80747-W	Std	White	1	4.06



4-GANG 3-TOGGLE 1-BLOCK

No.	Type	Color	Wt/100	Each
80732-W	Std	White	2	6.74
80732-I	Std	Ivory	2	6.74
P326-T	Std	Lt.Almd	2	4.77

LEGEND TO WALL PLATE PART NUMBERS

Standard: Standard Size Nylon
Midway: 3/8" larger than Standard
Oversize: 3/4" Larger than standard

1-DUPLEX 3-TOGGLE



No.	Type	Color	Wt/100	Each
80743-I	Std	Ivory	1	6.70
80743-W	Std	White	1	6.70
PJ28GY	Std	Gray	1	1.65

SCREWLESS WALL PLATES



No.	Gang	Color	Wt/100	Each
80301-SW	1-Gang	White	7	5.31
80301-SI	1-Gang	Ivory	7	5.31
80301-ST	1-Gang	Lt.Almd	7	5.31
80301-SE	1-Gang	Black	7	5.31
80301-S0	1-Gang	Brown	7	5.31
80309-SW	2-Gang	White	7	10.60
80309-SI	2-Gang	Ivory	7	10.60
80309-ST	2-Gang	Lt.Almd	7	10.60
80309-SG	2-Gang	Gray	7	10.60
80309-SE	2-Gang	Black	7	10.60

Look for this symbol to get a great deal while supplies last



30A, 50A RECTACLE



Fits Standard 4-Wire Range & Dimmer Receptacles

4 Wire
2.15" Diameter

No.	Color	Wt/100	Each
80726-W	White	1	3.57
80726-I	Ivory	1	3.57

LEVITON SECTIONAL WALL PLATES for MULTI-GANG INSTALLATIONS

Center Panel	End Panel	Color	Description	Wt/100	Each
PSC8-W	PSE8-W	White	Duplex	1	3.19
PSC8-I	PSE8-I	Ivory	Duplex	1	3.19
PSC1-W	PSE1-W	White	Toggle	1	3.19
PSC1-I	PSE1-I	Ivory	Toggle	1	3.19
PSC7-W	PSE7-W	White	Single Receptacle	1	3.19
PSC7-I	PSE7-I	Ivory	Single Receptacle	1	3.19
PSC14-W	PSE14-W	White	Blank, Strap Mount	1	3.34
PSC14-I	PSE14-I	Ivory	Blank, Strap Mount	1	3.34
PSC26-W	PSE26-W	White	Decora	1	3.34
PSC26-I	PSE26-I	Ivory	Decora	1	4.16



TOLL FREE 1-800-462-7733
LOCAL 518-793-4927
FAX 518-793-4467




170 Broad St., P.O. Box 305
Glens Falls, NY 12801-0305

www.dale-electric.com
email: info@dale-electric.com

WALL PLATE ACCESSORIES

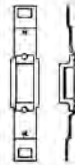
DEVICE LEVELER and RETAINER



No.	Wt/100	Each	Ea/100
OR	4	0.50	0.46

YOKE FILLER for SWITCH PLATES

Fills in the empty space of a switch



No.	Color	Wt/10	Each
80700-I	Ivory	1	4.39
80700-W	White	1	4.39
80700-T	Lt. Almd	1	4.39
80700	Brown	1	4.39
80700-GY	Gray	1	4.39

WALL PLATE SCREWS

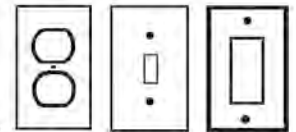
No.	Wt.	Each	Per100
White 6/32x1/2	1	0.26	0.21
Ivory 6/32x1/2	1	0.26	0.21
Brown 6/32x1/2	1	0.26	0.21
Brass 6/32x1/2	1	0.30	—
White 6/32x1	1	0.24	0.20
FOR DECORA PLATES			
White 6/32x1/4	1	0.30	0.25
Ivory 6/32x1/4	1	0.30	0.25
Brown 6/32x1/4	1	0.30	0.25

Blank Block Adapter Plate w/ Ears



No.	Color	Wt/10	Each
80414-2W	White	1	3.49
80414-I	Ivory	1	3.49
80414-T	Lt. Almd	1	3.49
80414-E	Black	1	3.49
80414	Brown	1	3.49
w/ .406" Opening			
80400-I	Ivory	1	4.39

INSULATION GASKETS GANGABLE



No.	Wt/100	Each	Per100
40601	1	0.26	0.24
40671	1	0.26	0.24
40635	1	0.26	0.24

40601 40671 40635

♦standard size

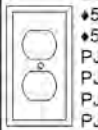
COOPER WIRING DEVICES MIDSIZE POLYCARBONATE WALL PLATES

1-GANG TOGGLE SWITCH



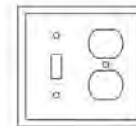
No.	Color	Wt/C	Each	Per100
2134W-BOX	White	4	0.46	0.44
2144W-BOX	White	5	0.64	0.53
♦5134V	Ivory	5	0.54	0.50
PJ1A	Almond	6	0.58	0.54
PJ1B	Brown	6	0.58	0.54
PJ1BK	Black	6	0.58	0.54
PJ1GY-COOP	Gray	6	0.58	0.54
PJ1LA	Lt. Almd	6	0.58	0.54
PJ1V	Ivory	6	0.58	0.54
PJ1W-COOP	White	6	0.58	0.54

1-GANG DUPLEX RECEPTACLE




No.	Color	Wt/C	Each	Per100
2132W-BOX	White	4	0.46	0.43
2142W-BOX	White	8	0.64	0.53
2132V	Ivory	4	0.46	0.44
♦5132V	Ivory	5	0.54	0.49
♦5132W	White	5	0.54	0.49
PJ8A	Almond	6	0.55	0.52
PJ8B	Brown	6	0.55	0.52
PJ8BK	Black	6	0.55	0.52
PJ8GY-COOP	Gray	6	0.55	0.52
PJ8LA	Lt. Almd	6	0.55	0.52
PJ8V	Ivory	6	0.55	0.52
PJ8W-COOP	White	6	0.55	0.52

2-GANG TOGGLE / DUPLEX



No.	Color	Wt/C	Each
2138W-BOX	White	8	0.97
PJ18B	Brown	9	1.04
PJ18BK	Black	9	1.04
PJ18GY	Gray	9	1.04
PJ18LA	Lt. Almd	9	1.04
PJ18V	Ivory	9	1.04
PJ18W	White	9	1.04

2-GANG TOGGLE SWITCH



No.	Color	Wt/C	Each
2139W-BOX	White	8	0.97
2149W-BOX	White	25	1.67
♦5139V-BOX	Ivory	9	1.02
PJ2A	Almond	10	1.10
PJ2B	Brown	10	1.10
PJ2BK	Black	10	1.10
PJ2GY-COOP	Gray	10	1.10
PJ2LA	Lt. Almd	10	1.10
PJ2V	Ivory	10	1.10
PJ2W-COOP	White	10	1.10

1-GANG BLANK



No.	Color	Wt/C	Each
♦5129V-BOX	Ivory	6	0.68
♦5129W-BOX	White	6	0.68
PJ13A-COOP	Almond	7	0.61
PJ13B	Brown	7	0.61
PJ13BK	Black	7	0.61
PJ13GY	Gray	7	0.61
PJ13LA	Lt. Almd	7	0.61
PJ13V	Ivory	7	0.61
PJ13W-COOP	White	7	0.61
PJ23-T	Lt. Almd	7	2.33
PJ23-GY	Gray	7	2.33
PJ23-W	White	7	2.33

1-GANG DEVICE



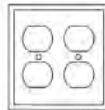
No.	Color	Wt/C	Each
2151W-BOX	White	4	0.44
♦5151V-BOX	Ivory	5	0.54
♦5151W-BOX	White	5	0.54
PJ26A	Almond	6	0.58
PJ26B	Brown	6	0.58
PJ26BK	Black	6	0.58
PJ26GY	Gray	6	0.58
PJ26LA	Lt. Almd	6	0.58
PJ26V	Ivory	6	0.58
PJ26W	White	6	0.58

3/4/5-GANG TOGGLE SWITCH



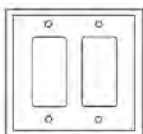
No.	Gang/Color	Wt/C	Each
2141W-BOX	3G-White	12	1.46
PJ3BK	3G-Black	10	1.65
PJ3GY	3G-Gray	10	1.65
PJ3LA	3G-Lt. Almd	10	1.65
PJ3V	3G-Ivory	10	1.65
PJ3W-COOP	3G-White	10	1.65
PJ4V	4G-Ivory	15	2.23
PJ4W	4G-White	15	2.23
PJ5V	5G-Ivory	21	2.89

2-GANG DUPLEX RECEPTACLE



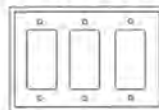
No.	Color	Wt/C	Each
2150W-BOX	White	10	0.97
PJ82BK	Black	10	1.10
PJ82GY	Gray	10	1.10
PJ82LA	Lt. Almd	10	1.10
PJ82V	Ivory	10	1.10
PJ82W	White	10	1.10

2-GANG DEVICE



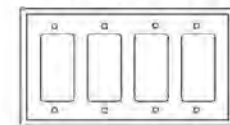
No.	Color	Wt/C	Each
PJ262B	Brown	7	1.10
PJ262BK	Black	7	1.10
PJ262GY-COOP	Gray	7	1.10
PJ262LA	Lt. Almd	7	1.10
PJ262V	Ivory	7	1.10
PJ262W-COOP	White	7	1.10

3-GANG DEVICE



No.	Color	Wt/C	Each
2163W-BOX	White	19	1.26
PJ263GY	Gray	19	1.71
PJ263LA	Lt. Almd	19	1.71
PJ263V	Ivory	19	1.71
PJ263W	White	19	1.71

4-GANG DEVICE



No.	Color	Wt/C	Each
2154W-BOX	White	19	1.89
PJ264V	Ivory	14	2.29
PJ264W	White	14	2.29
PJ264-GY	Gray	14	4.70

CABLE TIES

NYLON CABLE TIES



Made from UL approved Nylon 66 Temperature Range -40° - 185°

No.	Tensile Strength	Length	Width	Wt/1000	Per 100	Per 1000
20012	18 lbs	3"	.094"	1	1.76	1.70
20014	18 lbs	4"	.098"	1	1.79	1.73
20016	18 lbs	4-3/4"	.098"	1	1.81	1.74
20018	18 lbs	5-1/2"	.098"	2	1.85	1.78
20022	18 lbs	8"	.098"	2	2.51	2.42
20034	40 lbs	6"	.140"	2	1.88	1.81
20036	40 lbs	8"	.125"	2	2.41	2.32
20038	40 lbs	10"	.140"	3	3.28	3.16
20040	40 lbs	11-1/2"	.140"	4	4.10	3.96
20054	50 lbs	8"	.179"	4	3.23	3.11
20056	50 lbs	11"	.187"	5	4.72	4.55
20058	50 lbs	14-1/2"	.187"	6	6.22	5.99
20060	50 lbs	17"	.187"	7	24.54	23.67
20072	120 lbs	8"	.296"	6	17.74	17.10
20074	120 lbs	11"	.296"	10	30.74	29.65
20076	120 lbs	15"	.296"	14	33.42	32.22
20086	175 lbs	30"	.351"	28	98.69	95.16

NYLON U.V. BLACK



Carbonate "A" added for greater resistance to ultraviolet light. Made from UL approved Nylon 66 Temperature Range -40° - 185°

No.	Tensile Strength	Length	Width	Wt/1000	Per 100	Per 1000
20212	18 lbs	3"	.094"	1	1.90	1.84
20214	18 lbs	4"	.098"	1	1.93	1.86
20216	18 lbs	4-3/4"	.098"	1	1.95	1.88
20218	18 lbs	5-1/2"	.098"	2	1.99	1.92
20222	18 lbs	8"	.098"	2	2.73	2.63
20234	40 lbs	6"	.140"	2	2.02	1.94
20236	40 lbs	8"	.125"	2	2.60	2.51
20238	40 lbs	10"	.140"	3	3.51	3.39
20240	40 lbs	11-1/2"	.140"	4	4.42	4.27
20252	50 lbs	7"	.156"	3	3.74	3.60
20254	50 lbs	8"	.179"	4	3.58	3.46
20256	50 lbs	11"	.187"	5	5.22	5.04
20258	50 lbs	14-1/2"	.187"	6	6.87	6.63
20260	50 lbs	17"	.187"	7	28.22	27.22
20272	120 lbs	8"	.296"	6	19.40	18.71
20274	120 lbs	11"	.296"	10	33.66	32.45
20276	120 lbs	15"	.296"	14	38.47	37.10
20282	175 lbs	17-3/4"	.312"	16	51.27	49.44
20286	175 lbs	30"	.351"	28	108.08	104.22

ASSORTMENT PACK NYLON CABLE TIES



Contains the following:		Tensile Strength	Length
Quantity	Catalog#		
25	20014	18lbs	4"
50	20034	40lbs	6"
100	20054	50lbs	8"
50	20056	50lbs	11"
25	20058	50lbs	14-1/2"

No.	Ties/Pkt	Wt.	Each
20300	250	2	21.49

SADDLE TYPE TIE MOUNTS

- UL approved Nylon 66, 94V2
- Maximum stability to wire bundles
- Fix mount with screw and secure wire bundles with cable ties



No.	Length	Width	Height	Cable Tie Accepted	Wt/100	Per 100
20351-M	.748"	.370"	.270"	.195 Wide (#50)	1	9.00
20358	.600"	.390"	.273"	.195 Wide (#50)	1	10.30
20360	1.000"	.640"	.457"	.351 Wide (#120)	1	13.94

SELF-ADHESIVE TIE MOUNTS



20352 20356 20354 20357 20392 20393

- Material: UL Approved Nylon 66, 94V-2
- Designed to support light wire bundles when properly applied on any clean, smooth grease-free surface. For heavy support, mounting hole is provided on #20354
- To apply, peel off backing paper and apply to surface

No.	Color	Type	Base Size	Cable Tie Accepted	Wt/1000	Per 100	Per 1000
20352	Natural	Regular	3/4" x 3/4"	.138" Wide	4	18.97	18.29
20354-M	Natural	With #8 Screw	1.1" x 1.1"	.190" Wide	5	27.00	26.03
20356	UV Black	Regular	3/4" x 3/4"	.138" Wide	4	20.66	19.93
20357-M	UV Black	#8 Screw Hole	1.1" x 1.1"	.190" Wide	5	27.00	26.03
20392-M	Natural	Regular	1/2" x 1/2"	.126" Wide	3	9.63	9.29
20394	Natural	#8 Screw Hole	3/4" x 3/4"	.190" Wide	6	21.55	20.78
20393	UV Black	Regular	1/2" x 1/2"	.126" Wide	3	20.30	19.58
20395	UV Black	#8 Screw Hole	3/4" x 3/4"	.190" Wide	6	23.32	22.49

MOUNTING TIES



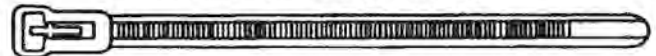
No.	Tensile Strength	Length	Width	Wt/100	Per 100	Per 1000
20312	25 lbs	3-7/8"	.098"	1	5.22	5.04
20314	40 lbs	6"	.144"	3	6.59	6.36
20316	50 lbs	8"	.164"	4	10.37	10.00
20318	50 lbs	14-7/16"	.187"	6	24.18	23.31

ULTRAVIOLET BLACK

20332	25 lbs	3-7/8"	.098"	1	6.26	6.03
20334	40 lbs	6"	.144"	3	7.04	6.79
20336	50 lbs	8"	.164"	4	11.09	10.69

RELEASABLE CABLE TIES

These ties remain securely locked until intentionally released by operating the finger catch. Good for temporary fastening.



No.	Tensile Strength	Length	Width	Wt/1000	Per 100	Per 1000
20412	50 lbs	6"	.183"	3	12.08	11.65
20414	50 lbs	8"	.183"	4	15.01	14.47

PUSH RELEASABLE CABLE TIES



No.	Tensile Strength	Length	Width	Wt/1000	Per 100
20432	90 lbs	6"	.312"	4	3.00

PUSH MOUNT CABLE TIES



No.	Tensile Strength	Length	Width	Wt/1000	Per 100
20442	40 lbs	6-1/8"	.137"	2	13.41

SOLDERLESS TERMINALS

RING TERMINALS

Copper Sleeve - Electro Tin Plated



VINYL INSULATED

Maximum Rating: 167°, 600 Volts

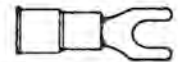
27.75

No.	Color	Wire Size	Stud Size	Wt/100	Per 100
10012	Red	22-16	#6	1	13.03
10014	Red	22-16	#8	1	13.03
10016	Red	22-16	#10	1	13.03
10018	Red	22-16	1/4"	1	18.27
10020-M	Red	22-16	5/16"	1	18.00
10022	Red	22-16	3/8"	1	21.27
10032	Blue	16-14	#6	1	14.55
10034	Blue	16-14	#8	1	14.55
10036	Blue	16-14	#10	1	13.86
10038	Blue	16-14	1/4"	1	18.68
10040	Blue	16-14	5/16"	1	18.68
10042	Blue	16-14	3/8"	1	21.90
10044	Blue	16-14	1/2"	1	36.75
10062	Yellow	12-10	#8	1	18.34
10064	Yellow	12-10	#10	1	20.87
10066	Yellow	12-10	1/4"	1	27.48
10068	Yellow	12-10	5/16"	1	32.02
10070	Yellow	12-10	3/8"	1	32.02
10072	Yellow	12-10	1/2"	1	41.10

FORKED SPADE TERMINALS

Copper Sleeve - Electro Tin Plated

VINYL INSULATED



Made from UL approved Nylon 66 Temperature Range -40° - 185°


No.	Color	Wire Size	Stud Size	Wt/100	Per 100
10110	Red	22-16	#4	1	13.03
10112	Red	22-16	#6	1	13.03
10114	Red	22-16	#8	1	13.03
10116	Red	22-16	#10	1	13.30
10118	Red	22-16	1/4"	1	19.96
10120	Blue	16-14	#4	1	14.20
10132	Blue	16-14	#6	1	13.51
10134	Blue	16-14	#8	1	13.51
10136	Blue	16-14	#10	1	15.29
10138	Blue	16-14	1/4"	1	23.34
10140	Yellow	12-10	#6	1	19.68
10162	Yellow	12-10	#8	1	20.31
10164	Yellow	12-10	#10	1	20.31
10166	Yellow	12-10	1/4"	1	31.05
10168	Yellow	12-10	5/16"	1	32.33

BUTT CONNECTORS

VINYL INSULATED

Copper Sleeve - Electro Tin Plated

Made from UL approved Nylon 66 Temperature Range -40° - 185°



No.	Color	Wire Size	Wt/100	Per 100
10182-M	Red	22-16	1	13.15
10184	Blue	16-14	1	13.99
10186	Yellow	12-10	1	22.09

NYLON TWIN INSULATED FERRULES 2 WIRE



- Ensures Gas Tight Termination in IEC Style Din Rail Mounted Terminal Blocks
- Manufactured from High Strength Electrolytic Seamless Tubular Copper
- Electro-Tin Plated for corrosion resistance
- Dual Wire Entry Design facilitates termination of 2 Conductors to a single point according to DIN Standards

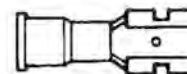
No.	Wire Size	Wt/100	Per 100
12786-M	16	1	9.08

FEMALE DISCONNECTS

VINYL INSULATED

Made from UL approved Nylon 66 Temperature Range -40° - 185°

Copper Sleeve Electro Tin Plated



No.	Color	Wire Size	Tab Size	Wt/100	Per 100
10312	Red	22-16	.187	1	12.24
10314	Red	22-16	.250	1	13.01
10322	Blue	16-14	.187	1	12.43
10324	Blue	16-14	.250	1	12.49
10332-M	Yellow	12-10	.250	1	13.72

MALE DISCONNECTS

Copper Sleeve - Electro Tin Plated

VINYL INSULATED



Made from UL approved Nylon 66 Temperature Range -40° - 185°

No.	Color	Wire Size	Tab Size	Wt/100	Per 100
10212	Red	22-16	.187	1	13.30
10214	Red	22-16	.250	1	12.50
10222	Blue	16-14	.187	1	13.30
10224	Blue	16-14	.250	1	12.50
10232-M	Yellow	12-10	.250	1	14.04



10714

ACCESSORIES



12418

12426

No.	Wire Size	Tab Size	Type	Wt/100	Per 100	10712
12418	22-18	.250	Flag	1	15.01	
12426	16-14	.250	Flag	1	11.58	
10712	—	.250	Double Male/ Single Female	1	19.63	
10714	—	.250	3-Way	1	18.54	



IDEAL

Term-a-Nut® Connectors

No.	Description	Pack Qty	Per Pack
30-3470	Pigtail-White 8" Wire Stripped	25	16.24
30-3471	Pigtail-Black 8" Wire Stripped	25	16.24
30-3480	Pigtail-Green 8" Wire Stripped	25	16.24

FULLY INSULATED DISCONNECTS

Nylon Insulated
Maximum Rating: 221°F, 300V



Male



Female

No.	Type	Color	Wire Size	Tab Size	Wt/100	Per 100
10411	Female	Red	22-18	.250	1	27.75
10412	Female	Blue	16-14	.250	1	28.38
10414	Female	Yellow	12-10	.250	1	33.46
10415	Male	Red	22-18	.250	1	28.28
10416	Male	Blue	16-14	.250	1	30.14
10418	Male	Yellow	12-10	.250	1	38.19

TERMINAL KIT (in Plastic Case)



ASSORTMENT OF

- RING TERMINALS
- SPADE TERMINALS
- BUTT CONNECTORS
- MALE DISCONNECTS
- FEMALE DISCONNECTS

No.	Pieces	Wt.	Per Pack
10816	200	5	36.15



170 Broad St., P.O. Box 305
Glens Falls, NY 12801-0305

www.dale-electric.com
email: info@dale-electric.com

TOLL FREE 1-800-462-7733
LOCAL 518-793-4927
FAX 518-793-4467

23

▲ WARNING: Some products may cause cancer or reproductive harm. See www.P65Warnings.ca.gov for more info ▲

TIME SWITCHES

Factory Direct

Intermatic Products
Extra Discount above \$500
Info on Page 125

MECHANICAL 24 HOUR DIAL TIME CLOCKS



No.	Type	Description	Volts	Amps	Wt	Each
CD101	SPST	Nema 3R Plastic Case	125	40	2	77.56
T101	SPST	Nema 1 Metal Case	125	40	4	82.46
GM40-M	SPST/SPDT	Replacement Mechanism Only	120/208/240/277	40	3	54.95
CD104	DPST	Nema 3R Plastic Case	208/277	40	2	79.72
T102	SPST	NEMA 1 In. Steel Case	208/277	40	2	93.61
T104	DPST	NEMA 1 In. Steel Case	208/277	40	2	98.86
T104P	DPST	NEMA 3R Raintight Plastic	208/277	40	2	131.21
T104R	DPST	NEMA 3R Raintight Steel	208/277	40	2	131.21
T104R3	DPST	Nema 3R Metal Case	208/277	40	5	158.49
156T1978A		Tripper for Intermatic 'T' Timer (1-On, 1-Off)				3.64/Pair

INTERMATIC ELECTRONIC IN-WALL TIMER



- 7 Day
- Silent Operation
- Fits multi-gang switch boxes
- Manual Override Switch
- 15 Minute Memory for Power Outages
- Variable "on/off" times day-to-day
- 12 Amp Rated

No.	Type	Color	Wt.	Each
EJ600	Single-Pole	White	1	60.22

LEVITON DIGITAL WALL 24HR PROGRAMMABLE TIMER

For use as Single Pole, 3-Way



- Up to 49 ON/OFF events per day
- Neutral required
- Auto Daylight Saving Time adjustment
- Astronomic feature auto adjusts to sunrise/sunset
- Controls incandescent, CFL & LED lighting
- Battery backup guards against memory loss
- Includes Color Kits for White, Ivory, Lt. Almond
- 1800W Incandescent, 15A Resistive/Inductive
- 1HP, SP, 3-Way

No.	Description	Wt.	Each
VPT24-1PZ	SP/3-Way White, Ivory, Lt. Almd	1	60.71

INTERMATIC PLUG-IN INDOOR APPLIANCE TIMER



- 1750 Watt 125V
- 3 ON and 3 OFF per day
- 3-prong grounded plug and receptacle

No.	Amps	Wt.	Each
TN311	15	1	17.00

INTERMATIC PLUG-IN HEAVY-DUTY APPLIANCE TIMER



- Plugs into Wall Outlet
- 2 On/Off Settings per day
- More On/Off w/ extra trippers
- Manual On/Off override

No.	Watts	Volts	Wt.	Each
HB112C	3750	24	1	14.43

SPST ROTARY TIME SWITCHES

20AMP-125V
10AMP-250V



No.	Color	Minute Range	Each
FD15MC	Ivory	15	33.29
FD15MWC	White	15	33.29
FF30MC	Brshd Metal	30	24.65
FD30MC	Ivory	30	33.29
FD30MWC	White	30	33.42
NU 59V	Ivory	60	44.59
FD60MC	Ivory	60	33.42
FD60MWC	White	60	33.42

OUTDOOR PLUG-IN TIMER 2 ON/OFF SETTINGS



- 2 specific on and off events every day by the outdoor timer.
- 2 prong polarized and a manual override outlet suitable for fluorescent, incandescent and other outdoor lighting systems.
- 24 hour clock

No.	Amps	Wt.	Each
TN111RM40	30	4	16.57

INDOOR PLUG-IN TIMER

LEVITON



- Digital Display
- 24-hour on/off scheduling
- 3 on/off Event Settings per Day
- Non Grounded Plug & Outlet
- 120 Vac, 10A Resistive, 5A Inductive
- 500W Tungsten, 1/3 HP

No.	Description	Color	Wt.	Each
LT111-10W	Plug-in Timer	White	1	11.60

KIDDE SMART WATER LEAK & FREEZE DETECTOR



- Senses water leaks & freezing temperatures
- Receive mobile notifications
- Mobile alerts can be sent to friends & family
- Connects to smart home devices
- Small enough to fit in the palm of your hand so you can place a unit almost anywhere

No.	Color	Wt.	Each
21031205	White	1	28.24

USI SMOKE, FIRE & CARBON MONOXIDE ALARMS



MCN400B



MI106S



MIC1509S

No.	Description	Wt.	Each
MCN400B	Plug-In CO & Natural Gas Alarm, 9-Volt Batt.	2	47.60
MI106S	Hardwired Smoke & Fire Alarm, 10 Year Sealed Batt.	3	16.91
MIC1509S	Hardwired Smoke, Fire & CO Smart Alarm, 10 Year Sealed Batt.	3	39.95

24

170 Broad St., P.O. Box 305
Glens Falls, NY 12801-0305

www.dale-electric.com
email: info@dale-electric.com

TOLL FREE 1-800-462-7733
LOCAL 518-793-4927
FAX 518-793-4467

DALE
ELECTRIC SUPPLY
CO.

▲ WARNING: Some products may cause cancer or reproductive harm. See www.P65Warnings.ca.gov for more info ▲

SMOKE DETECTORS

Notes:
"Units" refers to interconnects.
(I) = Ionization (P) = Photoelectric



All Firex and KIDDE units are UL Listed to be used together.

KIDDE / FIREX

No.	A.K.A.	Description & No. of Interconnects	Wt	Each	Per12
SM120X	---	Relay Module for Smoke Detectors	1	10.42	---
I12060*	21006376	Direct Wire/Bat Bkup/Hush - 12 Units - (I)	1	14.67	13.84
I12040*	21006378	Direct Wire - 12 Units - BatBkup - (I)	1	12.96	12.23
HD135F*	---	Heat Alarm 120V AC - 18 Units	1	32.10	---
I9010	21008697	DC Battery operated alarm - 10 Yr Batt	1	28.96	27.31
SMAC10YFEX	21033087	Photo Electric 120V AC/DC 10 Year Batt	1	32.56	30.71
SMACFEX	21033081	Direct Wire W/Batt Backup	1	24.23	20.77

*Discontinued Limited Quantity

BRK

No.	Description & No. of Interconnects	Wt	Each	Per12
SMI100-AC	Direct Wire, 9V Backup	1	14.09	12.53
SMI105-AC	Photo 120V AC/DC - 10YR Bat - Locked Drawer	1	24.52	21.79
RM4	Replaces RM3 Relay	1	18.48	---
HD6135FB	Heat Alarm 135" w/Bat Backup 18 units	1	26.38	---

BRK Adapter Plugs



Allows BRK units to easily connect competitive alarms without rewiring

No.	Use With	Wt	Each
ADF-12	Firex	1	17.01
ADK-12	Kidde	1	17.01

COMBINATION SMOKE & CARBON MONOXIDE DETECTORS



2100-6377 SC9120B 900-0102-02 I12010SCO

No.	Description	Wt	Each
SC9120B*	Direct Wire with Battery Backup	1	41.82
SC7010B*	Direct Wire Smoke & CO Alarm	1	56.85
SMICO105-AC	Photo Direct Wire & 10 Year Battery	1	65.48
PRC710B*	10 Year Battery Photo Smoke & CO	1	46.99
SMCO210	10 Year Battery Photo Smoke & CO	1	44.12
SMICO100-AC	Direct Wire W/ Battery Backup	1	57.92
SMCO100V-AC	Direct Wire W/ Battery Backup & Voice	1	70.05

KIDDE / FIREX

No.	A.K.A.	Description	Wt	Each	Per12
P3010K-CO	---	10 Year Battery	1	65.56	---
900-0102-02	KN-COSM-B	AA Battery	1	53.65	---
900-CUAR	---	Direct Wire w/ Batt. Backup	1	60.23	---
CUAC10YFEX-V	---	Photo CO/Smoke 120V AC/DC 10 Year Batt	1	70.01	67.67
CUAFEX-V	---	10 Year Battery Photo Smoke & CO	1	61.50	52.72
CUACFEX	---	Combo Smoke & CO AA Backup Batt	1	56.64	48.55

*Discontinued Limited Quantity

CARBON MONOXIDE DETECTORS



CO400B CO5120BN

No.	Description	Wt	Each
CO400B	Battery Powered	1	21.25
CO5120BN	Hardwire CO Alarm with Battery Backup	1	39.31

KIDDE / FIREX CARBON MONOXIDE



No.	A.K.A.	Description	Wt	Each
21007624	KN-COPE-I	Wire-In 120V AC	2	70.50

Combo Smoke & Strobe



Integrated 120 V AC wire-in smoke alarm with 10-year sealed battery backup and LED strobe light that provides temporal patterns, visual and voice warnings.

No.	Description	Wt	Each
P4010ACLEDS-2	Integrated 120V AC Wire-In Smoke Alarm	1	100.24

Wireless 10 Year Battery Alarms



- 85 Decibel Alarm
- Smart Touch Button
- Red LED Button flashes in conjunction with Alarm
- Green LED Button indicates where alarm initiated
- End of Life Warning informs when time to replace unit
- 10 years after initial power

Wireless Sealed Battery

No.	Description	Wt	Each
21027323	AC/DC Wireless Combo - 10 Year	2	92.73
21027308	Smoke - 10 Year	1	52.15
21027311	Smoke & CO - 10 Year	1	63.73
0919-9999	9 Volt Battery	3	44.77

Hard Wired & Sealed Battery

No.	Description	Wt	Each
21027320	Smoke - 10 Year	1	57.94
RF-SM-ACDC*	Hardwired Wireless Interconnect - 10 Year	1	56.25

*Use this unit to bridge from wired detectors to wireless detectors

WIRELESS SMOKE DETECTORS



- BRK Wireless Interconnect enabled alarm
- Voice alarm w/ programmable location, Programmable w/ up to eleven locations.
- Single button test/silence
- Two silence features - can silence low-battery chirp up to 8 hrs or temporarily silence an unwanted nuisance alarm

No.	Description	Wt	Each
SM500V	Wireless Smoke	3	45.27
SA520B	Wireless/Hardwire Smoke	3	36.72
SMCO500V	Wireless Combo Smoke/CO	3	53.72

STROBE LIGHT

(Activates when any Kidde, Fyrnetics, Lifesaver or Nighthawk interconnected smoke, heat or carbon monoxide alarm is triggered.)

- Bright 177 Candela
- 120VAC Wire Harness
- Green LED Power On indicator
- 10 Year Warranty



KIDDE No.	Description & No. of Interconnects	Wt	Each
1038510	24 Interconnects	1	75.78

APPLETON PIN & SLEEVE PLUGS / RECEPTACLES



Weatherproof or Raintight Receptacles				
No.	Amp	Wire/Pole	Wt.	Each
ADR3034	30	3W,4P	3	278.94
ADR6034	60	3W,4P	3	464.70
ADR6044	60	4W,4P	3	418.75
ADR1044	100	4W,4P	3	527.13

RECEPTACLES



Weatherproof or Raintight Plugs				
No.	Amp	Wire/Pole	Wt.	Each
ACP3034BC	30	3W,4P	3	325.63
ACP3044BC	30	4W,4P	3	294.85
ACP6033BC	60	3W,3P	3	372.36
ACP6034BC	60	3W,4P	3	449.60
ACP6044BC	60	4W,4P	3	388.55
ARC3034BC	30	3W,4P	3	315.38
ARC6033BC	60	3W,4P	3	450.05
ARC6034BC	60	3W,4P	3	555.89
ARC6044BC	60	4W,4P	3	225.39
ACP1034CD	100	3W,4P	3	681.77
ACP1044CD	100	4W,4P	3	635.38

PLUGS

NON-NEMA LOCKING PLUGS



Plug
CS6365C-LEV
Male



- 50A
- 3-Pole
- 4-Wire
- 125/250V
- Grounding



Receptacle
CS6364-COOP
Female

No.	Brand	Type	Wt.	Each
CS6365-Coop	Eaton	Male	1	48.39
CS6365C-LEV	Leviton	Male	1	89.70
CS6364-Coop	Eaton	Female	1	48.62

MICRON OPEN TRANSFORMERS

No.	Volt-Amps	Wt.	Each
†B050JB7JK	50 VA	1	19.60
†B075BTZ13RB	75 VA	1	25.55
†B075JB7JK	75 VA	1	21.85
†B250BTZ13JK	250 VA	1	40.90
†B250MBT713XK	250 VA	1	48.75
†B350MBT713XK	350 VA	1	54.90



REPLACEMENT BATTERIES Sealed Lead Acid



TERMINAL SIZE
F1: .187x.032FASTON



Discounts
on Orders
Over \$350



No.	Size	Wt/10	Each	Per10
AAA-1.5V	AAA	1	0.74	0.65
AA-1.5V	AA	1	0.74	0.65
C-1.5V	C	2	1.64	1.46
D-1.5V	D	3	1.86	1.65
9V	9V	2	3.29	2.92
4082NICAD	AA	1	16.00	---
CR2025	2025	1	1.20	---
CR2032	2032	1	1.26	---



Number	Nominal Voltage	Capacity AH	20h Rate	Length	Width	Height	Height Over			Type	Wt.	Each
							Terminal	Type	Wt.			
PM640F1	6	4.0	2.76	1.77	3.98	4.21	F1	1	11.12			
PM645	6	4.5	2.76	1.77	3.98	4.21	P1	1	12.00			
PM670F1	6	7.0	5.95	1.34	3.70	4.02	F1	3	18.40			
PM6360	6	36.0	6.25	3.44	6.50	6.69	F2	13	73.20			
PM6121F1	6	12.0	5.95	2.00	3.70	3.94	F1	4	30.42			
PM1212	12	1.2	3.82	1.69	2.02	2.32	F1	2	12.22			
PM12120	12	12.0	5.95	3.86	3.70	3.98	F2	10	40.00			
PM1245	12	4.5	3.5	2.76	4.00	4.14	F1	4	22.30			
PM1270	12	7.0	5.95	2.56	3.70	3.90	F1	6	25.44			
PM12260B1	12	26.0	6.56	6.95	4.92	4.92	NB	17	102.40			
PM12330U1	12	35.0	7.72	5.14	6.22	7.00	NB	24	118.32			

DRY TYPE TRANSFORMERS

Specifications:

- Type EP Single Phase, 60 Hertz
- Economical method for 20% or less voltage transformers for general light & power applications
- Suitable for use in 3-Phase auto transformer bank in either direction to supply 3-wire loads
- Resin encapsulated
- UL Listed through 3KVA
- Suitable for indoor/outdoor use 3 through 7.5 KVA

BUCK & BOOST TRANSFORMERS

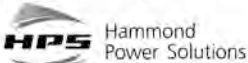
PRIMARY 120 X 240 VOLTS

Freight Extra



Secondary 12/24 Volts	Secondary 16/32 Volts	KVA	Degrees C				Wt.	Each
			Temp. Rise	Height	Width	Depth		
416-1121-000	416-1221-000	.25	95	8.03"	3.31"	3.08"	8	77.76
416-1131-000	416-1231-000	.50	95	10.25"	5.06"	4.59"	14	193.49
416-1141-000	416-1241-000	.75	95	10.25"	5.06"	4.59"	19	115.17
416-1151-000	416-1251-000	1.00	95	10.25"	5.06"	4.59"	19	189.00
416-1161-000	416-1261-000	1.50	95	12.50"	6.7"	5.34"	29	386.58
416-1171-000	416-1271-000	2.00	95	12.50"	6.7"	5.34"	35	279.30
416-1181-000	416-1281-000	3.00	95	14.56"	7.56"	7.15"	64	414.75

THREE PHASE VENTILATED TRANSFORMERS



Applications

- For general loads, indoors or out, including lighting, industrial and commercial applications
- Built in accordance with NEMA, ANSI, UL and CSA standards
- Other sizes and voltages available as custom
- CE Marked units available as custom
- Wall mount brackets avl. for units up to 75 kVA
- Cores of high quality electrical steel
- Meets DOE-2016 Standard for efficiency
- NEMA 3R-rated enclosures standard
- 60 Hz operation
- Aluminum windings
- Primary taps
- 220°C insulation class

We also stock single phase transformers up to 37.5 kVA. Call for pricing. Call a customer service representative for a quote on large jobs. We can quote panelboards, transformers, disconnects, etc.

Degrees C

Number	KVA	Temp. Rise	Height	Width	Depth	Wt.	Each
3F3Y015	15.0	150	22"	19"	21"	185	1,050.00
SG3A0015KB	15.0	150	22"	20"	14"	200	1,633.47
5G3A0030KB	30.0	150	28.75"	25.75"	23.8"	230	1,165.50
SG3A0045KB	45.0	150	25"	25"	20-1/2"	415	2,425.27
423-9234-000	75.0	150	32"	27"	26"	585	2,441.25
423-7234-000	75.0	150	28"	25"	18.5"	565	1,864.80
SG3A0075KB	75.0	150	36"	28"	27"	510	3,486.62
T4T75SK13E	75.0	150	43"	28.5"	23.5"	760	2,388.15
423-9254-000	112.5	150	38"	29"	29"	785	2,468.55
T242T112SE	112.5	150	43"	28.5"	23.5"	760	2,814.26
5G3A0150KB	150.0	150	44.5"	31.5"	29.5"	1035	3,491.25

FREE FREIGHT
ON ALL TRANSFORMERS
30 KVA OR LARGER



170 Broad St., P.O. Box 305
Glens Falls, NY 12801-0305

www.dale-electric.com
email: info@dale-electric.com

TOLL FREE 1-800-462-7733
LOCAL 518-793-4927
FAX 518-793-4467

27

⚠ WARNING: Some products may cause cancer or reproductive harm. See www.P65Warnings.ca.gov for more info ⚠

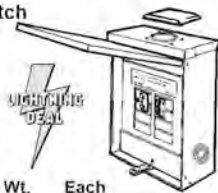
Factory Direct

Reliance
Extra Discount above \$1400
Info on Page 125

RELIANCE CONTROLS

MURRAY STAND-BY POWER PANEL

Generator Transfer Switch
60A 120/240V
2 Breakers Included
4 Space/8 Circuit
Copper Buss
NEMA Type3 Enclosure
(Rainproof)



No.	Wt.	Each
GT6604NRU+	11	41.95

GENERAC 50A CORD ENDS



No.	Description	Wt	Each
GEN 1450P	14-50 Plug, 50A, 120/240V	1	20.16
GEN 1450C	14-50 Conn, 50A, 120/240V	1	23.31
GEN 1450RP	14-50 Plug, 50A, 120/240V	1	21.42
GEN 1450RC	14-50 Conn, 50A, 120/240V	1	22.68

RELIANCE T/Power Accessories
All Rated at 125V / 250V

No.	Amps	Type	Wt	Each
GEN L1430C	30A	Female Cap	1	31.50
GEN L1430F	30A	Flanged Outlet	1	16.38
GEN L1430P	30A	Male Cap	1	15.75
GEN LL550C	50A	Female Cap	1	51.03
GEN LL550P	50A	Male Cap	1	54.18

GENERAC 10-26kW HOME STANDBY GENERATOR SYSTEMS

- Two Line LCD Multilingual Digital Evolution™ Controller with Guardian® Series Residential Standby Generators
- Electronic Governor
- Sound Attenuated Enclosure
- Flexible Fuel Line Connector included
- Natural Gas or LP Gas Operation
- 5 Year Limited Warranty on all Generators

FREE Mobile Link

GENERAC



Generator Skirt Sold Separately (7027)

FREE FREIGHT!

When purchasing 4 or more generators

Generator Sizing Guide

**DO IT RIGHT!
SIZE PROPERLY**

To properly size your generator visit
www.dale-electric.com/generac_sizing.zip



RTSW200A3



RXUW200A3

Generator Sizing Guide

Standby Generators		Warranty	Dimensions LxWxH	Wt.	Each
7171	10/9kW Generator	5-Year	48"x25"x29"	348	3,129.29
7172	10kW Generator+16 Circ 100A ATS	5-Year	48"x25"x29"	340	3,700.64
7223	14kW Generator	5-Year	48"x25"x29"	385	3,947.10
7224	14kW Generator+16 Circ 100A ATS	5-Year	48"x25"x29"	385	4,509.07
7225	14kW Generator+200 SE ATS	5-Year	48"x25"x29"	348	4,793.34
7163	15kW EcoGen Off Grid	5-Year	48"x25"x29"	460	4,715.53
7226-GNRC	18kW Generator	5-Year	48"x25"x29"	420	4,717.91
7228	18kW Generator+200 SE ATS	5-Year	48"x25"x29"	420	5,507.75
7042	22kW Generator	5-Year	48"x25"x29"	466	5,244.31
7043	22kW Generator+200 SE ATS	5-Year	48"x25"x29"	466	6,034.15
7209-GEN	24kW Generator	5-Year	48"x25"x29"	460	5,601.52
72101-GEN	24kW Generator+200 SE ATS	5-Year	48"x25"x29"	455	6,391.36
7290	26kw Generator	5-Year	48"x25"x29"	518	8,043.32
7291	26kW Generator+200 SE ATS	5-Year	48"x25"x29"	518	8,633.16

Automatic Transfer Switches		Description	Wt.	Each
RXG16EZA3	16-Circuit 100 Amp Load Center ATS - NEMA 3 CUL		39	561.97
RXSW100A3	Smart Switch 100 Amp Service Rated 120/240 1Ø NEMA 3R		39	571.35
RXSW150A3	Smart Switch 150 Amp Service Rated 120/240 1Ø NEMA 3R		39	780.31
RXSW200A3	Smart Switch 200A Service Rated SR 120/240 1Ø NEMA 3R		39	789.84
RXUW200A3	Smart Switch + Meter Combo 200A SR 1Ø NEMA 3R		43	1,170.33
10000005117	6.3A 250 VAC Fuse for Transfer Switch		0	4.90
7027	Generator Skirt - Bisque Fascia Base Kit		3	85.45

Power Pad



- Polymer
- 54" x 31" x 3"
- Easy installation and storage
- Exceptional compression strength for stability

No.	Wt	Each	10+
POWER PAD	14	266.00	256.50

GENERAC COLD WEATHER KITS

When the temperature falls below an acceptable level, the thermostat activates the crankcase oil heater and battery warmer in order to maintain optimum battery temperature.



7101-GNRC

7102

7103

No.	For Use With	Includes	Wt	Each
7101-GNRC	9-26kW	Air Cooled Batt. Heater Kit	1	138.05
7102	9-26kW	Air Cooled Oil Heater Kit	1	138.05
7103	9-24kW	Air Cooled Breather Heater Kit	1	125.87

MAINTENANCE KITS

KIT INCLUDES:

- Air Filter
- Pre-Cleaner
- Oil Filter
- Spark Plug
- Oil Funnel
- Chamois
- Reminder Sticker
- *Oil Sold Separately



Maintenance is recommended every 200-hours of run time or 2-years.

No.	For Use With	Wt	Each
6808	7kW	1	351.98
6482	8kW-10kW	1	19.60
6483	11kW	2	26.19
6484	12kW-18kW	2	27.35
6485	20kW-26kW	2	27.35



GENERAC PORTABLE GENERATORS



Models and Features

	7128	7677	P0081600	7682
Heavy Duty never flat wheels		X	X	X
Covered outlets for added protection		X	X	X
Hour meter for tracking maintenance intervals	X	X	X	X
Single touch electric start	X			X
Powerial integrates start run and stop	X			
Fold down locking handle for compact storage				X

Standard Features

	No.	Description	Starting	Main Breaker	Wt.	Each
• Generac OHV Engine with splash lubrication	7128	3500 Watt	Manual	30A, 25A, 20A	74	790.89
• Large Capacity steel fuel tank with fuel gauge	7677	GP 3600 Watt	Manual	2 (20A 1P) 1 (30A 1P)	104	493.36
• Low-oil level shutdown safeguards engine	P0081600	PM7500 6000 Watt	Manual	50 / 25 120/240 VAC Amp	170	967.08
• Hardened steel tube cradle for added strength	7682	GP 6500 Watt	Electric	27A	182	947.66

170 Broad St., P.O. Box 305
Glens Falls, NY 12801-0305

www.dale-electric.com
email: info@dale-electric.com

TOLL FREE 1-800-462-7733
LOCAL 518-793-4927
FAX 518-793-4467



RELIANCE Indoor Surface Mount Transfer Switches

Factory Direct

Reliance
Extra Discount above \$1400
Info on Page 125

The indoor, surface mount Reliance features a rugged steel cabinet; resettable circuit breakers; non-defeatable (break before-make) double-throw switches; dual watt meters for; balancing generator loads (6 & 10 circuit models) heavy-duty industrial type power inlet; and a convenience outlet that is "live" under generator power.

Prod No. Each	GEN 206A 292.32	GEN 306A 295.47	GEN 310A 414.54	GEN 310C 404.46	GEN A510C 408.24
Max Watts	5000	7500	7500	7500	12500
Max Single-Pole Circuits	4-15A, 2-20A	4-15A, 2-20A	6-15A, 4-20A	6-15A, 4-20A	200A, 2-30A
Max Double-Pole Circuits	1-20A	1-20A	2-20A	3-15A, 2-20A	4-20A, 1-399
Max Combined Loads @ 125 VAC	40Amp	60Amp	60Amp	60Amp	100Amp
Max Combined Loads @ 250 VAC	20Amp	30Amp	30Amp	30Amp	50Amp
Max Load per Circuit from Generator	15Amp	15Amp	15Amp	15Amp	----
Max Load per Circuit from Load Center	20Amp	20Amp	20Amp	20Amp	30Amp
Power Inlet, NEMA Configuration	L14-20	L14-30	L14-30	Direct Wire	Direct Wire
Minimum Cord Size	12 Gauge	10 Gauge	10 Gauge	10 Gauge	6 Gauge
Conduit, Trade Size Diameter	3/4"	3/4"	1"	1"	1"
Opt. Power Inlet Box Catalog No.	PB20	PB30	PB30	PB30	----
Dimensions H x W x D (inches)	7-1/2x7x4-1/2	7-1/2x7x4-1/2	13-1/2x7x4-1/2	13-3/4x7x4-1/2	11x11.75x4.5
Weight (lbs)	8	8	12	14	17



Optional Power Inlet Boxes / Breakers and Switches

To avoid opening a window or door for the generator cord, an optional Rainlight (NEMA 3R) power inlet box may be permanently installed outdoors. Power inlet is included. All wiring and cords furnished by installer.

No.	Amp Rating	NEMA #	Weight	Each
GEN PB15	15	L14-15	3	88.20
GEN PB20	20	L14-20	3	51.03
GEN PB30	30	L14-30	3	52.92
GEN PB50	50	L14-50	4	73.71
GEN PR30	30	L14-30R	3	127.89
GEN PR50	50	L14-50R	3	148.05
GEN PK50	50	CS6375	3	57.33
GEN PBN20	20	L14-20	3	53.55
GEN PBN30	30	L14-30	3	53.55
GEN PBN50	50	CS6375	4	76.23
GEN CSR301	30	L5-30R	11	194.67
GEN CSR302	30	L14-30R	10	204.12



No.	Description	Each
EGSFHW615A	15A Breaker	13.00
EGS15SMB	15A Mini Breaker	8.86
EGS20RSA	Lg. Rocker Switch	11.92
EGS30RS	30A Rocker Switch	10.01
GEN 6552-CP	15A Breaker	5.67
GEN 6553-CP	20A Switch	9.45
GEN 6554-CP	20A Breaker	6.30
GEN 7222-CP	Wattmeter control	11.97
GEN 7233	Wattmeter 4KW	10.42
GEN 7801-CP	30A Switch	11.97

PANEL/LINK™ Manual Transfer Panels



The Panel/Link TRC offers circuit breaker combinations of 30A-125A utility and generator. Interlinked circuit breakers keep the generator isolated from the utility at all times. May be used as Main or Sub-panel. All panels have 12 - 1" circuit breaker openings and handle up to 20 circuits.



Yes/No indicates whether or not the optional inlet or meter is included.

(Use Siemens Type Q Breakers, or Murray Type MP Breakers)

No.	Max. Utility Input Amps	Max. Gen. Input Amps	Gen. Power Inlet	Watt Meters	Max. Gen. Input kW	Weight	Each
GEN TRC0603A	60	30	Yes	Yes	7.5	25	348.39
GEN TRC0603C	60	30	No	Yes	7.5	25	333.90
GEN TRC0603D	60	30	No	No	7.5	26	289.17
GEN TRC0603DR*	60	30	No	No	7.5	29	366.03
GEN TRC0605C	60	50	No	Yes	12.5	25	335.16
GEN TRC0606D	60	60	No	No	15	26	291.06
GEN TRC1003A	100	30	Yes	Yes	7.5	27	397.53
GEN TRC1003C	100	30	No	Yes	7.5	25	383.67
GEN TRC1003D	100	30	No	No	7.5	26	338.31

Reliance Generator Transfer Switch Kits



Kits Contains Switch, with watt meter, Cord & Inlet.

These units are 60A/120V, 30A/240V

No.	Description	Cord Length	Inlet	Wt	Each
GEN 306C	6 Circuit Kit	25'	L14-30	17	285.39
GEN 306CRK	6 Circuit Kit	10'	L14-30	15	375.48
GEN310C	10 Circuit	---	L14-30	20	404.46
GEN310C	10 Circuit Kit	14'	L14-30	20	---
GEN 310D	10 Circuit	---	---	10	367.29
GEN 310CRK	10 Circuit Kit	10'	L14-30	19	498.33
GEN A310C	10 Circuit	---	---	23	405.09
GEN A310D	10 Circuit Kit	---	---	23	367.92

POWER CORD SETS

Heavy-duty cord sets are designed for use with transfer switches, transfer panels and power inlet boxes.



No.	Length	Amps	NEMA	Wt	Each
GEN PC2010M	10'	20	L14-20	5	39.69
GEN PC2020M	20'	20	L14-20	5	68.04
GEN PC2020	20'	20	L14-20	5	89.46
GEN PC2040M	40'	20	L14-20	5	114.66
GEN PC2040	40'	20	L14-20	5	143.01
GEN PC3010M	10'	30	L14-30	7.5	51.03
GEN PC3020M	20'	30	L14-30	7.5	78.75
GEN PC3040M	40'	30	L14-30	7.5	138.60
6400S-MAD	100'	50	CS6364	54	245.00
6112-GNRC*	20'	30	L14-30R	7	76.71

*Convenience Cord w/ (4) 20 Amp Outlets

MANUAL TRANSFER SWITCH



Circuit breaker combinations of 60A-125A utility and 30A-125A generator. Interlinked circuit breakers keep the generator isolated from the utility at all times, even with the deadfront removed. Features a heavy-duty copper bus. Suitable for service entrance and may be used as a main panel for a single load or to feed a sub-panel. Available in indoor and outdoor enclosures. Indoor rated.

No.	Max Watts	Max Input Amps	Wt	Each
GEN TCA1003D	7500	100	17	259.56

WALL METER BOX & PANEL



GEN MB30 For monitoring your Generator Load when your Transfer Switch or Panel does not have meters.
GEN MB60

No.	Description	Wt	Each
GEN WP7500	7.5KW	1	39.06
GEN MB30	7.5KW	1	85.68
GEN MB60	12.5KW	1	85.68



170 Broad St., P.O. Box 305
Glens Falls, NY 12801-0305

www.dale-electric.com
email: info@dale-electric.com

TOLL FREE 1-800-462-7733
LOCAL 518-793-4927
FAX 518-793-4467

29

▲ WARNING: Some products may cause cancer or reproductive harm. See www.P65Warnings.ca.gov for more info ▲

METER SOCKETS - Ringless 300 Volt

Main Breaker



Ring Type Meter Socket & Panel Combo

No.	Amp	Spaces	Circuits	Wt.	Each
JA112CY	100	12	24	25	190.00
JA11SCWU	100	12	24	25	140.00
JA204CS	200	4	8	20	190.00
JA208CSU	200	8	16	30	195.00
JC902RZ	200	Main Breaker		25	195.00

Factory Reconditioned



No.	Type	Ampacity	Description	Each
CL200-D	Feed-Thru	200A	Digital EZ Read kWh meter only, Nema 3R OH/UG socket only - use with CL200-D	85.87
RS103AX	Feed-Thru	200A	kWh meter, includes closure plate 14.8" x 11" x 4.5"	35.00

- NEMA 3R Rated.
- Bill tenants for their energy use.
- Measure / Monitor energy use on specific circuits or panels.
- Single Phase 120 or 240 volt, single position.

SERVICE ENTRANCE MODULES



No.	Amps	Phase	Wire	Wt	Each
WMC44	400	3	3	93	2,600.00
WMC4BF	400	1	3	89	1,800.00

COMMERCIAL METER MODULES



No.	Total Amps	Phase	Wire	Wt	Each
W2MM1400AB	320	1	400	3	2,500.00
WML23225RJ	225	4	225	3	2,788.79
WML13400RJ	400	4	400	3	3,173.94
WML13400JT2	400	1	400	3	1,650.00
WMM3200UR	200	3	200	1	965.00
WMM54BCUR	-----	5	200	1	750.00

COMMERCIAL PULL BOX MODS

No.	Amps	Phase	Wire	Wt	Each
WMS44U	400	3	3	125	2,350.00

ALL IN ONE METER PACKS

1Ø, 3-Wire, 120/240V, Ringless, NEMA3R Amps/Total
CALL FOR PRICING

No.	Positions	Pos.	Amps	Wt.	Each
WP2211RJB	2	125	200	70	589.05
WP3311RJB	3	125	300	90	951.30
WP4411RJB	4	125	400	103	1,218.42
WP6511RJB	5	125	600	125	1,652.49
WP6611RJB	6	125	600	133	1,746.36
WP4212RJB	2	200	400	83	919.17
WP4312RJB	3	200	400	101	1,207.71
WP4412RJB	4	200	400	115	1,466.01

Stud kits extra (underground)
Individual meter breakers sold separately.

(Order 1/Meter Pack. Bottom entry only.)

WP Meter Packs come with Mechanical Line Lugs

Freight Extra

Unless direct shipped from Siemens

BREAKERS FOR WP STYLE METER PACKS

Use Standard 'Q' Type Breakers up to 125 Amp

200 Amp Meter Position	No.	Amps	Poles	Wt.	Each
Q2100	100	2	2	56.10	
Q2125	125	2	2	122.02	
QS2150	150	2	2	178.30	
QS2200	200	2	2	178.30	

No.	Buss Stud Amps	Wt.	Each
WPSK400	400	3	149.31
WPSK600	600	3	214.20

RESIDENTIAL

*National Grid Approved / **NYSEG Approved / Approved by both ***

Check with your local Utility to see if accepted.



No.	Milbank#	Phase	Pos.	Amps	Service	Jaws	Line	Load	Bypass	Hub	Opening	Wt.	Each	3+
M-118-1PHASE3WI	U7021-RL-TG-KK-RGE	1	1	200	OH	4	350mcm	350mcm	None	RL	11	74.48	70.76	
U9090-O*	U9090-O*	1	1	200	UG	4	3/8" Stud	250mcm	None	None	18	173.25	161.54	
U7487-RL-TG-KK**	---	1	1	100	OH/UG	4	#6-2/0	#6-2/0	Horn	HO	5	67.35	---	
U7040-RL-TG-KK-RGE**	---	1	1	200	OH/UG	4	#6-350	#6-350	Horn	HO	7	92.84	---	
U1252-R-KK-RGE***	---	1	2	200 Per Pos.	OH/UG	4	3/8" Stud	350mcm	Horn	R	27	425.73	---	
U1253-R-KK-RGE***	---	1	3	200 Per Pos.	OH/UG	4	3/8" Stud	350mcm	Horn	R	47	664.07	---	
U1254-R-KK-EX-RGE***	---	1	4	200 Per Pos.	OH/UG	4	3/8" Stud	350mcm	Horn	R	52	888.43	---	

COMMERCIAL

National Grid Approved

Check with your local Utility to see if accepted.



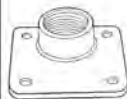
No.	Ref #	Phase	Pos.	Amps	Service	Jaws	Line	Load	Bypass	Hub	Opening	Wt.	Each
U2048-RL	M-089	1	1	200	OH	5	350mcm	350mcm	Lever	RL	20	333.80	
U2047-0	M-090	1	1	200	UG	5	350mcm	350mcm	Lever	None	20	385.19	
U2046-O	M-094	3	1	200	UG	7	350mcm	350mcm	Lever	None	26	372.51	
U2049-RL	M-101	3	1	200	OH	7	350mcm	350mcm	Lever	R	24	371.58	
U2448-X-RGE	M-116	1	1	320	OH/UG	4	3/8" Stud	3/8" Stud	Lever	R*	47	510.11	
U2594-X	M-117	3	1	320	OH/UG	7	3/8" Stud	3/8" Stud	Lever	R*	67	827.17	
U2872-XT-5T9	M-312	1	2	200 Per Pos.	OH/UG	4	3/8" Stud	350mcm	Lever	R*	37	995.64	

*Comes with closure plate installed

HUBS FOR ALL MILBANK METER CANS

Hubs for RL Openings

Hubs for R Openings



No.	Size	Each
A7515	1-1/4"	9.19
A7516	1-1/2"	11.50
A7517	2"	11.50
A7518	2-1/2"	13.88

No.	Size	Each
A8110	3"	45.28
A8111	3-1/2"	51.32
H56858-2	4"	49.70

ALL IN ONE METER SOCKET & 3R PANEL

4 TERMINAL METER MAIN COMBOS

*National Grid and NYSEG approved for underground service if wire is run in conduit for the entire length on the line (feed) side.

Overhead / Underground

No.	Description	Amps	Wt.	Each
A7551	Closure Plate for RL Hub Opening	100	25	364.44
H56933-1	Closure Plate for R Hub Opening	150	25	364.47
H9747-1112	Adapter - R to RL (Formerly S8324)	200	25	364.47
5T8K2	5th Jaw Kit for single position 100/200 Amp 4 Term Sockets	150	57	348.73
CP-21	Socket Blank Off - Ringless only. Metal	200	57	369.87
U5168-XTL-100-KK*	8 Circuit/Main Breaker	100	25	364.44
U5168-XTL-150-KK*	8 Circuit/Main Breaker	150	25	364.47
U5168-XTL-200-KK*	8 Circuit/Main Breaker	200	25	364.47
LP815-HMC	8 Space Outdoor Load Center MB	150	57	348.73
LP820-HMC	8 Space Outdoor Load Center MB	200	57	369.87

GANG BOXES AND COVERS

FLAT GANG BOX COVERS

Galvanized Steel



10082 10092 10123-MUL

No.	Description	Wt/100	Each
10082	2 Gang Blank	55	3.36
10083-MUL	3 Gang Blank	74	5.12
10084	4 Gang Blank	92	7.05
10085-MUL	5 Gang Blank	110	8.92
10086	6 Gang Blank	127	15.24
10092	2 Gang Toggle	55	5.03
10093	3 Gang Toggle	74	7.77
10094	4 Gang Toggle	92	10.35
10095	5 Gang Toggle	110	13.23
10096	6 Gang Toggle	127	15.39
10104	4 Gang 3 Toggle, 1 Duplex	92	11.50
10105	5 Gang 4 Toggle, 1 Duplex	110	14.38
10123-MUL	3 Gang Duplex	74	7.77

STEEL SPECIALTY BOXES THRU-THE-WALLS CONCRETE RING

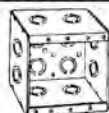


For Concrete Block
3-3/4" Hgt 2" Wth

Deck Box
Back Plates



No.	Description	Dpth	KO's	Cu. In.	Wt/10	Each
273-RAC	Round Box	3-1/2	1/2 & 3/4	43.0	9	11.00
891-RAC	Plate w. 3/8 stud	----	1/2 & 3/4	----	3	1.25

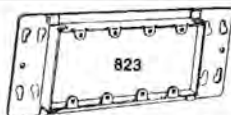


MASONRY BOXES 3-3/4" High


"New Lower Prices"

No.	Gangs	Dpth	Width	KO's	Cu. In.	Wt/10	Each
M1250	1	2-1/2	1-31/32	1/2 & 3/4	16.0	7	8.17
M2250	2	2-1/2	3-25/32	1/2 & 3/4	31.8	10	11.09
M3250	3	2-1/2	5-19/32	1/2 & 3/4	47.8	13	16.19
M1350	1	3-1/2	1-31/32	1/2 & 3/4	22.5	9	8.41
M2350	2	3-1/2	3-25/32	1/2 & 3/4	45.0	12	13.41
M3350	3	3-1/2	5-19/32	1/2 & 3/4	67.3	17	17.69
M4350	4	3-1/2	7-13/32	1/2 & 3/4	89.8	20	90.36

DEVICE COVER FOR GANG BOX RAISE 3/4"



No.	Gangs	Width	Cu. In.	Wt/100	Each
AR821	2	7-1/16	10.0	59	9.87
AR822	3	8-7/8	15.3	67	7.80
AR823	4	10-11/16	20.3	76	9.58
AR824	5	12-1/2	25.5	83	18.93
AR825	6	14-5/16	30.5	115	28.39

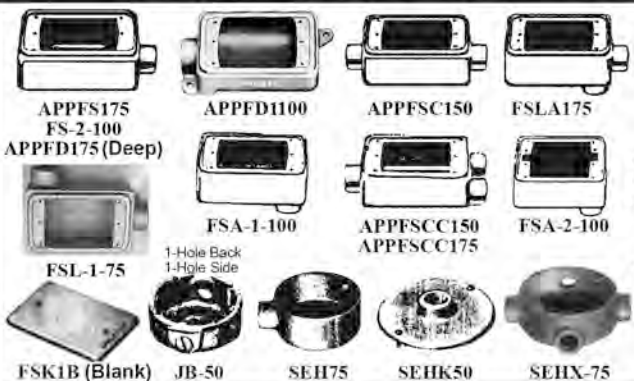


GANG BOXES 4-1/2" High

No.	Gangs	Dpth	Width	KO's	Cu. In.	Wt/100	Each
AR951	2	1-5/8	6-13/16	1/2 & 3/4	47.0	130	8.16
AR952	3	1-5/8	8-5/8	1/2 & 3/4	60.0	158	9.65
AR953	4	1-5/8	10-7/8	1/2 & 3/4	72.8	185	12.61
AR954	5	1-5/8	12-1/4	1/2 & 3/4	85.8	205	17.07
AR955	6	1-5/8	14-1/16	1/2 & 3/4	98.5	255	23.00

FS CAST DEVICE BOXES - MALLEABLE IRON

APPLETON REELITE



No.	Hub Size	Wt.	Each
APPFS175	3/4"	2	24.43
FS-2-100	1"	3	16.00
APPFD175	3/4"	3	29.27
APPFD1100	1"	3	30.99
APPFSC150	1/2"	2	25.49
FSLA175	3/4"	3	14.00
FSL-1-75	3/4"	3	2.50
FSA-1-100	1"	3	3.50
APPFSCC150	1/2"	3	28.09
APPFSCC175	3/4"	3	41.45
FSA-2-100	1"	3	4.00
FSK1B	1"	3	4.30
JB-50	1/2"	2	8.95
SEH75	3/4"	2	25.00
SEHK50	1/2"	1	17.00
SEHX75	3/4"	2	30.00



Maximum Vdc resistance is 1 ohm for each 15.2 meters (50 feet) of 2.38 mm (3/32#8221;) steel aviation control cable and 0.15 ohms per 15.2 meters (50 feet) for 14 gauge, stranded, rubber-covered, copper cable.

No.	Wt	Each
SD11Y	1	395.00

POLYMER CONCRETE ENCLOSURES



910L-1G2GE2
9" Round x 10" Deep

9" Round x 10" Deep
Pedestrian Rated
Open Bottom

No.	Round	Deep	Wt.	Each
910L-1G2GE2	9"	10"	5	37.47



20GLE00

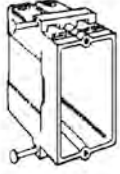
For use in Driveways, Parking Lots and Off Roadway applications

- Tier 15
- Fiberglass reinforced
- Thermoset Resin & Aggregate
- Open Bottom
- 15,000lbs Rated

No.	Width	Length	Height	Wt.	Each
AP121212P22H	12"	12"	12"	47	243.19
AP111812P22H	11"	18"	12"	69	329.18
AP132418P22H	13"	24"	18"	129	516.27
AP173018P22H	17"	30"	18"	187	680.58
AP243624P22H	24"	36"	24"	302	1,149.51

No.	Description	Wt.	Each	Per10
20GLE00	4x9 Electric Legand	1	8.40	5.90
20GLM00	4x9 Communication Legand	1	8.40	5.90
LOGO4X9-LI-10KT	4x9 Lighting Legand - 10	1	18.28	13.70

PLASTIC-PHENOLIC BOXES & ACCESSORIES



SINGLE GANG ANGLED MID-NAILS (PLASTIC)

No.	Cu. In.	Depth	Wt/100	Each	Per100
P-201	20.5	3-1/4	22	1.10	0.99



TWO GANG NAIL ON (PLASTIC)

No.	Cu. In.	Depth	Wt/100	Each	Per50
P-442	36.0	3-1/8	37	2.52	2.29



THREE GANG NAIL ON (PLASTIC)

No.	Cu. In.	Gangs	Depth	Wt/100	Each	Per20
P-643	64.0	3	3-9/16	44	4.39	3.98

ALLIED MOULDED SLIDERBOXES

Adjustable Wall boxes, Allows for quick repositioning of box

LVP-2

No.	Description	Cubic In.	Wt/10	Each
1099-AB	1 Gang	22.5	6	7.31
SB-1	1 Gang	23	3	3.91
SB-2	2 Gang	42	3	6.52
SB-3	3 Gang	61	5	8.38
SB-4	4 Gang	74.8	6	12.11
SB-CB	Round	25	3	7.45
SB-CBFR	Round Fan	25	8	12.56
LVP-2	Divider Plate	---	1	1.38



WING BRACKET BOXES (Plastic)

No.	Cu. In.	Depth	Gangs	Wt Each	Per48
P-122OW	22.5	3-3/4	1	16	4.82 4.37
P-240OW	40	3-3/4	2	23	7.47 6.77
P-352OW	55	3-3/4	3	30	9.46 8.58
PC244OW*	21.5	3	1	7	4.76 4.32

*Round



ROUND OUTLET BOX NAILS (Plastic)

No.	Cu. In.	Depth	Dia.	Wt/100	Each	Per100
PC234-N	23.0	2-5/16	4	20	3.18	2.88



SUPPORT BOX FOR NON-METALLIC SHEATHED CABLE

Fits Between Ceiling Joists 3-1/2" Dia. Box



No.	Description	LBS Rating	Depth	Cu.IN	Wt	Each
PC213-BH	Span 16"-24"	50	2-13/16	21	1	11.13
PC213-16G	Span max 16" w/ Grounding Strap	50	2-13/16	21	1	11.46
PC213-BHG	Span 16"-24" w/ Grounding Strap	50	2-13/16	21	1	12.37

Wood & Steel Stud Bracket Box with Quick/Click

P241H - Non-Metalic Box w/ Molded-In Side Mount Bracket



No.	Gangs	Cu. In.	Depth	Wt/100	Each	Per20
S118S50	1	18	3-3/8	22	0.71	0.67
P-241H	1	24	3-9/16	24	3.46	---
S235S50AC	2	35	3-3/8	26	1.21	1.13



SCREW ON BOXES For OLD or NEW Work

Angled Screws Inside



F101

F101H

No.	Description	Cu In	Wt/10	Each	50+
F101	1-Gang Vertical	22.0	2	3.36	3.08
F102	2-Gang Vertical	42.1	4	5.09	---
F103	3-Gang Vertical	61.2	5	7.12	---
F101H	1-Gang Horizontal	22.0	2	3.73	3.42



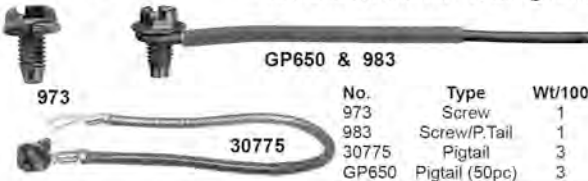
NAIL PLATES

40467

No.	Wt/100	Each	Per200
40467	13	0.18	0.16

GROUNDING SCREWS & CLIPS

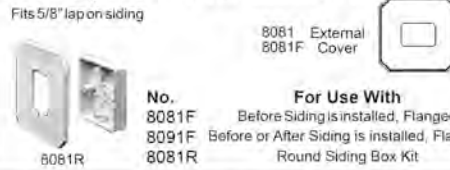
973 - 10-32x3/8 Hex, Slot Washer Head
983 - Uses 973 screw. 12 Gauge wire - 6" long



No.	Type	Wt/100	Per100
973	Screw	1	0.08/ea
983	Screw/P.Tail	1	0.40/ea
30775	Pigtail	3	1.22/ea
GP650	Pigtail (50pc)	3	31.58

PARA-form INSTALLATION BOXES

Fits 5/8" lap on siding



No.	For Use With	Wt	Each
8081F	Before Siding is installed, Flanged	1	14.24
8091F	Before or After Siding is installed, Flanged	1	23.09
8081R	Round Siding Box Kit	1	6.69

ALL IN ONE Box & Cover


Internal Device Mount



GRIP-LOKS BOX SUPPORTS

Supports box so it will not fall out of wall

No.	Length	Foot Length	Wt/100	Per Pair	Per100
977-MUL	5-1/8"	1-5/8"	4	0.32	0.29/ea



FAN and FIXTURE BOX for CATHEDRAL CEILINGS



FB450 45° Angle



FB900 90° Angle



FBX900 50lbs Rated

No.	Wt	Each
FB450	1	36.36
FB900	1	30.90
FBX900	1	123.61

170 Broad St., P.O. Box 305
Glens Falls, NY 12801-0305

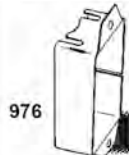
www.dale-electric.com
email: info@dale-electric.com

42

▲ WARNING: Some products may cause cancer or reproductive harm. See www.P65Warnings.ca.gov for more info ▲

DALE
ELECTRIC SUPPLY
CO.

TOLL FREE 1-800-462-7733
LOCAL 518-793-4927
FAX 518-793-4467



BOX EXTENDERS

Levels and supports the wiring device where the box is set back from wall surface.



No.	Extends Box	Description	Wt/100	Each	25+
BES1	5/8"	1-Gang Plastic	6	5.32	-----
976	7/8"	1-Gang Metal	11	8.30	7.74
BE1	1-1/2"	1-Gang Plastic	4	2.11	1.94
BE1X	1-1/2"	1-Gang Plastic Heavy Duty	4	2.11	-----
BE2	1-1/2"	2-Gang Plastic	6	2.95	2.71
BE2X	1-1/2"	2-Gang Plastic Heavy Duty	6	2.95	2.71
BE3	1-1/2"	3-Gang Plastic	8	6.11	-----
BE4-ARL	1-1/2"	4-Gang Plastic	10	8.40	-----
BE1R	1-1/2"	3-1/2" or 4" Round Plastic	7	3.69	3.39

REVERSIBLE CABLE ENTRANCE PLATES



The Scoop: Non-metallic entrance plates for existing cable. Mount either as "IN" or "OUT" positions. Paintable plastic, easy to install.

No.	Description	Wt/10	Each
CE1	1-Gang White	1	2.65
84012-M	Split Style TV Plate w/ Cable Pass	1	4.14

RECESSED INDOOR IN BOX™

Non-metallic, recessed electrical box with trim plate. Allows furniture to be placed closer to wall. Textured paintable finish.

Each includes standard duplex and GFCI face plate, NM cable connector, mounting & installation screws.



No.	Description	Wt	Each
DVFR1W	1-Gang Box	1	15.88
DVFR2W	2-Gang Box	1	24.71

POWER and LOW VOLTAGE BOXES

Non-Metallic, combination power and LOW VOLTAGE/Class 2Wiring only box. For power and phone/cable installations.



No.	Type	Wt	Each
LVD2	For New Construction	1	5.60
LVDR2	For Existing Construction	1	7.16

LOW VOLTAGE MOUNTING BRACKETS for NEW CONSTRUCTION



- Non-Metallic. •Cat5 Listed.
- For Communications, Cable TV, Computer Wiring.
- Works with 1/2" or 5/8" Drywall.



No.	Description	Wt/10	Each
LVMB1	1-Gang	1	1.43
LVMB2	2-Gang	1	2.46

WEATHERPROOF FS OUTLET BOX

- For installing devices on all siding types
- Installs before or after siding is up



No.	Description	Wt	Each
FS8091F	Paintable	1	10.79

METER MOUNTING BASES

One-Piece construction. Paintable. Gangable. UV rated plastic for long outdoor life.



No.	Description	Wt	Each
MM10	10 x 7"	1	11.65
MM18	17.625 x 15.875"	2	30.21
MM23	23 x 17.625"	3	43.15

TWO-GANG RECESSED TV BOX



No.	Description	Wt.	Each
TVBU505	2-Gang Box	1	19.46

LOW VOLTAGE MOUNTING BRACKETS

- Designed to mount wall plates flush
- Adjusts to fit 1/4 Inch to 1 Inch thick wall board, paneling or drywall
- Horizontal or vertical mounting

No.	Description	Wt	Each
LV1	1 Gang	1	1.61
LV2	2 Gang	1	2.43
LVN1	1 Gang - Nail-On	1	0.91
LVS1	1 Gang - Screw-On	1	1.07



LOW VOLTAGE BOXES

No.	Type	Wt/100	Each	Per10
LVBOW-1	Old Work	20	2.79	2.53
LVB-1	New Construction	20	2.08	1.89

LOW VOLTAGE WALL BRACKETS



No.	Description	Wt/10	Each
MP1	Low voltage wall bracket	1	2.95
MP1P	Single-Gang Plastic Mounting Plate	1	2.21
MP2	Low voltage 2 gang bracket	1	3.43

SCONCE BOXES



No.	Description	Wt	Each
FSC405R	Installs w/ a 4" hole saw on 1/2" or 5/8" drywall. 5 cu. in.	1	5.73
FSC3212R	For retrofit construction. 3-1/4" diameter. 6.8 cu. in.	1	4.77
FSC3212S	With Side Bracket, for New Construction, Nail-On	1	3.26

WEATHERPROOF RECESSED ELECTRICAL BOX



- For New Siding applications
- Non-Metallic cover and base

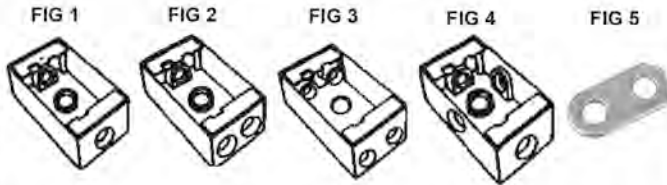
No.	Color	Size (H x W)	Wt	Each
DBVS1W	White	9.058" x 7.012"	2	26.40
DBVM1W	White	9.058" x 7.012"	2	21.35
DBVR1W	White	7.186" x 4.934"	2	27.18
DBHB1W	White	4.934" x 7.186"	2	27.18
DBVS1C	Clear	9.058" x 7.012"	2	26.40

WEATHERPROOF BOXES

1 GANG - 18 CUBIC INCH CAPACITY

Length 4 1/2" X Width 2 3/4" X Depth 2"

Includes 2 Closure Plugs

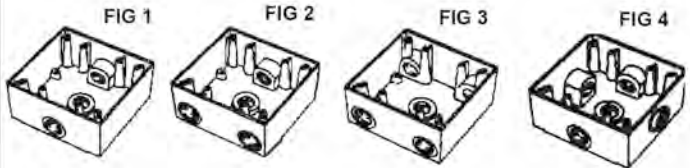


No.	Figure	Lugs	Holes	Dia.	Finish	Wt/10	Each	10+
P1GB3HUB (Plastic)	1	Yes	3	3/4"	Gray	5	5.28	----
B-5V	1	Yes	3	1/2"	Gray	7	2.45	2.28
B-5WV	1	Yes	3	1/2"	White	7	2.61	2.43
B-5AV	1	Yes	3	1/2"	Bronze	7	2.61	2.43
B-75V	1	Yes	3	3/4"	Gray	7	2.93	2.73
B-75WV	1	Yes	3	3/4"	White	7	3.08	2.87
B-75AV	1	Yes	3	3/4"	Bronze	7	3.08	2.87
B5-2V	2	Yes	4	1/2"	Gray	7	3.24	3.02
B5-2WV	2	Yes	4	1/2"	White	7	3.55	3.32
B5-2AV	2	Yes	4	1/2"	Bronze	7	3.55	3.32
B75-2V	2	Yes	4	3/4"	Gray	7	3.71	3.46
B5-22V	3	Yes	5	1/2"	Gray	8	3.79	3.54
B75-22V	3	Yes	5	3/4"	Gray	8	4.03	3.76
B5-22XV	4	Yes	5	1/2"	Gray	8	5.53	5.16
B75-22XV	4	Yes	5	3/4"	Gray	8	5.53	5.16
37910	5	Box Mounting Lugs			Gray (10)	1	0.45	----

2 GANG - 30.5 CUBIC INCH CAPACITY

Length 4 1/2" X Width 4 1/2" X Depth 2"

Includes 2 Closure Plugs



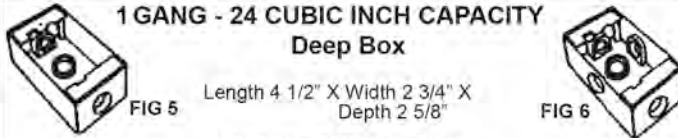
No.	Figure	Holes	Hole Dia	Finish	Wt/10	Each	10+
TGB-5V	1	3	1/2"	Gray	11	6.24	5.82
TGB-5WV	1	3	1/2"	White	11	7.11	6.63
TGB-5AV	1	3	1/2"	Bronze	11	7.11	6.63
TGB-75V	1	3	3/4"	Gray	10	7.03	6.56
36222	1	3	3/4"	White	10	11.73	11.31
TGB-54V	2	4	1/2"	Gray	11	7.74	7.22
TGB75-4V	2	4	3/4"	Gray	10	8.37	7.81
TGB-55V	3	5	1/2"	Gray	11	8.06	7.52
TGB75-5V	3	5	3/4"	Gray	10	8.68	8.11
TGB-56XV	5	6	1/2"	Gray	11	11.45	10.68
TGB75-6XV	5	6	3/4"	Gray	10	11.61	10.83
TGB-57V	6	7	1/2"	Gray	10	8.68	----
TGB-77V	6	7	3/4"	Gray	10	9.16	8.55
TGB-57XV	7	7	1/2"	Gray	11	11.45	10.68
TGB-77XV	7	7	3/4"	Gray	10	12.24	11.42
36350	8	9	1/2"	Gray	11	20.31	19.59
36360	8	9	3/4"	Gray	10	21.45	20.68

1 GANG - 24 CUBIC INCH CAPACITY

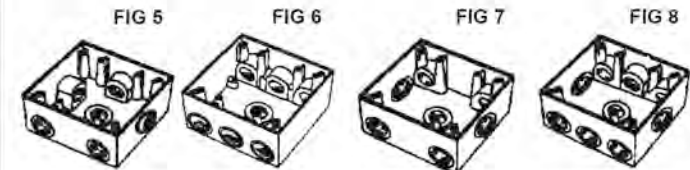
Deep Box

Length 4 1/2" X Width 2 3/4" X Depth 2 5/8"

Includes 2 Closure Plugs



No.	Figure	Lugs	Holes	Dia.	Finish	Wt/10	Each	10+
DB-5V	5	Yes	3	1/2"	Gray	7	7.58	7.07
DB-75V	5	Yes	3	3/4"	Gray	7	8.21	7.66
DB-100V	5	Yes	3	1"	Gray	7	9.39	8.77
DB75-22XV	6	Yes	5	3/4"	Gray	7	13.11	12.23

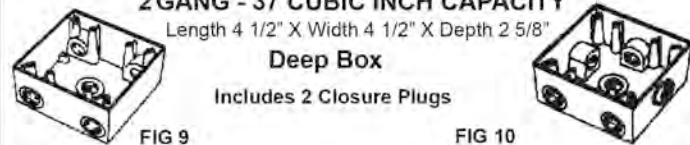


2 GANG - 37 CUBIC INCH CAPACITY

Length 4 1/2" X Width 4 1/2" X Depth 2 5/8"

Deep Box

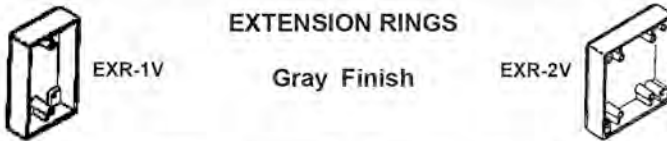
Includes 2 Closure Plugs



No.	Figure	Holes	Hole Dia	Finish	Wt/10	Each	10+
DTB-5V	9	5	1/2"	Gray	11	13.42	12.53
DTB-75V	9	5	3/4"	Gray	10	14.21	13.26
DTB-100V	9	5	1"	Gray	11	16.05	14.98
DTB-57XV	10	7	1/2"	Gray	11	14.25	13.30
DTB75-7XV	10	7	3/4"	Gray	10	16.56	15.46

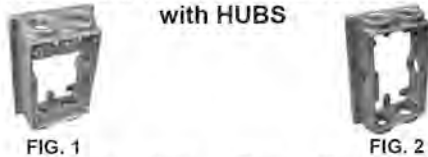
EXTENSION RINGS

Gray Finish



No.	Cu/In	Dimensions	Gangs	Wt/10	Each	10+
EXR-1V	9.3	4-1/4x2-3/4x1	1	6	5.13	4.79
EXR-2V	16.3	4-1/2x4-1/2x1	2	8	5.37	5.01

WEATHERPROOF BOX EXTENSIONS with HUBS



No.	Figure	Holes	Diam	Finish	Wt	Each
36520	1	4	1/2"	Gray	1	10.14
36530	1	4	3/4"	Gray	1	11.58
36540	2	6	1/2"	Gray	1	11.73
36550	2	6	3/4"	Gray	1	12.45

4" ROUND WEATHERPROOF BOXES

15.3 Cubic Inch Capacity - 1 1/2" Deep

Includes 4 Closure Plugs



No.	Holes	Hole Dia	Finish	Wt/10	Each	10+
RB-5V	5	1/2"	Gray	8	4.58	4.27
RB-5WV	5	1/2"	White	8	4.97	4.64
RB-5AV	5	1/2"	Bronze	8	4.97	4.64
RB-7V	5	3/4"	Gray	8	5.45	5.08

REPLACEMENT GASKETS

37930

37934

No.	Description	Each	10+
37930	1 Gang Single Receptacle	0.48	0.46
37934	2 Gang Gaskets	0.97	0.93

4" ROUND WEATHERPROOF BOX EXTENSION

15.3 Cubic Inch Capacity - 1 1/2" Deep

Includes 3 Closure Plugs



No.	Holes	Hole Dia	Finish	Wt/10	Each	10+
EX5-V	4	1/2"	Gray	7	3.87	3.61
EX-7V	4	3/4"	Gray	7	7.50	7.00

WEATHERPROOF COVERS

HORIZONTAL ONE GANG COVERS



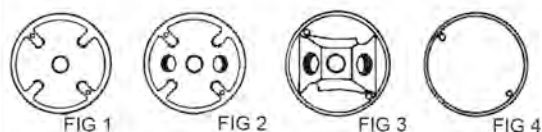
No.	Figure	Description	Finish	Wt/10	Each	10+
FC-81V	1	Duplex Receptacle	Gray	4	2.45	2.28
FC-81WV	1	Duplex Receptacle	White	4	2.45	2.28
FC-81AV	1	Duplex Receptacle	Bronze	4	2.45	2.28
MX1250S	2	12 in 1 Cover	Gray	4	6.68	6.03
MX1250Z	2	12 in 1 Cover	Bronze	4	5.58	5.04
MX1250W	2	12 in 1 Cover	White	4	5.58	5.04
1GCH	2	10 in 1 Cover	Gray	4	3.34	---
1GCHBZ	2	10 in 1 Cover	Bronze	4	3.34	---

VERTICAL ONE GANG COVERS



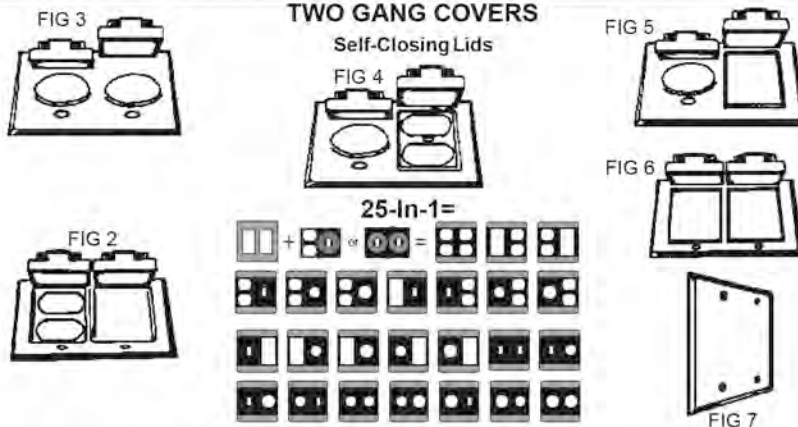
No.	Fig	Description	Finish	Wt/10	Each	10+
FC-71AV	1	Single Receptacle	Bronze	4	3.32	3.09
MX1050S	2	12 in 1 Cover	Gray	4	7.02	6.34
MX1050W	2	12 in 1 Cover	White	4	7.02	6.34
MX1050Z	2	12 in 1 Cover	Bronze	4	7.02	6.34
1GCVBZ	2	10 in 1 Cover	Bronze	4	3.34	---
MX1550S	3	14 in 1 Cover	Gray	4	8.57	7.99
BC-1V	4	Blank	Gray	4	0.87	0.81
BC-1WV	4	Blank	White	4	0.86	0.81
BC-1AV	4	Blank	Bronze	4	0.86	0.80

4" ROUND WEATHERPROOF COVERS



No.	Fig	Holes	Plugs	Hole Dia.	Finish	Wt/10	Each	10+
CR-1V	1	1	---	1/2"	Gray	3	1.97	1.84
CR-1WV	1	1	---	1/2"	White	3	2.13	1.99
CR-1AV	1	1	---	1/2"	Bronze	3	2.13	1.99
LHCR3H	2	3	1	1/2"	Gray	3	1.73	1.61
LHCR3WH	2	3	1	1/2"	White	3	1.73	1.61
LHCR3HBZ	2	3	1	1/2"	Bronze	3	1.73	1.61
CR-3V	3	3	1	1/2"	Gray	3	2.21	2.06
CR-3WV	3	3	1	1/2"	White	3	2.21	2.06
CR-3AV	3	3	1	1/2"	Bronze	3	2.21	2.06
RBCV	4	---	---	---	Gray	3	1.43	1.33

TWO GANG COVERS



No.	Figure	Description	Finish	Wt/10	Each	10+
MX2050S	1-6	25-in-1 Cover 2 Gang	Gray	5	20.43	18.45
MX2050WH	1-6	25-in-1 Cover 2 Gang	White	5	19.51	18.19
MX2050Z	1-6	25-in-1 Cover 2 Gang	Bronze	5	19.51	18.19
FGV-2DCV	6	25-in-1 Cover 2 Gang	Gray	6	8.92	8.33
FC-261AV	1	2 Duplex Receptacles	Bronze	5	8.84	8.25
FGV-261V	2	1 GFCI & 1 Duplex Receptacles	Gray	5	9.63	8.99
FGV-261WV	2	1 GFCI & 1 Duplex Receptacles	White	5	9.79	9.14
FGV-261AV	2	1 GFCI & 1 Duplex Receptacles	Bronze	5	9.79	9.14
FC-281V	3	2 Single Receptacles	Gray	5	8.21	7.66
FC-291V	4	1 Single & 1 Duplex Receptacles	Gray	5	8.84	8.25
FGV-291V	5	1 GFCI & 1 Single Receptacle	Gray	5	9.95	9.28
BC-2V	7	Blank Cover	Gray	4	1.50	1.40
BC-2WV	7	Blank Cover	White	4	1.58	1.47
BC-2AV	7	Blank Cover	Bronze	4	1.58	1.47
2GCTL		2-1/8" Diam for 40-50Amp Rec.	Gray	4	8.76	8.45

LAMPHOLDER COVERS



No.	Figure	Description	Plugs	Finish	Wt/10	Each	10+
RC-1V	1	1-1/2 Hole	---	Gray	3	2.21	2.06
RC-1WV	1	1-1/2 Hole	---	White	3	2.21	2.06
RC-1AV	1	1-1/2 Hole	---	Bronze	3	2.21	2.06
RC-3V	2	3-1/2 Hole	1	Gray	3	2.37	2.21
RC-3WV	2	3-1/2 Hole	1	White	3	2.37	2.21
RC-3AV	2	3-1/2 Hole	1	Bronze	3	2.37	2.21

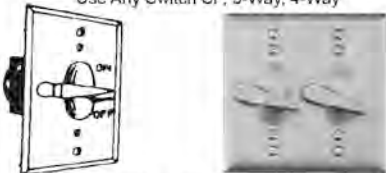
WEATHERPROOF DECORA SWITCHES

Weatherproof Switch
No Bubble Cover Required

No.	Description	Amps	Volts	Each	10+
W5601-2W	1P Switch	15	120/277	15.70	14.73
W5603-2W	3-Way Switch	15	120/277	16.92	15.87

LEVER SWITCH COVER

Use Any Switch SP, 3-Way, 4-Way



No.	Description	Gang	Wt/10	Each
TS-1V	Single Gang Gray	1	3	3.39
TS-1AV	Single Gang Bronze	1	4	3.55
TS-2V	Two Gang Gray	2	6	5.61

Switch cover can be used with most toggle switches, but strap tabs must be cut off and spacers used as shown.

WEATHERPROOF DEVICE COVERS

38922

- Quick Fit Install in Seconds
- Maximum Impact Resistance
- Maximum Versatility, Easily Configured
- Sturdy Aluminum Die Cast Construction
- Heavy Duty Hidden Hinges
- Lockable Latching Tab secures cover to Prevent Accidental Disconnects
- Pre-Installed Gasket
- Easy-To-Assemble Building Block Style Snap-IN device adapter require no tools to install
- UL Listed
- Gray

38923
TS-161V

No.	Description	Gang	Height	Width	Depth	Each
TS-161V	5 in One + Switch	2	4.6"	4.5"	3.50"	14.76
38923	5 in One + Switch	2	4.6"	4.5"	3.50"	23.13
38922	125 in One	3	4.6"	6.3"	2.75"	24.50

1 GANG = 1 OF EACH
2 GANG = 2 OF EACH
3 GANG = 3 OF EACH

- Duplex
- GFCI
- Switch
- 1 3/8" Round
- 1 5/8" Round

WIREWAY - GREY PAINTED FINISH

Factory Direct**Milbank Products**
Extra Discount above \$1900
Info on Page 125

4x4"				6x6"				8x8"			
No.		Wt	Each	No.		Wt	Each	No.		Wt	Each
1 Ft.	4412-GSC1-NK	3	20.13	6612-GSC1-NK	5	38.72		8812-GSC1-NK	7	62.97	
2 Ft.	4424-GSC1-NK	7	37.80	6624-GSC1-NK	10	53.20		8824-GSC1-NK	16	95.90	
3 Ft.	4436-GSC1-NK	10	45.76	6636-GSC1-NK	15	67.85		8836-GSC1-NK	25	144.42	
4 Ft.	4448-GSC1-NK	14	59.80	6648-GSC1-NK	20	91.94		8848-GSC1-NK	33	172.00	
5 Ft.	4460-GSC1-NK	17	66.48	6660-GSC1-NK	25	101.88		8860-GSC1-NK	41	199.77	

10x10"				12x12"			
No.		Wt	Each	No.		Wt	Each
1 Ft.	101012-GSC1-NK	10	95.90	121212-GSC1-NK	13	122.45	
2 Ft.	101024-GSC1-NK	20	153.87	121224-GSC1-NK	26	177.81	
3 Ft.	101036-GSC1-NK	30	209.84	121236-GSC1-NK	39	176.23	
4 Ft.	101048-GSC1-NK	40	253.16	121248-GSC1-NK	51	305.01	
5 Ft.	101060-GSC1-NK	50	299.18	121260-GSC1-NK	63	344.19	



GREY FINISH SCREW COVER

ENDS			COUPLINGS			FLANGES			ELL'S			TEE'S		
No.	Wt	Each	No.	Wt	Each	No.	Wt	Each	No.	Wt	Each	No.	Wt	Each
44GE-NK	.5	6.41	44GC	.3	5.64	66GF	2	25.32	44L90S	5	48.50	66GT	8	78.71
66GE-NK	1	8.99	66GC	.5	8.99	88GF	2	36.92	66L90S	7	63.73			
88GE-NK	2	12.05	88GC	1	12.05	1010GF	3	48.01	88L90S	12	89.49			
1010GE-NK	3	18.14	1010GC	2	18.14	1212GF	3	75.92	1010L90S	18	124.57			
1212GE-NK	3	25.32	1212GC	2	25.32				1212L90S	24	162.39			

PULL BOXES & COVERS

SCREW COVER PULLBOXES

Nema 1 Gray Finish with knockouts

No. & Size	Wt	Each
664-SC1	4	18.76
666-SC1	5	22.40
684-SC1	4	24.91
686-SC1	4	27.59
884-SC1	5	28.29
886-SC1	6	31.26
10104-SC1	8	34.32
10106-SC1	9	41.79
12124-SC1	10	45.43
12126-SC1	11	53.51
12128-SC1	12	80.81
12184-SC1	13	68.63
12186-SC1	15	76.85
18186-SC1	17	95.29
18186-SC1-NK*	17	95.29
24246-SC1	17	216.08
24248-SC1-NK*	24	236.52
24248-SC1	24	236.52
363610-SC1-NK*	24	552.19

*No KO's

HINGED COVER CUTOUT BOXES

Nema 1 Gray Finish with knockouts

No. & Size	Wt	Each
664-HC1	4	23.93
884-HC1	5	31.26
10106-HC1	8	44.98
12126-HC1	11	67.61

JIC CONTINUOUS HINGE NEMA 12/13 BOXES

Enclosure Less Panel Gray Finish

No. & Size	Wt	Each
HC443JIC12	3	63.29
HC863JIC12	5	88.97
HC1084JIC12	7	118.83
HC12105JIC12	12	152.31
HC12108JIC12	15	209.31

NEMA 4-12 WATER, OIL & DUST TIGHT HINGED & GASKETED DOOR

NO KO'S

Same as EXM Series 5412ES

No.	Size	Each
55-20208LP	20x20x8	180.00
55-24246LP	24x24x6	225.00
55-30246LP	30x24x6	245.00
55-362406	36x24x6	285.00
55-42308LP	42x30x8	340.00
55-423010LP	42x30x10	370.00
55-483010LP	48x30x10	415.00
55-48368LP	48x36x8	450.00
55-483610LP	48x36x10	580.00
55-603610LP	60x36x10	688.75
55-60368LP	60x36x8	453.00

RAINTITE SCREW COVER PULL BOXES

Nema 3R Grey Finish

No. & Size	Wt	Each
664-SC3R	4	28.83
664-SC3R-NK-NP	4	28.83
884-SC3R	7	37.53
12126-SC3R	10	78.71
12246-SC3R-NK	15	164.53
303610-SC3R	50	380.00
363610-CT3R	50	797.50

JIC BACK PANEL MOUNTING PLATE

White Enamel Finish

No.	Wt	Each
A-64SBP	1	5.10
A-66SBP	1	5.84
A-86SBP	1	8.00
A-88SBP	1	8.25
A-108SBP	2	10.02
A-1010SBP	3	10.50
A-1210SBP	3	11.79
A-1212SBP	3	13.83
A-1614SBP	4	35.00
A-36P36	15	186.21

STAINLESS STEEL ENCLOSURES

CONTINUOUS HINGE 304 STAINLESS

No.	Size	Stainless	Wt	Each
AB-16206NFX	16x20x6	Stainless	22	425.00
N4-202408	20x24x8	Stainless	32	675.00
AB-202010NFX	20x20x10	Stainless	31	600.00
AB-24206NFX	24x20x6	Stainless	27	550.00
AB-242410NFX	24x24x10	Stainless	35	665.00

RAINTIGHT RACEWAY

Nema 3R Grey Finish


No.	Size	Wt	Each
4424-GSC3R-NK	4x4-2Ft	10	77.62
4448-GSC3R-NK	4x4-4Ft	12	123.51
6624-GSC3R-NK	6x6-2Ft	10	105.50
6636-GSC3R-NK	6x6-3Ft	19	139.53
6648-GSC3R-NK	6x6-4Ft	25	175.83
8824-GSC3R-NK	8x8-2Ft	21	149.15
8836-GSC3R-NK	8x8-3Ft	31	194.74
8848-GSC3R-NK	8x8-4Ft	40	243.40

170 Broad St., P.O. Box 305
Glens Falls, NY 12801-0305www.dale-electric.com
email: info@dale-electric.comTOLL FREE 1-800-462-7733
LOCAL 518-793-4927
FAX 518-793-4467

NON-METALLIC (PLASTIC) WIREMOLD

Factory Direct

Wiremold Products
Extra Discount above \$1650
Info on Page 125

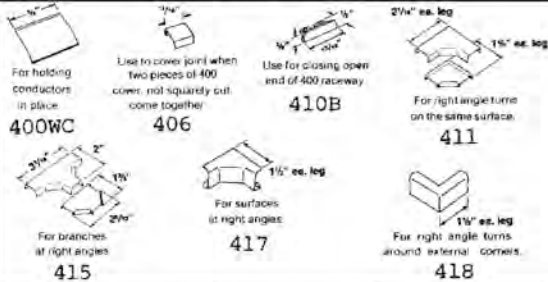


SURFACE NON-METALLIC RACEWAY

Base with Adhesive and Cover

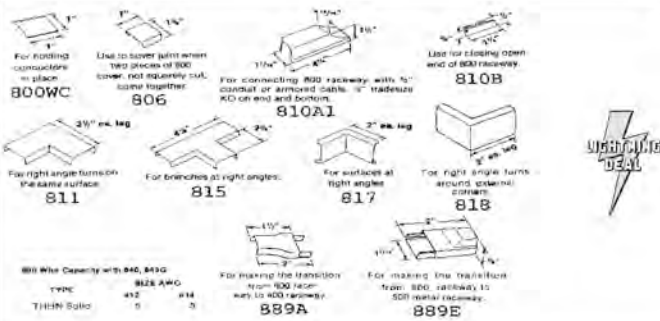
Base and cover manufactured of rigid natural PVC compounds.
Base: smooth texture, natural color, with wide adhesive tape along its entire length. Cover: matte texture, ivory in color.
Packed (20) 5 ft lengths per carton.

No.	Dimensions L x W x H	Wt/5'	Per Ft	100+ Ft
wm400BAC	60.13" x 0.88" x 0.39"	1	2.39	2.23
wm800BAC	60.13" x 1.25" x 0.38"	1	2.76	2.57
wm2300BAC	60.00" x 2.25" x 0.63"	1	3.84	3.58



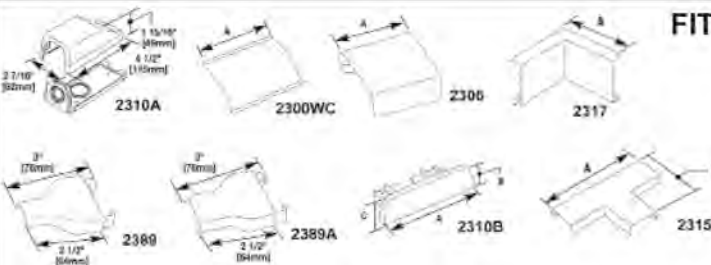
FITTINGS FOR 400 NON-METALLIC RACEWAY

No.	Description	Wt/100	Each	Per10
wm400WC	Wire Clip	1	0.39	0.36
wm406	Clip Cover	1	0.62	0.58
wm410B	Blank End Fitting	1	0.87	0.81
wm411	90° Flat Elbow	3	2.36	2.20
wm415	Tee	5	3.10	2.89
wm417	Internal Elbow	3	2.19	2.04
wm418	External Elbow	3	2.19	2.04




FITTINGS FOR 800 NON-METALLIC RACEWAY

No.	Description	Wt/100	Each	Per10
wm800WC	Wire Clip	1	0.45	0.42
wm806	Clip Cover	1	0.57	0.53
wm810A2	Entrance End Fitting	14	6.13	5.71
wm810B	Blank End Fitting	1	1.00	0.93
wm811	90° Flat Elbow	4	2.47	2.30
wm815	Tee	6	3.20	2.98
wm817	Internal Elbow	4	2.29	2.13
wm818	External Elbow	4	2.29	2.13
wm889A	End Reduc Conn 800-400	2	3.61	3.36
wm889E	End Reduc Conn 800-500	5	1.00	---



FITTINGS FOR 2300 NON-METALLIC RACEWAY


No.	Description	Wt/100	Each	Per10
wm2300WC	Wire Clip	1	0.70	0.65
wm2306	Clip Cover	1	0.97	0.90
wm2310A	Entrance End Fitting	14	7.32	6.82
wm2310B	Blank End Fitting	1	1.51	1.40
wm2311	90° Flat Elbow	4	2.65	2.47
wm2315	Tee	6	3.23	3.01
wm2317	Internal Elbow	4	2.65	2.47
wm2389A	End Reduc Conn 2300-800	2	4.44	4.13
wm2389	End Reduc Conn 2300-400	5	3.80	3.54



DEVICE BOXES FOR 400, 800, & 2300 RACEWAY

No.	Description	Size	Wt/100	Each	Per10
wm2300WC	Round Blank Cover	----	10	6.10	5.68
wm2337A	Round Extension Box	1" Deep	35	14.22	13.24
wm2338A	Fixture Box	1" Deep	40	14.22	13.24
wm2344	Extra Deep Device Box	2-3/4D	37	11.89	11.07
wm2344-2	Extra Deep Device Box	2-3/4D	44	14.86	13.84
wm2347	Device Box	1-3/8D	25	6.29	5.86
wm2347-2	2 Gang Device Box	1-3/8D	30	9.35	8.71
wm2348	Deep Device Box	1-3/4D	33	7.12	6.63
wm2348-2	2 Gang Deep Device Box	1-3/4D	33	11.59	10.79
wm2348S/51	Shallow Device and Extension Box	----	21	6.05	5.63

WIREMOLD CONDUCT® OVERFLOOR CABLE PROTECTION



No.	Length	Per Foot
wmBE1200-5	5'	1.77
wmBR1200-10	10'	1.75
wmBE1600-25	15'	3.22

SOFT WIRING DUCT Over Floor Cable Protection



No.	Width	Length	Color	WI	H	HI	Wt.	Each
22611	2 1/2"	6' 11"	Gray	.75	.60	.43	1	34.33
22612	2 1/2"	6' 11"	Brown	.75	.60	.43	1	38.79
22614	2 1/2"	6' 11"	Black	.75	.60	.43	1	38.79
22616	2 1/2"	6' 11"	Off White	.75	.60	.43	1	38.79
22617	4"	6' 11"	Gray	1.16	.91	.61	1	48.26
22618-M	4"	6' 11"	Brown	1.16	.91	.61	1	57.16
22620	4"	6' 11"	Black	1.16	.91	.61	1	57.16
22622	4"	6' 11"	Off White	1.16	.91	.61	1	38.79


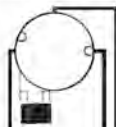






























170 Broad St., P.O. Box 305
Glens Falls, NY 12801-0305

www.dale-electric.com
email: info@dale-electric.com

TOLL FREE 1-800-462-7733
LOCAL 518-793-4927
FAX 518-793-4467

SWITCHES/PILOT LIGHTS

 <p>PULL CHAIN SpSt, On-Off 6" Leads 6amp, 125VAC 3amp, 250VAC</p> <p>70010-M Brass 3.28ea 70020-M Nickle 3.28ea</p>	 <p>PULL CHAIN 3 Way 2 Ckt. 3-6" Leads Brass 6amp, 125VAC 3amp, 250VAC</p> <p>70025-M 6.79 ea</p>	 <p>PULL CHAIN 3 Speed Brass Off-On-On-On Stab Connect 6amp, 125VAC 3amp, 250VAC</p> <p>70040 7.03ea</p>	 <p>TOGGLE SpSt, On-Off 6" Leads 8amp, 125VAC 4amp, 250VAC 1/3HP, 125VAC</p> <p>70050 8Amp 7.66 ea</p>	 <p>TOGGLE Medium Duty SpSt, On-Off 15amp, 120VAC 10amp, 240VAC</p> <p>70060 Screw Term 5.28 ea 70061 6" Leads 7.71 ea</p>																					
 <p>TOGGLE Heavy Duty SpSt, On-Off 20amp, 125VAC, 10amp, 250VAC 3/4HP, 125/250VAC</p> <p>70070-M Screw Term 5.73 70071-M Quick Conn 7.60 70073-M 6" Leads & Boot 17.36</p>	 <p>TOGGLE Heavy Duty SpDt, On-Off-On 20amp, 125VAC 10amp, 250VAC 3/4HP, 125/250VAC</p> <p>4468 15A Screw Term 4.50 70080 Screw Term 6.87 70081 Quick Conn 10.51</p>	 <p>TOGGLE Heavy Duty SpDt, On-On 20amp, 125VAC 10amp, 250VAC 3/4HP, 125/250VAC</p> <p>70090-M Quick Conn 6.73 ea 70091-M Screw Term 8.97 ea</p>	 <p>TOGGLE-Heavy Duty DpSt On-Off Screw Term 1-1/2HP, 125/250VAC 20amp, 125VAC 10amp, 250VAC</p> <p>70100-M Screw Term 8.74 70101-M Quick Conn 14.43</p>	 <p>TOGGLE Heavy Duty DpDt, On-Off-On 20amp, 125VAC 10amp, 250VAC 1-1/2HP, 125/250VAC</p> <p>70110-M Screw Term 10.51 70111-M Quick Conn 14.98</p>																					
 <p>TOGGLE Heavy Duty SpSt, On-Off Screw Term. Non-metallic 20amp, 125VAC 10amp, 250VAC</p> <p>70120 5.61 ea</p>	 <p>TOGGLE Heavy Duty DpDt, On-On 20amp, 125VAC 10amp, 250VAC 1-1/2HP, 125/250VAC</p> <p>70130-M Screw Term 10.51 ea 70131-M Screw Term 14.11 ea</p>	 <p>TOGGLE SpSt, Off-(On) (...) Momentary 20amp, 125VAC 10amp, 250VAC 3/4HP 125/250VAC</p> <p>70250 7.81 ea</p>	 <p>TOGGLE SpDt, On-Off-(On) (...) Momentary 20amp, 125VAC 10amp, 250VAC 3/4HP 125/250VAC</p> <p>70270 8.76 ea</p>	 <p>TOGGLE SpDt, (On)-Off-(On) (...) Momentary 20amp, 125VAC 10amp, 250VAC 3/4HP 125/250VAC</p> <p>70280 8.76 ea</p>																					
<p>HEAVY DUTY TOGGLE SWITCHES</p> <p>3 POLE 18A/125VAC 10A/277VAC 3/4HP 125/277V</p> <p>4 POLE 16A/125VAC 10A/277VAC 3/4HP 125/277V</p>	 <p>TOGGLE DpDt, On-Off-(On) (...) Momentary 15amp, 125VAC 10amp, 250VAC 3/4HP 125/250VAC</p> <p>70290 15.15 ea</p>	 <p>TOGGLE DpDt, (On)-Off-(On) (...) Momentary 20amp, 125VAC 10amp, 250VAC 1.5HP 125/250VAC</p> <p>70300 15.15 ea</p>	 <p>TOGGLE DpSt, On-Off (...) Momentary 15amp, 125VAC 10amp, 250VAC 3/4HP 125/250VAC</p> <p>70260-M 11.02 ea</p>	 <p>Pull Chain Brass SPDT, On-Off 6A 125VAC 3A 250VAC</p> <p>70045-M 5.04 ea</p>																					
<table border="1" style="width: 100%; border-collapse: collapse;"> <thead> <tr> <th>No.</th> <th>Description</th> <th>Each</th> </tr> </thead> <tbody> <tr><td>70301</td><td>3TST On-Off</td><td>19.92</td></tr> <tr><td>70302</td><td>3TDT On-On</td><td>25.84</td></tr> <tr><td>70303</td><td>3TDT On-off-On</td><td>25.84</td></tr> <tr><td>70304</td><td>4TST On-Off</td><td>21.76</td></tr> <tr><td>70305</td><td>4TDT On-On</td><td>28.49</td></tr> <tr><td>70306</td><td>4TDT On-off-On</td><td>28.49</td></tr> </tbody> </table>	No.	Description	Each	70301	3TST On-Off	19.92	70302	3TDT On-On	25.84	70303	3TDT On-off-On	25.84	70304	4TST On-Off	21.76	70305	4TDT On-On	28.49	70306	4TDT On-off-On	28.49	 <p>TOGGLE 4pSt, On-Off 15amp, 125VAC 10amp, 250VAC 3/4HP 125/250VAC</p> <p>SS219-S 16.80ea</p>	 <p>RUBBER COVER For Push Switch</p> <p>70243-M 6.92ea</p>	 <p>RUBBER COVER AND NUT FOR TOGGLE SWITCH</p> <p>70240 2.39ea</p>	 <p>REED SWITCHES</p> <p>Set Includes: 1 Magnet 1 Contact Switch Adhesive Backing</p> <p>SpDt, NC and NO</p> <p>0.5amp (max) @ 24VAC/DC 10Watts (max) 120VAC @ 0.08amp</p> <p>70501-M 10.71 set</p>
No.	Description	Each																							
70301	3TST On-Off	19.92																							
70302	3TDT On-On	25.84																							
70303	3TDT On-off-On	25.84																							
70304	4TST On-Off	21.76																							
70305	4TDT On-On	28.49																							
70306	4TDT On-off-On	28.49																							
 <p>MOMENTARY CONTACT SpSt Off-(On) (...) Momentary 6amp, 125VAC 3amp, 240VAC</p> <p>70140-M 6.87ea</p>	 <p>MOMENTARY CONTACT SpSt On-(Off) (...) Momentary 3amp, 120VAC 1.5amp, 277VAC</p> <p>70150-M 6.87 ea</p>	 <p>PUSH BUTTON SpSt, On-Off 8amp, 125VAC 4amp, 250VAC 1/3HP, 125VAC</p> <p>70160-M 8.50 ea</p>	 <p>PUSH CANOPY SpSt, On-Off 6" Leads 6amp, 125VAC 3amp, 250VAC</p> <p>70200-M Brass 4.33ea 70210-M Nickle 4.61 ea</p>	<p>70501-M 10.71 set</p>																					
 <p>ROCKER SWITCH Quick Connect 6" Leads, Brass Lighted</p> <p>*On-Off **On-Off-On *** (On)-Off-(On) (...) Momentary</p>	 <p>ROCKER SpSt, On-Off Opening 7/16 x 1"</p>	 <p>ROTARY CANOPY SpSt Off-On-On-On 6" Leads, Brass 1amp, 125VT 3amp, 250VAC</p> <p>70230-M 4.87 ea</p>	 <p>ROTARY CANOPY SpSt, On-Off 6" Leads, Brass 1amp, 125VT 3amp, 250VAC</p> <p>70220-M Brass 4.33 ea 70222-M Black 6.92 ea</p>	 <p>ROTARY SWITCH Black Plastic</p> <p>SPST, On-Off #18AWG 6" Leads 3 Amp, 125VAC 1.5 Amp, 250VAC</p> <p>Perfect for household appliances, ceiling fixtures and lamps.</p> <table border="1" style="width: 100%; border-collapse: collapse;"> <thead> <tr> <th>No.</th> <th>Wt</th> <th>Each</th> </tr> </thead> <tbody> <tr><td>70422-M</td><td>1</td><td>6.86</td></tr> </tbody> </table>	No.	Wt	Each	70422-M	1	6.86															
No.	Wt	Each																							
70422-M	1	6.86																							
<p>MINIATURE FEED-THROUGH CORD SWITCH</p> <p>Use with 18AWG Lamp Cord</p>  <table border="1" style="width: 100%; border-collapse: collapse;"> <thead> <tr> <th>No.</th> <th>Color</th> <th>Wt/100</th> <th>Each</th> </tr> </thead> <tbody> <tr><td>423-3</td><td>Brown</td><td>3</td><td>5.77</td></tr> <tr><td>70450-M</td><td>Brown</td><td>3</td><td>1.93</td></tr> <tr><td>70451-M</td><td>White</td><td>3</td><td>1.93</td></tr> </tbody> </table> <p>ON/OFF 6Amps 125V</p>					No.	Color	Wt/100	Each	423-3	Brown	3	5.77	70450-M	Brown	3	1.93	70451-M	White	3	1.93					
No.	Color	Wt/100	Each																						
423-3	Brown	3	5.77																						
70450-M	Brown	3	1.93																						
70451-M	White	3	1.93																						

INDICATOR/PILOT LIGHTS RAISED LENS



No.	Lens Color	Volts	Term. Style	Wt/10	Each
70323	Green	125	6" Wire Leads	1	4.20
70324	Red	125	6" Wire Leads	1	4.20
70325	Amber	125	6" Wire Leads	1	1.83
70320	Green	250	Spade	1	1.83
70321	Red	250	Spade	1	1.83
70322	Amber	250	Spade	1	1.82
70326	Green	24VDC	6" Wire Leads	1	1.83
70327	Red	24VDC	6" Wire Leads	1	1.83
70328	Amber	24VDC	6" Wire Leads	1	1.83



RECTANGULAR INDICATOR PILOT LAMP
1.2"x.53"
250VAC

No.	Lens Color	Wt/10	Each
70310	Green	1	1.83
70311	Red	1	1.83
70312	Amber	1	1.83

50

170 Broad St., P.O. Box 305
Glens Falls, NY 12801-0305

www.dale-electric.com
email: info@dale-electric.com

TOLL FREE 1-800-462-7733
LOCAL 518-793-4927
FAX 518-793-4467



▲ WARNING: Some products may cause cancer or reproductive harm. See www.P65Warnings.ca.gov for more info ▲

HAND DRYERS & FANS

EXTERIOR MOUNTED FANS

Keeps Motor Noise Outside



nu353



CExxDS



PDV3051MBRB



32302-AIR



HVB30T

No.	CFM	Description	Finish	Size (In)	Amps	Size LxWxD	Wt.	Each
NU 353	900	Gable	Galvanized Steel	----	3.4	15 Dia, 8 Sleeve	10	151.61
CE12DS*	2750	3-Speed	Includes Shutter & Guard	12	1.1	Steel Cage Guard	16	364.18
CE18DS*	5750	3-Speed	Includes Shutter & Guard	18	2.2	Steel Cage Guard	25	523.60
CE24DS*	6800	2-Speed	Includes Shutter & Guard	24	2.5	Steel Cage Guard	47	689.68
CE30DS*	7900	2-Speed	Includes Shutter & Guard	30	2.7	Steel Cage Guard	54	863.77
AX36-7	10000	2-Speed	Aluminum	36	6.6/3.3	41.25x17x41.25	88	650.00
⚡ PDV3051MBRB	1080	Dome Ventilator		18	----	----	18	91.64
⚡ 32302-AIR	11200	Tube Axial Fan	Aluminum	36	2.7	32x74	160	2,500.00
HVB30T	7400	2-Speed		30	----	----	74	1,005.33

*MARKEL Brand †DAYTON Brand Vert. or Horiz Mount. 1ø 120/240V (Limited Quantities Available)

WHOLE HOUSE VENTILATORS

Belt Drive Fans provide greater air movement and quieter operation than direct drive fans.



3XK4X

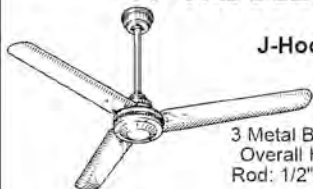
MARKEL BRAND Includes Shutter

No.	Blades	CFM	Motor	HP	Amps	RPM	Housing Size	Wt.	Each
BD242WHS	24"	4500	2-Speed Belt	1/3	5.7	612/410	28x29.5x14.5	40	825.08
BD302WHS	30"	6515	2-Speed Belt	1/3	7.5/4.4	520/350	34x35.5x14.5	60	886.44
BD362WHS	36"	7630	2-Speed Belt	1/3	6.3/3.1	395/265	40x41.5x14.5	73	974.49
⚡ 3XK45	16"	1477	1-Speed		5.6/2.8	1725	16Hx16Wx14-1/4D	32	145.00
⚡ 3XK40	20"	2512	1-Speed		5.6/2.8	1725	20Hx20Wx12-7/8D	37	115.00



BD362WHS

WESTING HOUSE INDUSTRIAL 56" PADDLE FAN



J-Hook Installation

3 Metal Blades: 56" Diameter
Overall Height: 18.5" Down
Rod: 1/2"x12" 120V 05 Amps

No.	Color	CFM	RPM	Amps	Wt.	Each
7840900	White	26,400	290	.52	15	80.08

TPI INDUSTRIAL PEDESTAL FAN



- 1/8 HP
- Stationary (non-oscillating)
- 3-Speed
- 2500/2000 CFM

No.	Size	Wt.	Each
⚡ F-18H-TE	24"	30	99.00

MARKEL INDUSTRIAL PEDESTAL FAN



- 1/4 HP
- Stationary (non-oscillating)
- Pull Chain Switch
- Totally Enclosed
- 2-Speed
- 6800/5000 CFM

No.	Size	Wt.	Each
ACU24P	24"	30	464.23

AIRMASTER® FAN COMPANY

NON-OSCILLATING PEDESTAL FAN



CA30APE

- 115V
- 3 Speed
- 26" Base Diameter
- 2 Year Warranty
- Adjustable Height

No.	Size	CFM	Hi - Med - Low	Wt.	Each
CA30APE	30"	6100, 4400, 2700	82	339.36	
LC30AP*	30"	6000, 5500, 4800	62	241.92	

*1 Year Warranty

No.	Fan Style	Prop Diam.	HP	CFM	Wt.	Each
DD3641	4 - in - 1 All Mounts	36"	1/2	5739	119	478.24
UP30LF16-S	Pedestal Fan	30"	1/3	7996	91	683.20
UP30BN-S	Oscillating 3-Speed	30"	1/3	7996	95	1,028.72
⚡ UPI-30PA2A (3-SP)	Non-Oscillating Floor	30"	1/3	7800	90	393.00
PD24T-E3A	Totally Encl. 2-Speed	24"	1/2	5220	56	583.52



170 Broad St., P.O. Box 305
Glens Falls, NY 12801-0305

www.dale-electric.com

email: info@dale-electric.com

TOLL FREE

1-800-462-7733

LOCAL

518-793-4927

FAX

518-793-4467

⚠ WARNING: Some products may cause cancer or reproductive harm. See www.P65Warnings.ca.gov for more info ⚠

PANASONIC CEILING VENTILATION

WhisperCeiling™ Series

Ceiling Mounted Fan
For New Construction "2x8"



- Built-in damper to prevent backdraft
- Enclosed condenser motor
- Large, double suction blower wheel

*Sold in multiples of 4 only

No.	Description	CFM	Sones	Duct	Wt.	Each
FV-0511VQ1	Complete Unit	50/80/110	0.4/0.6/0.9	4"/6"	14	160.99
FV-07VBA1A*	Rough in Unit	70/90	0.4/1.1/1.2/1.5	4"	5	28.99
FV-07VBB1*	Finish Unit	70/90	1.1	4"	7	36.99
FV-1115VQ1	Complete Unit	50/80/110	<0.3/0.5/0.7	6"	11	235.99

WhisperLite™ Series

Ceiling Mounted Fan/Light
For New Construction "2x8"



- Built-in damper to prevent backdraft
- Enclosed condenser motor
- Incorporates one 10W dimmable LED, chip panel & one 1W night light
- Large, double suction blower wheel
- 4W nightlight

No.	CFM	Sones	Duct	Wt.	Each
FV-0511VQL1	50/80/110	0.4/0.6/0.9	4" or 6"	13	246.99
FV-1115VQL1	110/130/150	0.5/0.7/0.8	6"	16	288.99

WhisperFit™ Series

Ceiling Mounted Fan
Designed For Remodel Use
"2x6" or "2x8" Construction 5-5/8" Depth



- Low-Profile Housing for smaller ceiling cavities
- select 110 or 80 CFM
- 4" Vent, 3" duct adaptor included
- Built-in damper to prevent backdraft
- Enclosed condenser motor
- Large, double suction blower wheel

No.	CFM	Light	Sones	Duct	Wt.	Each
FV-0511VF1	50/80/110	None	.03/.03/.08	4"/3"	10	129.99
FV-0511VFL1	80/110	10W LED 1W Night Light	0.4/1.0	4"/3"	10	188.99

WhisperSense™ Series

Ceiling Mounted Fan/Light



- Built-in damper to prevent backdraft
- 4" or 6" dual duct adapter included
- UL listed for tub/shower enclosure when used with a GFCI branch unit
- 4" Watt Nightlight*

No.	CFM	Light	Sones	Duct	Wt.	Each
FV-0511VQL1	50/80/110	4W LED	0.4/0.6/0.9	4" or 6"	14	310.99

80 CFM Ceiling Fan



- 2700K
- 720 Lumens
- 8W Lamp
- 6" Opening

FV-08VRE2

No.	CFM	Sones	Duct	Wt.	Each
FV-08VRE2	80	0.8/1.0	4" or 6"	11	160.99

Whisper™ Series Designer Grilles



For use with:
FV-0511VQ1, FV-1115VQ1,
FV-05-11VQL1, FV-1115VQL1,
FV-08-11VF5, FV-08-11VFM5,
FV-08-11VFL5

Grille	No.	Size	Type	Wt.	Each
FV-GL3TDB	14-1/2"	ABS	1.3	32.99	

WhisperGreen™ Series

Ceiling Mounted Fan



- Smart Flow System with Constant CFM output
- DC Motor technology rated for continuous use
- Built-in Damper prevents backdrafts
- 80 Minute adjustable timer to detect motion
- Meets ASHRAE 62.2 air flow code when whisper green fans are used throughout the whole house

No.	Light	CFM	Sones	Duct	Wt.	Each
FV-0511VK2	no	50/110	0.4/0.5/0.8	4" or 6"	16	192.99
FV-1115VK2	Optional	110/150	0.5/0.7	6"	16	240.99
FV-0511VKL2	10W LED	50/80/100	0.4/0.5/0.9	4" or 6"	17	278.99
FV-1115VKL2	10W LED	110/130/150	0.3/0.5/0.8	6"	13	331.99
FV-VS15VK1	Multi-Speed w/ Time Delay Module				1	21.99

WhisperWarm™ Series

Ceiling Mounted Fan/Heater



- Built-in damper to prevent backdraft
- Enclosed condenser motor
- Large, double suction blower wheel
- Heater Directional Louver
- 2-13W Compact Fluor. Lightss • 1-4W Nightlight

No.	Heater Element	CFM	Sones	Duct	Wt.	Each
FV-0511VH1	1600W	50-80-110	0.7	4"	29	301.99
FV-0511VHL1	1600W	50-80-110	0.7	4"	32	389.99
FV-VS15VK1	Multi-Speed Timer Module				1	21.99

WhisperGreen™ Select Condensation Sensor Module

Helps control bathroom condensation to prevent mold & mildew. Sensor technology detects relative humidity & temperature to anticipate dew point, automatically turning the fan on to control humidity.



No.	Wt.	Each
FV-CSVK1	1	64.99

ASHRAE 62.2-2007

ASHRAE Standard 62.2 is the national ventilation standard of design for low-rise residences up to three-story multi-family buildings. 62.2 requires continuous mechanical ventilation for the entire house to be 7.5 CFM per bedroom (master bedroom x2) plus 1 CFM per 100 sq. ft. with sone level not to exceed 1.0.

ASHRAE 62.2 will be adopted by Energy Star January 1st 2012

The ASHRAE 62.2 requires continuous mechanical ventilation.

A builder that is building an Energy Star home will be required to meet this ASHRAE 62.2 ventilation code.

Required Continuous Ventilation Rate (CFM)

Floor area	0-1 BR	2-3 BR	4-5 BR	6-7 BR
<1500	30	45	60	75
1501-3000	45	60	75	90
3001-4500	60	75	90	105
4501-6000	75	90	105	120
6001-7500	90	105	120	135

To Comply with ASHRAE 62.2, a WhisperGreen, FV-08VKM3 set at 40 CFM provides the ideal solution. Or to keep air pressure balanced inside the home, WhisperComfort provides supply air and complies with 62.2 by setting the exhaust fan at 40 CFM. For larger homes or whole house ventilation, a combination of WhisperComfort and/or WhisperGreen continuous ventilation fans can be utilized to fulfill the standards set by ASHRAE 62.2

SMART EXHAUST FAN/LIGHT WALL CONTROL DELAY TIMER



- Replaces both fan & light switches for 1 easy operation
- Microprocessor technology provides precise ventilation times
- Programmable DELAY & VENTILATION settings
- Excess manual &/or delay operation is subtracted from the next hours' programmed ventilation time
- Works w/ ALL incandescent, CFL, fluorescent & LED lights
- Make standard bath fans ASHRAE 62.2 complaint when used w/ ASHRAEW 62.2 complaint fans

No.	Wt.	Each
FV-WCPT1-W	1	92.99

ECOSWITCH, 4 FUNCTION ON/OFF WALL SWITCH



- Single pole/double throw on-off on top switch, two single pole on-off switches
- Multi-switch combination devices save space and add convenience
- Common lead shunted internally to all switches
- Commercial grade, 8 amp max load, two-year limited warranty
- Elegant styling provides multiple controls in a single-gang wall box

No.	Wt.	Each
FV-WCSW41-W	1	45.21

NUTONE® EXHAUST FANS & HEATERS

Factory Direct

NuTone® Products
Extra Discount above \$3500
Info on Page 125

ECONOMY BATHROOM FAN



NU688

NUHD50

No.	Color	CFM	Sones	Duct	Each	Per10
nu688	White	50	4.0	3"	25.86	23.79
nuHD50	White	50	0.8	4"	45.00	-----
nu675	White	70	3.0	4"	29.00	-----
nu695	White	70	6.0	3"	46.53	42.81

ECONOMY FAN LIGHT



100W Lamp
4" Duct

NU678

No.	Color	CFM	Sones	Wt	Each	Per10
nu678	White	50	2.5	7	56.99	46.37
nuA70L	White	70	2.0	8	98.01	-----

HEAT-VENT-LIGHT



Color Selectable LED 27K/35K/50K
16.25"x9.75" Grill

No.	Heater	CFM	Sones	Wt.	Each
nuBHFLED80	1308	80	1.5	12	168.59
nuBHFLED110	1500	110	2.0	13	285.55

DC MOTOR QUIET BATH EXHAUST FAN

UL Listed for use over tubs & showers with a GFCI circuit

- 4" Duct
- CFM Adjustable
- DC Motor Engineered for Continuous Operation



No.	CFM	Sones	Wt	Each
nuAE50110DC	50/80/110	0.3-0.4-0.9	10	121.73

DC MOTOR WITH LIGHT QUIET BATH EXHAUST FAN

UL Listed for use over tubs & showers with a GFCI circuit

- 4" Duct
- CFM Adjustable
- DC Motor Engineered for Continuous Operation
- Dimmable 11 Watt, 3500K LED for Night Light



No.	CFM	Sones	Wt	Each
nuAE50110DCL	50/80/110	0.3-0.4-0.9	10	160.62

BATH EXHAUST FAN

Color - White



RN80
RN110

AEN80F

QTREN110F

nuAE80B

No.	CFM	Duct	Sones	Wt	Each
nuRN80	80	4"	0.3	12	151.48
nuAE80B	80	4"	0.3	10	73.37
nuAEN80F	80	4"	0.8	11	106.60
nuRN110	110	4"	0.6	12	163.36
nuQTREN110F	110	4"	1.3	12	64.00

QUIET FAN / LIGHT



LS100LF

A110L

18W GU24
7W Night Light
*PL-C26W/27 Lamp

DECORATIVE FAN LIGHTS



nu770RLTK

nuAER110SLW

No.	Color	CFM	Max Lamp	Duct	Sones	Wt.	Each
nu770RLTK	White	80.0	2-60	4"	2.5	5	110.53
nuAER80LWH	White	80.0	2-60	4"	0.8	5	140.62
nuAER110SLW	White	110.0	2-60	4"	1.5	5	204.62

LOW PROFILE



Exhaust Fan
Color - White
3" Duct

Where conventional ventilation simply won't fit
Fits in a 2"x4" Studs

No.	Color	CFM	Sones	Wt	Each
nuLP80	White	80	1.1	9	82.29

HUMIDITY SENSING FANS



Humidity Sensitive fans automatically activated by humidity. *with 100A Light and 4W Night Light

No.	Sensor	CFM	Duct	Sones	Wt.	Each
nuQTXE110S	Humid	110	6"	0.7	12	186.67

Chroma Comfort Exhaust Fans



- Includes Wall Control
- 24 Color LED
- Bluetooth Control of Color
- 16 Million Colors Via Phone App



No.	CFM	Duct	Sones	Wt.	Each
nuAER110RGLB	110	4"	1.5	12	305.76



XN80L

nuAE80BL

No.	CFM	Duct	Sones	Wt.	Each
nuAE80LK	80	4"	0.8	14	126.72
nuAE80BL	80	4"	0.7	12	111.17
nuA110L	110	4"	1.3	3	112.98
nuLS100LF*	110	4"	1.5	15	147.18



170 Broad St., P.O. Box 305
Glens Falls, NY 12801-0305

www.dale-electric.com
email: info@dale-electric.com

TOLL FREE 1-800-462-7733
LOCAL 518-793-4927
FAX 518-793-4467

53

⚠ WARNING: Some products may cause cancer or reproductive harm. See www.P65Warnings.ca.gov for more info ⚠

NUTONE® EXHAUST FANS

Recessed Bulb Fan/Light



- 70 CFM
- 7-1/8" High
- Not for use over cooking surfaces.

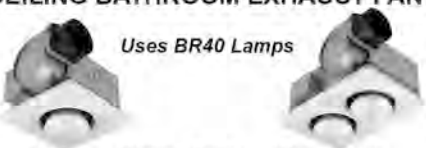
No.	Sones	Max. Lamp	Wt	Each
nu744	1.5	75w	6	139.10

HEAT-A-LAMP
Uses BR40 Lamps



No.	Color	Watts	Wt. Each
nu9422P	White	2x250	9 69.44

CEILING BATHROOM EXHAUST FAN
Uses BR40 Lamps



No.	Watts	Bulbs	Wt.	Each
nu162	250	1	7	79.42
nu164	250	2	12	110.82

CEILING FAN HORIZONTAL DISCHARGE
(Filters sold separately)



No.	Color	Size	CFM	Sones	Wt	Each
nu8310	Alum	8"	180	5.5	10	187.49
nu834		8" Grease Filter			1	16.99
nu854		10" Grease Filter			1	20.69

WALL FAN WALL SWITCH OPERATED
(Filters sold separately)



No.	Color	Size	CFM	Sones	Wt.	Each
nu509	White	8"	180	5.0	15	120.21
nu834		8" Grease Filter			1	16.99
nu854		10" Grease Filter			1	20.69

CHROMACOMFORT EXHAUST FAN



- 24 Color LED Light
- Fully Customizable
- Bluetooth Speaker
- App Controlled



No.	Size	CFM	Wt.	Each
SPK110RGBL	4"	110	12	203.87

CEILING FAN VERTICAL DISCHARGE
Uses same filters as 8310 and 8510



No.	Color	Size	CFM	Sones	Wt	Each
nu505	White	8"	200	8.5	11	117.96

ROOM-TO-ROOM FAN
Variable Speeds Color - Adobe White



No.	Sones	CFM	Wt	Each
nu511	4.5	180	10	171.20

THROUGH-THE-WALL BATH FAN
No Ducting Fits walls 5"-10" thick.



No.	Color	CFM	Sones	Wt	Each
nu512M	White	70	6.0	6	90.34

IN-LINE FANS & ACCESSORIES



Damper

- Fantech can be installed in any position.
- Mounting bracket & hardware included.
- Airtight galvanized steel housing
- 100% speed controlled
- 120V
- 5 year warranty
- Fans up to 12" available




Grille/Diffuser

No.	Description	Wt	Each
nuCVG6	6" Grille/Diffuser	1	24.00
DF-6	6" Grille/Diffuser	1	10.00
nuCVLD5	5" Damper Use w/ CVG4	1	14.00
nuCVL6	6" Sleeve	1	9.00
DT-6	6" x 4" x 4" Y Adapter	3	11.00
FG4	135 4" Fan Only	7	195.75
FG5	156 5" Fan Only	8	247.50
FG6	303 6" Fan Only	10	288.75

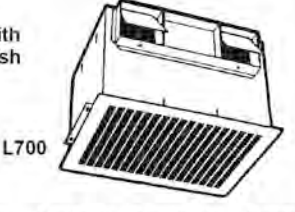


Fan Only

INTERIOR MOUNTED LARGE CAPACITY-QUIET VENTILATION FANS



L500
Ceiling Blower with White Enamel Finish



L700

No.	CFM	Amps	Grill Size	Housing	LxWxD	Sones	Wt.	Each
nuL500	520	2.2	23-1/4x14	21-1/2x12-1/4x11-3/4		4.5	34	375.19
nuL700	704	2.9	23-1/4x14	21-1/2x12-1/4x11-3/4		4.6	56	448.04

HEPA FILTER KIT
Designed for: Broan and Venmar Air Exchangers: GSFH1K Guardian Plus, HF 1.0, HF 2.0, HR 2.5, HR 2.6, HF 3.0, & HF 3.1 Venmar Air Exchangers: HEPA 1000, HEPA 2000, HRV 2500, HRV 2600, HEPA 3000, & HEPA 3100



- Super durable
- Easy to install
- Satisfaction guaranteed
- Fits most Nutone

No.	Dimensions LxWxH	Each
nuACCGSFHP2	22.6"x 2.5" 17.1"	190.75

NUTONE® QUIET BATH FANS
X-TRA QUIET FANS



Fan Only



Meets Energy Star Standards. UL Listed for use over Tub/Shower with GFCI circuit. IC Rated.

No.	CFM	Duct	Sones	Wt	Each
nuQTXEN050	50	6"or4"	0.3	9	115.75
nuQTXEN080	80	6"or4"	0.4	11	168.74
nuQTXEN150	150	6"or4"	1.4	17	230.61

HEPA FILTER KIT REPLACEMENT GRILL

No.	Dimensions LxWxH	Each
nuFG500NS	22.6"x 2.5" 17.1"	40.53



VENTILATION ACCESSORIES

Factory Direct

NuTone® Products
Extra Discount above \$3500
Info on Page 125

SILVERDUCT



Flexible aluminum and polyester laminate for flame resistance and strength

No.	Desc.	Wt.	Each
SH350	3" x 50'	3	26.56
SH425	4" x 25'	2	32.40
SH450	4" x 50'	4	50.82
SH48	4" x 8"	2	7.40

FLEXIBLE TUBING "VINYL"

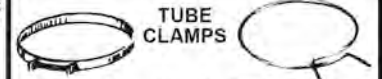


No.&Size	Wt/10	Each
VF3X50	50	9.75
VF4X8	10	4.00

T640-AF2 2" x 150' ALUMINUM TAPE DT180 2" x 180' CLOTH DUCT TAPE



No.	Type	Wt/100	Each	Per10
T640-AF2	Alum	130	22.32	21.52
DT180	Duct	142	8.48	7.90



No.&Size	Wt/100	Each	Per10
VC3*	10	0.41	0.38
VC4*	10	0.64	0.58
SPC-3B**	6	0.38	0.34
SPC-4B**	7	0.46	0.41

*Screw Type **Steel-Tension

ADJUSTABLE ELBOW




No.&Size	Wt/100	Each	Per10
VE4-AL	13	9.09	8.14
VE6-GALV	24	3.63	---
VE7-GALV	30	3.95	---

SNAPLOCK PIPE



No.&Size	Wt/100	Each	Per10
VP4X2-AL	45	4.74	4.25
VP6X2-AL	45	4.20	---
VP7X2-GALV	60	8.09	---

VENT WITH 12" TAIL



No.	Wt.	Each	Per10
VU3-Aluminum	1	2.95	---
nu885AL 3" x 4" Aluminum	1	42.98	---
nu885BL 3" x 4" Black	1	27.49	---
VFK4X8 Kit Aluminum	2	12.96	---
VU4-Aluminum	1	3.57	3.19
VU4-Brown Plastic	1	5.24	4.87
VU4-White Plastic	1	5.24	4.87
VU6-Aluminum	1	22.14	---
nu843BL 6" Black Steel	2	54.64	---
VU6-Plast/Gray	1	25.16	---
nu643 8" Aluminum	2	96.44	---

8' Flex. Alum. Duct



No.&Size	Wt/100	Each	Per10
FA4X8	10	11.50	10.30
FA6X8	14	15.21	---

INSULATED FLEXIBLE AIR DUCT



Tough double ply polyester core wrapped with high density fiberglass and covered with a polyethylene vapor barrier. Prevents duct from sweating.

No.	Size	Wt	Each
INSULATED 4X25	4" x 25'	2	78.19
INSULATED 6X25	6" x 25'	3	57.75

ALUMINUM ROUND TRANSITION

3-1/4" x 10" to 4" Round



No.	Wt.	Each
120-LAMBRO	3	9.12

Round Under Eave Vent Cap with 3" Tail Aluminum

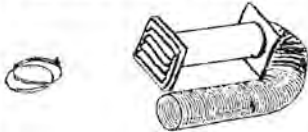


No.&Size	Wt/10	Each
VENT4 Cap only	1	3.14



G87 6" Round Aluminum Wall Cap with Damper G38,639

FLEXIBLE KIT, 1 HOOD FLEXIBLE TUBE, 2 CLAMPS



No.&Size	Color	Wt.	Each	Per10
LVK4x8BR	Brown	2	8.67	8.06
LVK4x8WH	White	2	9.18	8.53
nu646 6"	White	2	42.76	---

Louvered Wall Cap w/12" Tail

No.	Color	Wt	Each	Per10
LV-3B	Brown	1	2.98	2.77
LV-3W	White	1	2.98	2.77
LV-4B	Brown	1	5.95	5.33
LV-4W	White	1	13.92	12.47

TUBING CONNECTION



No.&Size	Wt/10	Each	Per10
VHC3	5	1.15	1.03
VHC4	5	1.09	0.98

Aluminum Roof Cap with Damper & Screen 10" Opening



No.	Wt/10	Each
845A	50	28.96

3-1/4 x 10 x 24" Duct



Galvanized

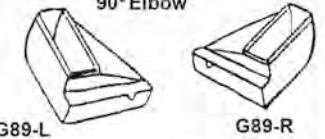
No.	Wt/10	Each	Per10
GD24	10	9.13	8.48

Roof Cap with Damper Aluminum 4" Round Duct



No.	Wt/10	Each
841-AF	10	15.10
NU 636	16	24.81

G39 Galvanized 90° Elbow



No.&Size	Wt/10	Each
G38X3-1/4X10	10	14.53
NU639(Black)	2	39.54
G39X3-1/4X10	5	9.49
G87X3-1/4X10	5	9.12
G89-LX3-1/4X10	10	10.82
G89-RX3-1/4X10	10	10.82

In-Line duct fan

Metal Construction
Blade type: Polycarbonate
Mounting: inline
dBA/sones: 52/2.4
Housing length 6"



No.	Size	CFM	Wt	Each
DA6S	6"	165	5	14.95

VENTILATION INCREASERS



No.&Size	Wt/10	Each
VR5-6	1	5.03

TOOL-LESS FLEX ALUM. DUCT EXTENSION



No.	Description	Wt	Each
DME44	4" x 4'	1	11.91

DRYER VENT KIT Aluminum Vent Hood Silverduct



No.	Description	Wt	Each
EKS48-I	4" x 8"	2	12.96

DRYER VENT KIT Plastic Vent Hood Silverduct



No.	Description	Wt	Each
PKS48B-I	4" x 8" Brown	2	11.07

DRYER VENT KIT Plastic Louvered Vent Hood Silverduct



No.	Description	Wt	Each
LOS48B-I	4" x 8" Brown	2	9.73



170 Broad St., P.O. Box 305
Glens Falls, NY 12801-0305

www.dale-electric.com
email: info@dale-electric.com

TOLL FREE 1-800-462-7733
LOCAL 518-793-4927
FAX 518-793-4467

HEAVY FIXTURE & FAN SUPPORTS

FIXTURE & FAN SUPPORT BOXES STANDARD SIZE



No.	Type	Box Depth	Cu In	Box Wt	Each	Per10
294-1	Side of Joist-Steel	2-1/8"	21.5	1	17.18	16.02
296-RAC	Regular-Steel	1-1/2"	15.5	1	20.13	18.77
9351-NKFR	FiberglassBOX Support	2-7/16"	22.5	1	7.89	7.15
9369-FB	Regular-Fiber Glass	1-3/4"	16.0	1	11.27	10.21
9370-FR	Fan Box	1-1/2"	8.0	1	4.62	4.19
01040-11	Deep Steel	2-1/8"	21.5	1	14.32	12.95

Ratings on all Fan Boxes
70lbs fan / 150lbs Fixture

SHALLOW FIXTURE & FAN SUPPORT BOXES



No.	Type	Box Depth	Cu In	Box Wt	Each	Per10
295-1	Shallow Surface-Steel	1/2"	6.0	1	4.81	4.49
7120	Straddle Joist-Plastic	2-1/2"	12.5	1	11.97	11.16
9375-FR	Fan Box - Side of Joist	3-3/4"	14.0	1	5.89	5.34
9373-FR	Fan Box Fiberglass - Side of Joist	1/2"	16.5	1	6.40	5.80
FB4050	Fan Box Shallow w/ side Plastic	5/8"	6.0	1	3.82	3.50
FB4070	Fan Box	5/8"	8.0	1	4.77	4.38
FB405	Fan Box Shallow Plastic	2.31"	6.0	1	4.97	4.56
FB412	Pan Box Shallow Plastic	1-1/4"	14.4	1	6.88	6.31



No.	Type	Fan Rating	Fixture Rating	Size	Wt	Each	Per10
FBRS415	Screw-In New Construction	70	110	16-24"	2	21.40	19.63
AR925	New Construction 1-1/2" Deep	70	150	16-24"	2	12.21	11.06
01010-BRACE	Screw-In Old work & New Const.	70	150	16-24"	2	27.05	24.47
01525-11-BRACE*	Nail-On New Construction	70	150	16-24"	2	21.69	19.62
9380-FANB	Screw-In New Construction	70	200	16-24"	2	14.48	13.12
9350-FANB	Fiberglass Box	50	35	16-24"	2	18.62	16.88

PADDLE FAN CONTROLS

No.	Color	Description	Watts	Amps	Wt	Each
6616-1XI	Ivory	Variable Speed	---	5.0	1	22.75
6616-1XW	White	Variable Speed	---	5.0	1	22.75
82610	Ivory	Rotary Fan Spd Cntrl	---	2.5	2	16.63
82611	White	Rotary Fan Spd Cntrl	---	1.25	2	16.63
RTF01-10Z*	Ivory	Rotary Fan Spd Control	---	1.5	2	19.34
nuVS67WH	White	Timed Wall Control	---	20	1	92.89
†82630-M**	Ivory	3 Speed Slide	---	1.25	1	4.00
†82631-M**	White	3 Speed Slide	---	1.25	1	4.00
†82640**	Ivory	3 Speed Slide	---	2.5	1	6.00
†82641**	White	3 Speed Slide	---	2.5	1	6.00
†82651**	White	3 Speed Slide	---	5.0	1	4.25
DUAL PADDLE FAN & LIGHT						
66DF-10I	Ivory	3 Speed Fan & LED Light	150	1.5	2	43.83
66DF-10W	White	3 Speed Fan & LED Light	150	1.5	2	43.83
66DF-10T	Lt Almd	3 Speed Fan & LED Light	150	1.5	1	43.83
82661	White	3 Speed Fan & Incan. Light	300	2.5	1	14.00
nu79V	Ivory	4 Speed Fan & Incan. Light	300	1.5	1	34.00
82654	White	3 Speed Fan & LED Light	150	5	1	37.65



**Suppresses Radio Frequency Interference

*Color Change Kit includes
White, Ivory, & Light Almond

NuTone® is a trademark of Broan-NuTone, LLC, its subsidiaries and affiliates. All other brands may be trademarks of their respective owners.

LEVITON & NUTONE® VENTILATION SWITCHES



No.	Color	Amps	Outlet Box	Wt	Each
nuVS63WH	White	20.0	1-Gang	1	50.24
nuVS68WH	White	20.0	2-Gang	1	64.21
nuVS88	C&G	2.5	2-Gang	1	28.50
nuHS92SN	White	20.0	1-Gang	1	13.75
nuP3RW	White	15	1-Gang	1	23.59
IPHS5-1LW	White	3.0	1-Gang	1	45.56
IPHS5-1LI	Ivory	3.0	1-Gang	1	45.56
IPHS5-1LT	Almond	3.0	1-Gang	1	45.56
FV-WCD02-W	White	15	1-Gang	1	53.99
FV-WCSW21-W	White	15	1-Gang	1	12.99

C&G = Champagne and Gold finish

NuTone® is a trademark of Broan-NuTone, LLC, its subsidiaries and affiliates. All other brands may be trademarks of their respective owners.

EASY HEAT PRODUCTS

Factory Direct

Easy Heat Products
Extra Discount above \$3300
Info on Page 125



ROOF & GUTTER DE-ICING SYSTEMS

6' Cold Lead with Plug, Hardware
120 VAC-No Thermostat
5 Watts/Ft



Aluminum hardware Roof De-Icer Cable Each kit contains appropriate number of roof clips & cable spacers.

No-Wattage	Size	Watts	Wt/10'	Each
ADKS150	30'	150	18	53.89
ADKS300	60'	300	21	67.67
ADKS400	80'	400	30	80.88
ADKS500	100'	500	42	86.98
ADKS600	120'	600	48	112.38
ADKS800	160'	800	65	130.31
088L3509	200'	920	70	229.31
ADKS1000	200'	1000	73	160.17
ADKS1200	240'	1200	87	175.46
RS2	Roof Sentry Control ADKS 124.89			
CSK12	19 Clips & 16 Spacers for Roof Cable 7.01			

PREVENT FROZEN EAVES, GUTTERS AND SPOUTS

To Calculate Roof Cable Length Needed:

1. Roof Length X Roof Multiplier (Multipliers shown include 1' of gutter cable per foot of roof edge.)
2. Measure Dormers (up, over, down)
3. Calculate Valleys (6" minimum each)
4. Calculate Downspouts (End of run equals spout length, Along run equals 2 X spout length)

MULTIPLIERS	
Overhang	Multiplier
12"	4.0
24"	5.3
36"	6.8

Roof Length X Multiplier
Dormers: (up, over, down)
Valleys:
Downspouts: (end of run)
Downspouts: (along run)

	Total
X _____	_____
@ _____	_____
@ 6'	_____
@ _____	_____
@ _____	_____

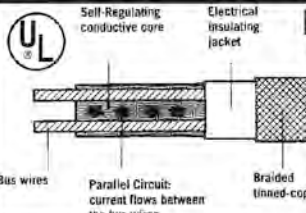
TOTAL CABLE LENGTH = _____

PIPE HEATING CABLES

• Pre-Terminated	No	Length	Watts	Wt/10'	Each
• 7 Watts per foot	HB01	3.28	23	5	37.79
• Grounding Braid	HB02	6.56	46	6	40.08
• Black Outer Jacket	HB03	9.84	69	8	43.34
• No Thermostat	HB04	13.12	92	9	46.78
• 2' Orange Cord	HB05	16.41	115	10	50.23
• 120V	HB06	19.69	138	12	52.44
• AUTOMATIC	HB07	22.97	161	13	55.80
	HB09	29.53	207	15	60.31
	HB12	39.37	275	17	83.35
	HB18	59.06	414	18	118.58



*Limited Quantities



EASY HEAT FREEZE FREE Pipe Heating System (Self Regulating)

Cut-to-length, Self-regulating Heating Cable. Construction includes grounding braid for plastic pipe applications. 3 Watts per foot at 50°F, 120Volts

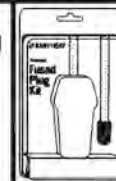
No	Wt/100'	PerFt	100'+
2302-EASY	5	2.43	2.25

ACCESSORIES-EASY HEAT FREEZE FREE SYSTEM



EH-38
On -38°
Off -50°

No.	Description	Wt	Each
EH38	Thermostat in Single Plug	3	25.71



FUSED PLUG KIT

(Disposable)
With One End Cap

No	Wt/10'	Each
10802	3	20.35

RX ROOF & GUTTER CABLE CUSTOM LENGTH

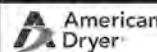
Melts the Snow & Ice Away



No.	Description	Wt	Each
088L1422	120v 5W-per-foot heat cable 250' Per Roll	1	3,416.91
088L0006	Cable to power lead kit	1	87.18
088L3002	Down spout protection plate	1	62.54
088L3001	50pc roof clips	1	204.67
088L1457	5 pack sealing ends	1	68.22
088L3045	DS-8C remote sensor control	1	1,220.46



HAND DRYERS



Made in the USA



Global GX Series

- Quiet, Compact & Affordable
- Durable Construction, Vandal Resistant
- Extremely Reliable and Maintenance Free
- 10 Year Manufacturer Warranty

No.	Description	Wt.	Each
GX1	White ABS	9	144.90
GX1-M	Steel White Epoxy	11	422.63

WARM TILES Floor Heating System

UL & CSA Listed

Warm Tiles System may be installed directly on sub-floor in thin-set material.

No	Description	Wt	Each
FGS	120V/240V Thermostat	16A Programmable	7 135.41
DFTCK	Slab Kit		6 15.37
DFT1011	9-13 Sq. Ft. Coverage	120V 1.1A	2 88.28
DFT1016	14-18 Sq. Ft. Coverage	120V 1.6A	3 102.08
DFT1022	19-26 Sq. Ft. Coverage	120V 2.2A	4 130.21
DFT1030	27-34 Sq. Ft. Coverage	120V 3.0A	5 157.83
DFT1039	35-42 Sq. Ft. Coverage	120V 4.0A	5 202.85
DFT1048	43-54 Sq. Ft. Coverage	120V 5.1A	6 238.98
DFT1079	73-82 Sq. Ft. Coverage	120V 8.5A	6 314.80
DFT1088	83-92 Sq. Ft. Coverage	120V 8.8A	7 339.08
DFT2053	48-55 Sq. Ft. Coverage	240V 2.6A	6 243.38
DFT2095	90-110 Sq. Ft. Coverage	240V 5.1A	10 357.94
DFT2137-EASY	131-145 Sq. Ft. Coverage	240V 7.5A	21 434.54
DFT2157	146-165 Sq. Ft. Coverage	240V 8.4A	13 477.52

Popular in Bathrooms



ExtremeAir GXT Series

- GreenSpec Listed, LEED Qualified
- 95% Savings over Paper Towels
- 3x Faster - Dries Hands in 10-15 Seconds
- Extremely Reliable and Maintenance Free
- Universal Voltage 120.208.240
- Can be adjusted to slow down to lower sound level



No.	Description	Wt.	Each
GXT9	White ABS	11	392.44
GXT9-M	Steel White Epoxy	11	422.63
GXT9-SS	Stainless Steel	14	489.04



- Accessories Available:
- Fixed Nozzles
 - Recess Kits
 - Splash Guards

Universal Adapter Kit available, call us for pricing.



170 Broad St., P.O. Box 305
Glens Falls, NY 12801-0305

www.dale-electric.com
email: info@dale-electric.com


TOLL FREE 1-800-462-7733
LOCAL 518-793-4927
FAX 518-793-4467

57

▲ WARNING: Some products may cause cancer or reproductive harm. See www.P65Warnings.ca.gov for more info ▲

MARKEL BASEBOARD HEATERS
2900 Series

Freight Extra Item



STAINLESS STEEL ELEMENT-ALUMINUM FINS
Dual Rated 240V/208V Element

No.	Color	Size	Watts	Wt.	Each	Per10
H2903024SW	White	24"	375/281	5	66.24	61.82
H2905028SW	White	28"	500/375	8	67.62	63.11
H2906036SW	White	36"	600/450	10	79.35	74.06
H2907040SW	White	40"	750/563	12	81.42	75.99
H2910048SW	White	48"	1000/750	14	96.60	90.16
H2912060SW	White	60"	1250/938	17	119.37	111.41
H2915072SW	White	72"	1500/1125	25	135.93	126.87
H2917084SW	White	84"	1750/1313	26	150.42	140.39
H2920096SW	White	96"	2000/1500	28	165.60	154.56
H2925120SW	White	120"	2500/1875	35	181.47	169.37

Freight Extra Item



STEEL ELEMENT-ALUMINUM FINS
Dual Rated 240V/208V Element

No.	Color	Size	Watts	Wt.	Each	Per10
H2903024S	Ivory	24"	375/281	5	66.24	61.82
H2905028S	Ivory	28"	500/375	8	67.62	63.11
H2906036S	Ivory	36"	600/450	10	79.35	74.06
H2907040S	Ivory	40"	750/563	12	81.42	75.99
H2910048S	Ivory	48"	1000/750	14	96.60	90.16
H2912060S	Ivory	60"	1250/938	17	119.37	111.41
H2915072S	Ivory	72"	1500/1125	25	135.93	126.87
H2917084S	Ivory	84"	1750/1313	26	150.42	140.39
H2920096S	Ivory	96"	2000/1500	28	165.60	154.56
H2925120S	Ivory	120"	2500/1875	35	181.47	169.37

STEEL ELEMENT-ALUMINUM FINS
120V Element

No.	Volts	Color	Size	Watts	Wt.	Each
E2903024SW	120	White	24"	375	5	64.03
E2905028S	120	Ivory	28"	500	8	65.37
E2905028SW	120	White	28"	500	8	65.37
E2906036S	120	Ivory	36"	600	10	76.71
E2906036SW	120	White	36"	600	10	76.71
E2907040SW	120	White	40"	750	12	78.71
E2910048SW	120	White	48"	1000	14	93.38
E2912060SW	120	White	60"	1250	17	115.39
E2915072SW	120	White	72"	1500	25	131.40

ACCESSORIES for 2900 Series

No.	Color	Description	Wt.	Each
CSW	White	Corner Section	1	38.69
LVRSW	White	Low Voltage Relay Section	1	104.72
LVRS	Ivory	Low Voltage Relay Section	1	104.72
DR115W	White	Duplex Recept. Sect.-15A, 120V	1	122.06
DR115	Ivory	Duplex Recept. Sect.-15A, 120V	1	122.06
SR220W	White	Transfer Switch-16A, 240V	1	187.43
SR220	Ivory	Transfer Switch-16A, 240V	1	187.43
TBS SPST	Clear	Built-in Thermostat 22A, 125-240VAC	2	45.36
TBD DPST	Clear	Built-in Thermostat 22A, 125-240VAC	2	58.03

RESIDENTIAL FORCED AIR ELECTRIC HEATING WITHOUT DUCTS



Built in thermostats sold separately.


9-1/4" Wide x 12-1/8" High x 3-5/8" Deep

No.	Color	Volts	Wattage Range	Wt.	Each	Stat.
303EX32RW	4" Surface Mount Sleeve - White			2	54.69	
HF3210RPW	White	240/208	1000/750	11	234.78	
HF3215RPW	White	240/208	1500/1125	11	234.78	
HF3220RPW	White	240/208	2000/1500	11	234.78	
HF3222RPW	White	240/208	2250/1688	11	234.78	
32T1	1-Pole Stat	120	---	1	53.36	
32T2	2-Pole Stat	240/208	---	1	60.70	
Below units have Built-In Thermostat Included						
E3210TRPW	White	120V	1000	12	256.80	1-Pole
E3215TRPW	White	120V	1500	12	256.80	1-Pole
HF3210T2RPW	White	240/208	1000/750	11	272.14	2-Pole
HF3215T2RPW	White	240/208	1500/1125	11	272.14	2-Pole
HF3220T2RPW	White	240/208	2000/1500	11	272.14	2-Pole
HF3222T2RPW	White	240/208	2250/1688	11	272.14	2-Pole



KICKSPACE HEATERS

22-3/8" Long
3-5/8" High
11-1/2" Deep



TSH20J
• Multi Watt & Volt
• 120/208/240V
• 750/1000/1500/2000W

NU 112
• Multi Watt
• 120V
• 240/750/1500W

NU 114
• Multi Watt & Volt
• 120/240V
• 750/1500W

No.	Description	Wt.	Each
TSH20J	Markel Heater	16	374.19
TSH1TX	1-Pole Thermostat	1	87.38
NU 112	NuTone Heater	16	252.00
NU 114	NuTone Heater	12	224.26

RESIDENTIAL FORCED AIR ELECTRIC HEATING WITHOUT DUCTS HEATERS WITH BUILT-IN THERMOSTAT



14-3/16" Wide x 19-15/16" High x 4" Deep

No.	Watts	Volts	Wt.	Each	6+
HF3315TSRP	3000/2250	240/208	17	525.60	489.35
HF3316TSRP	4000/3000	240/208	22	525.60	489.35
H3317TSRP	4800	240	22	534.27	497.42

FAN FORCED PORTABLE UNIT HEATERS

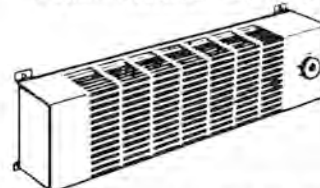
• 240V or 208V
• Finned Steel Tubular Heating Element
• 6' Cord with Molded Plug
• 35°F - 85°F Control
• Swivel Base



HF5848TC

No.	Watts	Max BTU's	Wt.	Each
HF684TC	4000	13652	20	423.55
HF685TC	4800	16384	20	444.89
HF686TC	5600	19107	20	498.25
HF5848TC	4800	15086	20	338.17

PUMP HOUSE HEATER



For pump house, utility room, construction shed, etc. Aluminum finned heating element, heavy gauge steel case, baked enamel finish. Auto thermostat maintains 40°-90°. Limited one-year warranty.

No.	Watts	Volts	Wt.	Each
RPH15A	500	120	5	218.78

ELECTRIC BASEBOARD



Take the chill out of any room with our most popular baseboard heater. Enjoy the simple warmth of reliable, quiet convection heat.



- Practical design is ideal for new construction and built to last
- Easy installation with pre-punched markings at 1-inch intervals
- Universal wiring available at either end
- Proven construction helps maximize surface area and funnel heated air
- Place under a window for best results
- Silent operation with no moving parts

40°F to 85°F

Freight Extra Item

No.	Color	Description	Watts	Volts	Amps	Wt.	Each
2F500-1W	White	30" Baseboard	500	120	4.2	6	44.74
3F750-1W	White	36" Baseboard	750	120	6.3	7	51.56
4F1000-1W	White	48" Baseboard	1000	120	8.3	9	60.96
6F1500-1W	White	72" Baseboard	1500	120	12.5	12	84.84
2F350W	White	24" Baseboard	350/263	240/208	1.3/1.5	8	44.74
2F500	(W) White, (A) Almond	30" Baseboard	500/375	240/208	2.1/1.8	6	44.74
3F750W	White	36" Baseboard	750/563	240/208	3.1/2.7	7	51.56
4F1000W	White	48" Baseboard	1000/750	240/208	4.2/3.6	9	60.96
5F1250W	White	60" Baseboard	1250/937	240/208	5.2/4.5	10	74.70
6F1500W	White	72" Baseboard	1500/1125	240/208	6.3/5.4	12	84.84
8F2000	(W) White, (A) Almond	96" Baseboard	2000/1500	240/208	8.3/7.2	16	103.04
8F2025W	White	96" Baseboard, Dual Wattage	2500/2000	240	10.4/8.3	18	132.90
8F2500W	White	96" Baseboard	2500/1875	240/208	10.4/9.0	18	124.18
BTF1	(W) White, (A) Almond	Built-in thermostat kit, SP	—	120/208/240	22	1	19.35
BTF2	(W) White, (A) Almond	Built-in thermostat kit, DP	—	120/208/240	22	1	31.01

GARAGE/WORKSHOP HEATER



- Universal mounting bracket for ceiling or wall
- Built in thermostat
- 41° - 109° F
- 1 year warranty
- 6' cord
- Nema 6-20p plug
- Stainless steel element
- 300 CFM
- Grey

No.	Watts	BTU	Volts	Wt.	Each
CGWH4031G	4000	13648	240	1	202.68

GARAGE/WORKSHOP HEATER



- 6-foot cord
- Standard NEMA plug (6-30P)
- Grey Color
- Built-in thermostat
- Double pole, 5-57°C (41-135°F)
- 1-year warranty

No.	Watts	BTU	Volts	CFM	Wt.	Each
DCH4831LG	4800	16377	240	300	15	147.62

COM-PAK COMPLETE BATH HEATER



- Built-in thermostat
- 60-minute auto-timer
- White color

No.	Watts	BTU	Volts	Wt.	Each
CBC103TW	1000	3415	120-240	8	196.90

COM-PAK WALL HEATER

Twin Heater



Single Heater
CSC

- Powder coating finish resists fading and abrasion
- Robust 22 gauge steel construction
- Coil elements designed for rapid heat up
- 2-year warranty on complete unit

W=White
A=Almond



CSTC302T(W/A)
CSTC402T(W/A)

No.	Watts	Volts	Amps	BTU	Wt.	Each
CSC101W	1000	120	8.3	3415	7	128.93
CSC151W	1500	120	12.5	5120	7	128.93
CSC102W	1000/750	240/208	4.2/3.6	3415/2560	7	128.93
CSC122W	1500/2000	240/208	5.2/4.5	6824	7	177.39
CSC152TW	1125/1500	240/208	6.3/5.4	3838/5118	7	144.37
CSC202W	2000/1500	240/208	8.3/7.2	6825/5120	7	128.93
CSC202TW	2000/1500	240/205	8.3/7.2	6825/5120	7	144.37
CSC202TA	1250	240/208	—	3412	—	37.66
CSTC302TW	3000/2250	240/208	11	10240/7680	12	251.09
CSTC402TW	4000/3000	240/208	14	13650/10240	12	251.09
CUH05B31TG	2000/5000	240/208	—	17060/12795	17	229.85
CTT1W	Thermostat Kit SP	120/208/240	22	—	1	13.93
CTT2W	Thermostat Kit DP	120/208/240	22	—	1	32.63
CTT2A	Thermostat Kit DP	120/208/240	22	—	1	31.92
CCSMW	Surface Wall Mount Can	—	—	—	4	77.94
CCSMA	Surface Wall Mount Can	—	—	—	4	85.36

UNDER CABINET HEATER



Watts	Volts
450	120
900	120
1350	120
1800	120
900/675	240/208
1800/1350	240/208

- Provides floor warming without major renovations
- Superior enclosed element provides long life and safety
- Requires wall thermostat or built-in thermostat kit (not included)
- 80 CFM Airflow
- Dimensions: 22-1/8" W x 3-1/2" H x 9-1/2" D

No.	Watts	Volts	Trim	Description	Wt.	Each
UC101B	1000	120	Black, White	Under Cabinet Heater	14	283.43
UC101W	1000	120	White	Under Cabinet Heater	14	263.43
UCH183T	450 - 1800	120, 240/208V	Black, White	Under Cabinet Heater	14	205.98

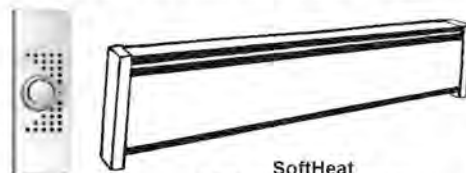
PORTABLE ELECTRIC BASEBOARD HEATER



- Built in thermostat
- White finish
- 2 year warranty
- 40° - 85° F
- 6' Cord

No.	Length	Watts	BTU	Volts	Wt.	Each
4P1500W	49"	1500	5120	120	8.5	118.12

CADET/INTERTHERM PERMANENT BASEBOARD HEATERS



EBKN-W

SoftHeat
Self Contained Hot Water
Color-White
9-1/2"H x 3-1/4"D

No.	Length	Watts	BTU	Wt.	Each	6+
EBHN500W	35"	500	1706	17	240.42	222.19
EBHN750W	47"	750	2559	22	278.62	257.48
EBHN1000W*	59"	1000	3412	27	323.45	298.91
EBHN1250W*	71"	1250	4265	33	368.00	340.08
EBHN1500W*	83"	1500	5118	38	395.79	365.77
EBKNW	Double Pole Thermostat, White	—	—	—	52.51	—
EPN1500W	59"	1500	5120	20	248.60	213.08

Replacement Elements Available



170 Broad St., P.O. Box 305
Glens Falls, NY 12801-0305

www.dale-electric.com
email: info@dale-electric.com

TOLL FREE 1-800-462-7733
LOCAL 518-793-4927
FAX 518-793-4467

THERMOSTATS & CONTROLS

MEARS THERMOSTAT



M6 Series Without Thermometer **M6 Series With Thermometer**

45°-75° Calibrated in degrees, pigtail leads

- Set point range 50° F to 90° F
- 22 Amp Capacity
- Controls up to 120-208V, 240-277V

No.	Type	Color	Wt.	Each
M601	SP	Ivory	1	21.68
M601W	SP	White	1	21.68
M601WT	SP w/thermometer	Ivory	1	23.13
M601W-WT	SP w/thermometer	White	1	23.13
M602	DP	Ivory	1	23.85
M602W	DP	White	1	23.85
M602WT	DP w/thermometer	Ivory	1	25.38
M602W-WT	DP w/thermometer	White	1	25.38
M600S	2 Circuit	Ivory	1	32.63
T522-A	DP	Almond	1	20.73
T522-W	DP	White	1	22.18

HONEYWELL WALL THERMOSTATS



T410

T498

40 to 85 Degree Range Line Voltage

22 Amp Capacity 120-240V

No.	Description	Color	Wt.	Each
T410A1013/U	Single Pole	White	1	27.36
T410B1004/U	Double Pole	White	1	33.40
T498A1778/U	Single Pole	Beige	1	66.50
T498B1553/U	Double Pole	Beige	1	64.02

COOLING THERMOSTAT



- 120-240V, 22 Amp Capacity
- 50-90 Temperature Range
- Single Pole
- UL/SA Listed

No.	Amps	Color	Wt.	Each
ET9SRTS	22	White	1	30.02

CADET NON-PROGRAMMABLE ELECTRONIC THERMOSTAT

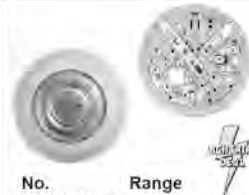


- 240/208V
- Celsius or Fahrenheit
- Double Pole
- UL/SA Listed

No.	Watts	Color	Wt.	Each
TEN362DW	3600	White	1	65.69

HONEYWELL

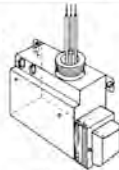
Heating/Cooling Thermostats With Heat Anticipation
24 Volts



No.	Range	Type	Wt.	Each
T87K1007/U	40-90	Heat Only	1	63.09
Q539A1014	Base for T87F	Heating Cooling	1	11.50

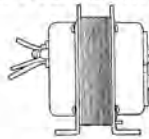
ELECTRIC HEATING RELAY

24 Volt Secondary



No.	Type/Primary	Wt.	Each
25-120	SPST-120V	2	89.90
25-240	SPST-240V	2	85.55
24A06G1-240V	2 Circuit-240V	2	159.50
24A05A1	1 Circuit-120V	2	174.09
R8246A1038/U	2 Pole Elec Heat	2	115.15
T631C1103	Agriculture Temp	2	95.00

TRANSFORMERS



No.	Primary Volts	2nd Volts	Output	Wt.	Each
AT72D1683	120	24	40VA	2	55.72
AT150A1007-24V	120/208/240	24	50VA	2	20.85
TT7752	120/208/240/480	24	75VA	2	52.61
AT175A1008-24V	120/208/240	24	75VA	2	51.46

Digital Programmable Thermostat

White~Rogers

- MV - 30 VAC 50/60 Hz. or D.C.
- 0.5 to 1.0 Amps Loads/Terminal
- 1.5 Amps Maximum Total Load
- Setpoint Temp Range = 45°-90°F
- Operating Ambient Temp Range = 32° - 105°



No.	Wt.	Each
1F78-151	1	46.69

VISION PRO 8000 WIFI PROGRAMMABLE THERMOSTAT



Honeywell

Connects Wi-Fi Network to Honeywell's Total Connect Comfort Services to remotely control levels & manage energy costs for residential or commercial use.

Up to 3 Heat / 2 Cool Heat Pumps or 2 Heat / 2 Cool Conventional. Compatible with Caseta Wireless and Samsung Smart Things Systems by Leviton. No hub required.

No.	Description	Wt.	Each
TH8321WF1001/U	Remote 4 1/16" Touch Screen Thermostat	1	160.00

SCREW-IN

Gasket Included



No.	Watts	Volts	Wt.	Each	10+
SG1153	1500	240	1	13.12	12.22
SG1253	2500	240	1	13.78	12.83
SG1353	3500	240	1	13.92	12.96
SG2457*	4500	240	1	18.27	17.01
SG1153L	1500	120	1	12.54	11.68
SG1203L	2000	120	1	12.54	11.68

BOLT-IN

Gasket Included



Replacements for elements with 2-1/2" square flanges and 4 bolt holes on 1-49/64" bolt centers.

No.	Watts	Volts	Wt.	Each	10+
TG1153	1500	240	1	12.40	11.54
TG1203	2000	240	1	12.40	11.54
TG1253	2500	240	1	8.56	7.97
TG1303	3000	240	1	12.98	12.08
TG1453	4500	240	1	14.65	13.64
TG2603	6000	240	1	17.33	16.13
TG2603-208	6000	208	1	24.14	22.48

THERMOSTAT GUARD

Clear Plastic Guard with solid base and ring with lock.



443

No.	Size (LxWxD)	Wt.	Each
443-Guard	3-7/8 x 4-3/8 x 2-1/2	2	17.98
853-Guard	6-3/8 x 3-1/2 x 3-1/4	2	20.37

INTERMATIC FREEZE PROTECTION THERMOSTAT



Protects pool and spa equipment and plumbing against freeze damage

- 120/240 VAC Installation
- 1.5/3 HP
- 34/1000-Inch drawn steel
- Electrostatically coated

No.	Description	Wt.	Each
PF1103	Thermostat Only	3	203.62
PF1103T	Timer and Thermostat	4	310.96

HIGH LIMIT CONTROLS



40Amps @120-240 V.A.C. 25Amps @241-480 V.A.C.
Can be screw mounted or clamp mounted to water heater. Will automatically cutoff when water temperature reaches 190°F ±5°

No.	Wt/10	Each	10+
66T4490	2	14.14	13.16

THERMOSTATS

6000W @208,240, 480V A.C.
3000W @ 120V A.C.

Can be screw mounted or clamp mounted to water heater. Available in single or double throw. Both have temperature range of 120°F to 170°F.



No.	Type	Wt.	Each	10+
59T4190	DT	1	20.01	18.63

60

170 Broad St., P.O. Box 305
Glens Falls, NY 12801-0305

www.dale-electric.com
email: info@dale-electric.com

TOLL FREE 1-800-462-7733
LOCAL 518-793-4927
FAX 518-793-4467



▲ WARNING: Some products may cause cancer or reproductive harm. See www.P65Warnings.ca.gov for more info ▲

EMERGENCY LIGHTING

LED EXIT SIGN



- Compact, Low Profile Design
- Push to Test Switch in Battery Backup Units
- 120 or 277 VAC Operation
- Charge Rate/Power On LED Indicator Light
- Consumption less than 4 Watts for Red Letters - less than 2 Watts for Green
- LED Lamp Life of 25 Years Plus
- Listed for Damp Location
- Mounting for Side or Top Installation
- Ni-CAD Battery on Battery Backup Units

No.	Description	Wt.	Each
73010	Red LEDAC Only	5	21.98
73012	Red LED Battery Backup	10	22.93
73014	Green LEDAC Only	5	29.33
73016	Green LED Battery Backup	10	30.25
73512-M	Self-Diag Red Battery Backup	4	53.28

COMBO LED EXIT EMERGENCY LIGHT

- Combo LED Exit Sign / Emergency Lighting
- Push to Test Switch
- Automatic Low Voltage Detection
- Fully Adjustable Glare-Free LED Lamps
- 3.6 Volt Sealed Ni-Cad Rechargeable Batteries
- Damp Location Rated
- 5 Year Warranty



73432-M

1. High Output Lumens
2. High Output & Remote head capable
3. High Output + Remote & Self Diagnostic

No.	Description	Lumens/Head	Type	Wt.	Each
73040	Red LED Combo	33	1	1	43.40
73041	Red LED Combo/Black	33	1	1	50.40
73050	Red LED Combo	76	1	1	72.80
73052	Green LED Combo	76	1	1	77.00
73054	Red LED Combo	76	2	1	70.00
73056	Green LED Combo	76	2	1	84.00
73538	Green LED Combo	76	3	1	96.60
73432-M	Square Red LED Combo	76	3	1	53.14

LED EMERGENCY LIGHTS

- High Output
- Remote Capabilities
- Fully Adjustable LED Lamp Heads
- Injection-Molded, UV-Stabilized
- Thermoplastic Housing - White
- Snap-Together Construction
- 120 / 277V
- Maintenance-Free
- 90 Minutes of Emergency Power
- UL 924 Damp Location Listed
- 3.6 Volt Ni-Cad Rechargeable Battery
- 5 Year Warranty



73112 73522
73114



73424-M



73118 73119

No.	Style	Lumens/Head	Length	Depth	Height	Wt.	Each
73112	Prism	76	9"	2.75"	4-3/4"	10	33.60
73114*	Prism	76	9"	2.75"	4-3/4"	10	42.00
73118	White	33	9"	2.75"	4-3/4"	10	23.80
73119	Black	33	9"	2.75"	4-3/4"	10	30.80
73522-M	Self Diagnostic	33	9"	2.75"	4-3/4"	10	39.20
73424-M	Square LED	76	9"	2.75"	4-3/4"	10	27.30

*Models 73114 & 73524 have remote capabilities for up to 2 Additional LED Remote Lamp Heads.

ROUND LED EMERGENCY LIGHT REMOTE HEADS



73116



73117



73127

- Use only with LED Exit, Emergency & Combo Remote Capable Units
- Weatherproof Styles are Sealed for Use in Damp and Wet locations
- Fully Adjustable Lamp Heads
- Housing Color: White
- Do not use LED Remote Lamp Heads with incandescent Fixtures
- Use only with the following LED Exit/Emergency Fixtures: 73022-73025, 73054-73057, 73114-73115, 73370, 73426-73427, 73442-73445, 73524, 73516-73518, 73536-73538

No.	Style	Width	Depth	Height	Wt.	Each
73116	Single Head	4.50"	2.75"	4.5"	10	15.16
73117	Double Head	6.50"	2.75"	4.75"	10	22.53
73126	Single Head Weatherproof	4.53"	4.53"	5.79"	10	17.75
73127	Double Head Weatherproof	7.38"	4.53"	6.53"	10	29.78

OUTDOOR COLD WEATHER & WET LOCATION

Perfect for Outdoor, Commercial & Industrial Facilities



No.	LED Color	Volts	Housing	Wt	Each
73386	Red	120/277	White	6	154.00
73387	Red	120/277	Black	6	154.00

Reduce your Electric Bill

up to **10%**

National Grid, NYSEG, RG&E, Con Edison, Central Hudson in New York and in throughout Massachusetts



Scan this code with your phone for more info!

OUTDOOR COLD WEATHER WET LOCATION LED EMERGENCY

Remote Capable

- Fully adjustable, glare-free LED lamp heads
- LED Life Expectancy is more than 10 years



No.	Housing	Volts	Wt	Each
73370	Poly-Carbonate	120/277V	4	217.00



170 Broad St., P.O. Box 305
Glens Falls, NY 12801-0305

www.dale-electric.com
email: info@dale-electric.com

TOLL FREE 1-800-462-7733
LOCAL 518-793-4927
FAX 518-793-4467

61

⚠ WARNING: Some products may cause cancer or reproductive harm. See www.P65Warnings.ca.gov for more info ⚠

PORCELAIN LAMPHOLDER

PORCELAIN KEYLESS LAMPHOLDER LEVITON Brand



660W, 250V

No.	Description	Wt/100	Each	Per100
49875-2	6" Leads	66	2.54	2.38

PORCELAIN PULL CHAIN LAMPHOLDER LEVITON Brand



* Morris Brand
660W, 250V

No.	Description	Wt/100	Each	Per100
29816-C2	6" Leads	85	5.85	5.27
82112*	Screw Terms.	82	2.90	2.80

PORCELAIN PULL CHAIN 3-WIRE OUTLET LAMPHOLDER LEVITON Brand

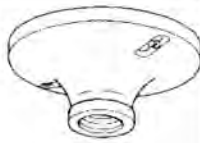


660W, 250V

No.	Description	Wt/100	Each
9726-C	Screw Terms.	84	10.54

ALLIED MOULDED LAMPHOLDER

ALLIED MOULDED KEYLESS LAMPHOLDER



Fits 3-1/4", 3-1/2", 4" Outlet Boxes
660W, 250V

No.	Description	Wt/100	Each	Per48
LH-11P	4 Terminal Screws	39	2.66	2.41
LH-11WP	6" Wire Leads	42	3.47	3.15

ALLIED MOULDED PULL CHAIN LAMPHOLDER



Fits 3-1/4", 3-1/2", 4" Outlet Boxes
660W, 250V

No.	Description	Wt/100	Each	Per48
LH-12P	4-Termin Screw	42	4.82	4.37
LH-12WP	6" Wire Leads	42	5.52	5.00

ALLIED MOULDED PULL CHAIN 3-WIRE OUTLET LAMPHOLDER



Fits 3-1/4", 3-1/2", 4" Outlet Boxes
660W, 250V

No.	Description	Wt/100	Each	Per48
LH-13P	Plastic	54	6.83	6.19

LED DECORATIVE STRING LIGHTS



INDOOR & OUTDOOR RATED

- LED 24 foot LED String light
- Includes 12 One Watt LED filament bulbs (58021)
- Black Cord & Hardware
- 120V
- Linkable up to 30 strings (720')
- Includes waterproof plug
- Great for restaurants, patios, tents, gardens and more!

No.	Length	Lumens	Color	Wt.	Each
S8020	24'	100	2700K	4	41.95

LED CONSTRUCTION SITE LIGHTING & OUTDOOR LIGHTING



No.	Watts	Lumens	Color Temp	Wt.	Each
S38939	60	6000	5000K	3	92.95
S38946	100	10000	5000K	4	122.95
S38975	150	15000	5000K	5	149.95

STRING-O-LIGHTS



Twist-On Socket designed for easy lamp positioning on the wire. Yellow plastic Flip-Open Guard makes bulb replacement a snap.

Ten Sockets, Ten Guards, and 100 feet of 14AWG Std. CU.

No.	Description	Wt	Each
HDTL02TW0100	Heavy Duty	8	107.25
GARDYE	Reprmnt Guard	1	1.43

LED CONSTRUCTION STRING LIGHTS

5 CONNECTED LAMPS



- Linkable up to 6 sets
- Water & dust proof
- Replaces 5-75W lamps

No.	Length	Watts	Lumens	Color Temp	Wt.	Each
S28976	50'	50	6000	5000K	4	141.95

10W LED FLOODLIGHT

Battery Powered
Easy USB Charging
Cable Included
Over 600 Lumens
3hr Lithion-ion battery Built in



No.	Description	Wt	Each
TKG01	Flood Light	2	39.20

LED CLOSET LIGHT

GUARD & LAMPHOLDER



120V



No.	Description	Wt.	Each
72530	Closet Light 9W	1	22.60
72531	With pull chain 9W	1	30.17
72532	Replacement 9W LED Lamp	1	13.19
9850-LED	LED Closet Light 10W	1	5.85
9852-LED	With pull chain 10W	1	34.50
9855-LED	LED 10W Replacement Bulb	1	20.78

PULL CHAIN LIGHT FIXTURES

ALLIED MOULDED



Closet Light/ Utility Light



Diameter: 5.06"
Assembly Height: 3.04"
Material:
Base - Thermoset Urea Formaldehyde
Cover - Polycarbonate
Bulb - GU24 2-pin base mount
10,000 Watt Lamp Life
Ideal for attics, basements, closets, and garages.
13 Watt = 60 Watt Incandescent

No.	Description	Wt	Each
LH-CFL1	Light	9	13.00
LH-CFL2	Light w/ pull chain	11	19.00

62

170 Broad St., P.O. Box 305
Glens Falls, NY 12801-0305

www.dale-electric.com
email: info@dale-electric.com

TOLL FREE
LOCAL
FAX

1-800-462-7733
518-793-4927
518-793-4467



⚠ WARNING: Some products may cause cancer or reproductive harm. See www.P65Warnings.ca.gov for more info ⚠

LED HIGH BAY LIGHTING

60W LED MULTI-BEAM UTILITY LIGHT



- 100-277 Volts
- Equal to 500 Watt Incandescent
- Medium Base
- 3 Year Warranty
- Rated 50,000 Hours

3 Panels that can be adjusted to allow you to direct light in any direction

No.	Watts	Lumens	Color	Wt.	Each
S13118	60	5880	4000K	2	31.95

HI-PRO 360 LAMPS

2 Panels that can be adjusted to allow you to direct light in any direction



Screws into a mogul base socket

- 100-277 Volts
- Lumens: 10,500
- Dimmable
- 5 Year Warranty
- Rated 50,000 Hours

Accessories Available:
• Photo • Motion • Wifi

No.	Watts	Color	Wt.	Each
S13122	70	5000K	3	144.95

HIGH LUMEN MULTI-BEAM INDUSTRIAL LED LAMPS

Screws into a standard med. base socket



5 Panels that can be adjusted to allow you to direct light in any direction

- 100-277 Volts
- 5 Year Warranty
- Rated 50,000 Hours
- Equal to 500 Watt Incandescent

No.	Watts	Lumens	Color	Wt.	Each
S39751	40	5600	5000K	2	70.95

GARAGE LIGHT

MaxLite



- Volts: 120
- Lumens: 5400
- Color: 5000K
- Damp Location Rated
- Warranty: 1-Year
- Includes Chain, J-Hook, Cord & Switch
- 4 Adjustable Panels move up to 90°
- Can daisy-chain units

No.	Watt	Wt.	Each
GL-054UB50	54	2	20.93

LED Retrofit Hi-Bay Lamps

- Retrofit for HPS & MH Area Lamps
- E39 Mogul Base - 360° Rotatable
- Lumileds L130 LEDs
- 120-277VAC
- Beam Angle: 90° X 150°
- IP64 Wet Location Rated
- 5 year Warranty



No.	Watts	Lumens	Housing		Replaces		
			Color	Color	Metal Halide	Wt	Each
70614	54	5672	Black	5000K	150W	2	84.00
70615	75	8615	Black	5000K	175W	2	105.00
70616	95	10622	Black	5000K	250W	3.5	112.00
70617A	115	12819	Black	5000K	400W	3.5	140.00

40 WATT LED POST TOP LIGHT For Use in Light Posts



- 100-277 Volt
- Medium E26 Base
- 300W Incandescent Equivalent
- 175W HID Equivalent
- Non-Dimmable
- Length 8.27"
- Diameter 9.25"
- Damp Location Rated
- 5 Year warranty
- 50,000 Hours Rated

No.	Watts	Lumens	Color	Wt	Each
S9779	40	5000	3000K	2	74.95

HID REPLACEMENT



- Retrofit for HPS & MH Hi-Bay Lamps
- E39 Mogul Base
- 120-277VAC
- Beam Angle: 360° X 160°
- IP65 Wet Location Rated
- 5 year Warranty

Mogul Extended Base

No.	Watts	Lumens	Color	Replaces		
				Metal Halide	Wt	Each
71748A	80	9,893	5000K	250	1	103.50
S13112	80	10,000	4000K	250	2	61.95
S13114	130	16,300	4000K	400	3	93.95
S13115	130	16,300	5000K	400	3	93.95

GENERAL PURPOSE RETROFIT LAMPS

- 120-277VAC
- Ideal for outdoor use
- UL listed for damp locations
- 50,000+ Hour Life Expectancy



No.	Base	Watts	Lumens	Color	Replaces		
					Metal Halide	Wt	Each
HID20/850/MV/LED	E26	20	2,100	5000K	70	1	75.90
70601A	E26	36	3,852	5000K	100	1	37.80
70601B	E26	36	4,450	5000K	75	1	40.02
70602A	E26	54	5,810	5000K	175	1	35.00
70606-M	E39	36	3,677	5000K	100	1	49.00
70619A	E39	36	3,852	5000K	100	1	30.80
HID40H/850/MV/E39/LED	E39	40	6,000	5000K	175	1	75.90
70618A	E39	45	4,891	5000K	150	1	35.00
70607	E39	54	5,536	5000K	175	1	35.00
70604B	E39	100	11,746	5000K	400	1	96.60
70605B	E39	120	14,404	5000K	500	1	122.82

LED RECESSED ULTRA THIN CANOPY LIGHT

WET LOCATION RATED



71622
71624



71620



KT-CLED40-S1-850-VDIM
KT-CLED25PS-S1-8CSB-VDIM*
*Built-in Photo Eye



CDLX-LG-30-80W-50K
for 9'-16' Mtg. Ht.
71601B, 71603C, 71609C

- 0-10V Dimming
- UL Listed for Damp Locations
- 120-277V
- IP65 (Dust & Water NEMA 4x Water Tight)
- Stainless Steel Hardware
- Corrosion Resistant Die Cast Aluminum Housing

No.	DLC	Warranty Hours	Watts	Lumens	CRI	Beam Angle	Color Temp	Length	Width	Wt.	Each
KT-CLED25PS-S1-8CSB-VDIM	Premium	5Y, 100K	15/20/25	2100/2800/3500	80	160	3K,4K,5K	8"	8"	6	116.13
CDLX-LG-30-80W-50K	Listed	7Y, 70K	30/40/60	4300/5600/7800/9650	80	150	5000K	12"	12"	6	170.35
KT-CLED40-S1-850-VDIM	Premium	5Y, 100K	40	5,600	80	160	5000K	8"	8"	6	111.93
71622	Listed	5Y, 50K	40	4,402	70	136	5000K	8-3/4"	8-3/4"	6	142.80
71624	Listed	5Y, 50K	60	6,100	70	136	5000K	8-3/4"	8-3/4"	6	151.20
71620		Recess Mount Trim for 71622 & 71624									
71601B	Listed	5Y, 50K	45	5,000	70	140	4000K	9-5/8"	9-5/8"	6	82.80
71603C	Listed	5Y/50K	30/40/50	6500 Max	70	160	3K,4K,5K	10	10	6	98.00
71609C	Listed	5Y/50K	45/60/75	9750 Max	70	160	3K,4K,5K	10	10	7	117.30



170 Broad St., P.O. Box 305
Glens Falls, NY 12801-0305

www.dale-electric.com
email: info@dale-electric.com

TOLL FREE 1-800-462-7733
LOCAL 518-793-4927
FAX 518-793-4467

63

▲ WARNING: Some products may cause cancer or reproductive harm. See www.P65Warnings.ca.gov for more info ▲

PRE-WIRED FLOODLIGHT KIT
with Motion Sensor



300W Capacity.
Lamps not included.

No.	Color	Wt	Each
LU300	Bronze	5	42.35
LU300W	White	5	42.35

GOTCHA FLOODLIGHT



Vandal Resistant Grill • 6000V Surge Protection
5 Year Warrantee

No.	Watts	Color	Wt	Each
GT500R	500	Black	1	103.60
GT500RW	500	White	1	103.60

MOTION DETECTOR



110 Degree Field.
Manual Override.
300W Capacity.
Auto Test Logic.

No.	Field	Color	Wt	Each
LS300	110	Bronze	1	37.45
LS300W	110	White	1	37.45
STL360W	360	White	2	120.05

UNIVERSAL MOUNTING PLATE



Weatherproof

No.	Color	Wt	Each
CU4	Gray	1	10.50
CU4A	Bronze	1	10.50
CU4W	White	1	10.50

MINI OUTDOOR MOTION SENSOR

500W incandescent
240W Fkuorscent



Surge protected
180°detection pattern
LED "on guard" indicator
Protected manual override
w/ auto reset after 8 hours or at dawn

No.	Color	Wt	Each
SMS500	Bronze	1	72.80

CEILING MOUNT OCCUPANCY SENSOR



360° view Super Ceiling Sensor with Triple Overlapping Coverage for super sensitivity. Integral 30A power pack. Covers 2152 square feet at 9' height. White finish. 120 Volts.

No.	Volts	Wt	Each
LOS2500/120	120	3	79.80

LANDSCAPE MOUNTING POST

- PVC post for landscape lighting
- Post is 2-1/2" pipe (2-7/8" O.D.)
- 19" Long In-ground stabilizing grid included



No.	Color	Wt	Each
MP17B	17" Black	2	34.30
MP19B	19" Black	2	37.45

STEALTH SENSOR FLOOD LIGHTS

Temperature compensation
6000 volt surge protection
LED detection & "on guard" indicator
Protected manual override with auto reset



STL360HB



STL360



STL110



STL360HBW/L

No.	Color	Wt	Each
SL500	White	1	80.85

MOTION DETECTOR CONVERSION KIT



- Deactivates lights during daylight
- Fully adjustable for 24 hour operation
- 180° detection with tilt-down adjustment
- 5 second to 15 minute time adjustment.
- 5-Year manufacturer warranty.
- 500W incandescent 240W Fkuorscent

LED 2 BULLET HEAD SECURITY LIGHT



Photo Cell
5000 Hours
Rated LEDs

180° Detection
Motion Sensor

No.	Color	Watts	Lum	Color Temp	Wt	Each
65-711	White	20	1,900	3K	3	75.99
65-713	Bronze	20	1,900	3K	3	75.99
65-715	Black	20	1,900	3K	3	75.99
LSR-2030-AP-W	White	20	1,954	3K	2	50.90
LSR-2030-AP	Black	20	1,954	3K	2	48.00
LSR-2050-AP	White	20	1,954	5K	2	48.00
LSR-2050-AP	Black	20	1,954	5K	2	48.00
No Motion Sensor						
72580A	Bronze	20	1,900	5K	2	43.40

No.	Housing Color	Dimensions	Watts	Voltage	Wt	Each
STL200	Bronze	5"x5"x3.5"	1000	120	1	111.65
STL360	Bronze	4.75"x3"x4.41"	1000	120	3	120.05
STL360W	White	4.75"x3"x4.38"	1000	120	2	120.05
STL360HB*	Bronze	14"x7.5"x9.5"	1000	120	3	240.80
STL360HBW/L	White	15.5"x 5.5"x8.5"	38	120	2	262.50
STL110	Bronze	5"x5"x3.5"	1000	120	2	107.10
STL110W	Bronze	5"x5"x3.5"	1000	120	2	99.00

*6000 Volt Surge Protection

MOTION SENSORS WITH LED LIGHTS
PHOTO CONTROLS BUILT IN



72582

73210
73211

72562
2x12 watts

72566
12 watts

72570A

No.	Description	Housing Color	Lighting Color	Watt	Lumen	Voltage	Wt	Each
72582B	Sensor Only	Bronze	----	----	----	120/240	1	20.70
72583A	Sensor Only	White	----	----	----	120/240	1	26.08
73210	Uses 2 Lamps	Bronze	----	----	120	2	25.20	
73211	Uses 2 Lamps	White	----	----	120	2	25.20	
72566	1 Head	Bronze	5000K	12	1030	120	2	37.13
72562A	2 head	Bronze	3000K	24	2060	120/277	3	70.00
72568A	2 head	Bronze	5000K	24	2060	120/277	3	70.00
72569A	2 head	White	5000K	24	2060	120/277	3	70.00
72564	3 Head	Bronze	3000K	36	3090	120/240	4	70.00
72570A	3 Head	Bronze	5000K	36	3090	120/277	4	77.00



LED AREA LIGHT W/ PHOTOCELL



Color Temp Selectable
3K/4K/5K
120/277 Volts

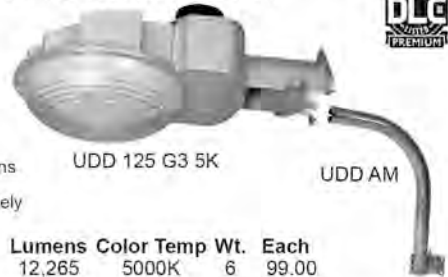
IP65: Wet Location Rated
Dimmable Built-In Surge Protection
5-Year Warranty
Bronze Finish
UL Listed

No.	Color	Watts	CRI	DLC	Lumens	Color	Wt.	Each
65-244	Black	25	80	No	2200	4000K	3	53.99
65-245	Black	25	80	No	2200	5000K	3	53.99
65-686	Bronze	60	70	Premium	8400-9600	3K/4K/5K	5	146.99

DUSK TO DAWN LIGHT



Photo Cell Included



- 120/240/277V
- CRI:70
- -40° to 104° Temp
- Mounting Height 12' - 20'
- 10 Year Warranty
- UL Listed for Damp Locations
- DLC Listed
- Mounting Arm Sold Separately

No.	Watts	Lumens	Color Temp	Wt.	Each
UDD 125 G3 5K	90	12,265	5000K	6	99.00
UDD AM	Mounting Arm			2	15.50



GOOSENECK FLOODS with Photo Cell



- 120/240/277V
- CRI:80
- Aluminum Housing
- Head Swivel: 210°
- Surge Suppression 400V
- Beam Angle: 95°
- 5 Year Warranty
- Photo Cell Included & Photo Control On/Off Switch
- With Dimable Driver
- -22° to 158° Temp



No.	Color	Size	Watts	Lumens	Color Temp	Wt.	Each
75118A	Black	14"	40	4800	3000K	4	65.00
75119B	Bronze	14"	35	4824	31415K	4	84.00
75123B	White	14"	35	4824	4000K	4	84.00
75121B	Black	14"	35	4824	31415K	4	84.00

DUSK TO DAWN LIGHT



- LED Area Light for Safety/Security Lighting
- Color Temp: 5000K Cool White
- Voltage: 120-277VAC
- Includes optional use 21" 90° mounting arm
- Stainless Steel Hardware
- 5 Year Warranty

No.	Watts	Lumens	Metal Halide Equiv	Color Temp	Wt.	Each
71333C	36/48/60	7588/8537/7757	150	3K/4K/5K	3	92.40
71318C	72/96/120	9,576/12,768/15,960	400	3K/4K/5K	7	182.00
71305B	Fixture Mounting Arm					16.17



AREA LIGHT



M4-W150-C5

No.	Watts	Lumens	Color Temp	Wt.	Each
M4-W150-C5	150	19,500	5K	10	105.00
M4-W200300-C5	200/240/300	26,000/31,200/39,000	5K	10	158.00
M4-SLIPFITTER	Slip Fitter Mount			5	30.00
M4-FIXEDARM	Fixed Arm Mount			3	25.00
M4-TRUNNION	Trunnion Mount			2	30.00

LED UP/DOWN WALL LIGHT



- Bronze Finish
- 120-277V
- Beam Angle: 100°
- CRI: 83
- IP65 Dust & Water Tight
- 5 Year Warranty



No.	Description	Watts	Color	Lumens	Wt.	Each
72500A	Down Light	12	3000K	1000	2	56.00
72504A	Up Light	24	3000K	2200	2	77.00

AREA LIGHT



- 70 CRI
- 10K Surge Protected
- Available in type
- Temp Range: 40° F - 113° F
- 3 & 4 Distribution
- UL Listed
- 5 Year Warranty

No.	Watts	Lumens	Color Temp	Wt.	Each
74010C	150	19,186	5000K	15	165.60
74026C	300	44,053	5000K	15	315.00
ALCS 140 T4 G1 5K	100	13,400	5000K	15	168.00
ALCM 210 T4 G1 5K	150	21,100	5000K	16	193.20
ALCM 260 T4 G1 5K	200	25,000	5000K	18	247.80
ALCL 350 T4 G1 5K	250	34,000	5000K	20	309.40
ALCL 410 T4 G1 5K	300	40,200	5000K	25	386.40
ALC-SPAR	Pole Mount			3	42.00
ALC-SFD	Slip Fitter Mount			5	49.00
ALC-T	Trunnion Mount			2	30.80

AREA LED FLOOD LIGHT

- 120-277V
- 0-10V Dimming



LFXE-LG-80-150W-50K-P

LFXE-XL-200-300W-50K-P

No.	Watts	Lumens Per Watt	Color Temp	Wt.	Each
LFXE-LG-80-150W-50K-P	80/100/150	135	5000K	7	134.76
LFXE-XL-200-300W-50K-P	200/240/300	135	5000K	13	205.76
LFX-EXT	Pole Mount			2	52.55
LFX-SF	Slip Fitter Mount			2	49.45
LFX-YK	Trunnion Mount			2	33.95



170 Broad St., P.O. Box 305
Glens Falls, NY 12801-0305

www.dale-electric.com
email: info@dale-electric.com

TOLL FREE 1-800-462-7733
LOCAL 518-793-4927
FAX 518-793-4467

LED LIGHTING

ARCHITECTURAL WALL PACKS



- Color Selectable
- Built-in Photo Cell
- Voltage: 120-277VAC
- Temp Range: -31° to 122°
- Die Cast Aluminum
- Powder Coat Finish
- Polycarbonate Frosted Lens
- Stainless Steel Hardware
- 5 Year Warranty

No.	Color	CRI	Watts	Color Temp	Lumens	Wt.	Each
71590B	Bronze	80	15	3K/4K/5K	2,129	2	41.40
71591B	Bronze	80	20	3K/4K/5K	2,599	2	45.54
M1-W25-C5	Bronze	80	15/20/30	3K/4K/5K	1800,2400,3600	2	38.00
71592B	Bronze	80	30	3K/4K/5K	3,947	2	43.40
71527C	Bronze	81	13/18/26	3K/4K/5K	2079,2737,3939	2	46.78
71519C	White	81	13/18/26	3K/4K/5K	2079,2737,3939	2	48.30

LED SMALL WALL PACK



Dusk to Dawn Security Lighting

- Selectable Color Temperature
- Integrated Bypassable Photocell
- Bronze Finish
- 8.44" x 8.50" x 7.45"

No.	Watts	Temp	Lumens	Wt.	Each
65-656	40	3K/4K/5K	4,200-5,000	5	93.99
71435C	30	5000K	4,019	5	63.00
71637C	45	5000K	5,071	5	88.20
KT-WPLED35-M1-8CSB-VDIM	35	3K/4K/5K	4,690-5,040	4	143.50

LED MEDIUM WALL PACK

- Built in Photo Eye
- 60W thru 80W are 0-10/PWM/VR Dimmable
- High Impact Heat Resistant Borosilicate Glass
- IP54(Nema 3R) Dust & Water Tight
- 120-277V
- 0-10V Dimming
- 5 Year Warranty



No.	Finish	Temp	Watts	Lumens	Wt.	Each
71437C	Bronze	5K	50	5,780	16	70.00
71429B	White	5K	80	7,335	16	112.48
71426C	Bronze	5K	75	9,874	16	84.00
71634D	Bronze	4K	90	10,566	16	151.80
71472D	Bronze	5K	120	14,764	16	183.54
SWPUZDSW8CCT	Bronze	5K	60/80/100	7800/11200/13000	10	124.00

LED WALL PACK FIXTURE



- Color Selectable
- 120-277V
- 0-10V Dimmable
- Built-in Photo Eye
- 10 Year Warranty

No.	Watts	Temp	Lumens	Wt.	Each
KT-WPLED20-S1-8CSB-VDIM	20	3K/4K/5K	2,500-2,700	2	62.79

SEMI-CUTOFF WALL PACK

- Color Selectable
- IP65 - All Weather
- 0-10V Dimmable
- Die Cast Aluminum



No.	Watts	Temp	Lumens	Wt.	Each
65-674	40	3K/4K/5K	4800~5000	5	112.99
65-675	60	3K/4K/5K	7200~7500	5	122.99
65-676	80	3K/4K/5K	9600~10000	5	139.99

LED SLIM-LINE COMBO WALLPACK/FLOOD



Hinged Bracket 0-90°

- Color Selectable
- Voltage: 120-277VAC (120/208/240/277V)
- IP56 (NEMA 4X) Dust and Water Tight
- Mounts to Box Only
- Hinged Bracket: 0° - 90° Tilt Adjustment
- Stainless Steel Hardware
- 0-10V Dimmable

No.	Color	Watts	Temp	Lumens	Wt.	Each
65-677	Bronze	28	3K/4K/5K	3360~3500	3	101.99
65-678	Bronze	40	3K/4K/5K	4800~5000	4	112.99
65-680	Bronze	80	3K/4K/5K	9600~10000	5	144.99

WALL PACKS



Panels Rotate 360° to Direct Light

- Die-cast Aluminium Housing w/ Powder Coat Finish
- Three 1/2" Threaded Knockouts: 1 Bottom, 1 Each Side
- Voltage: 120-277VAC
- 5 Year Warranty

No.	Watts	Lumens	Color Temp	Wt.	Each
LW360-60W-50K-G2	60	7,800	5000K	1	170.35
LW360-80W-50K-G2	80	10,400	5000K	1	212.20

LED WALL PACK FIXTURES



- Color Selectable
- Wattage Selectable
- 120-277V
- 0-10V Dimmable
- Built-in Photo Eye

No.	Watts	Temp	Lumens	Wt.	Each
65-760	29/40/60	3K/4K/5K	3,915-8,400	11	170.99

KEYSTONE XFIT LED WALL PACK



- Heavy-Duty, Die-Cast Aluminum Housing
- CCT-Selectable: 3K/4K/5K
- Built in Photo Cell
- 0-10V Dimmable
- 120-277V Operation
- IP65 Wet Location

No.	Watts	Lumens	Color Temp	Wt.	Each
KT-WPLED80-M1-8CSB-VDIM	80	11,925	3K/4K/5K	1	125.00
M2-W80120-C35	80/10/120	9,600/12,000/14,400	3K/4K/5K	1	110.00

LED WALL PACK FIXTURES



- 10 Year Warranty
- 120-277V
- 0-10V Dimmable
- Built-in Photo Eye
- Full Cut Off
- Dark Sky Friendly
- 0-10V Dimmable
- Photo-Cell Sold Separately

No.	Watts	Temp	Lumens	Wt.	Each
KT-WPLED40-M2-840-VDIM	40	4000K	5,000	4	179.48

66

170 Broad St., P.O. Box 305
Glens Falls, NY 12801-0305

www.dale-electric.com
email: info@dale-electric.com

TOLL FREE 1-800-462-7733
LOCAL 518-793-4927
FAX 518-793-4467



⚠ WARNING: Some products may cause cancer or reproductive harm. See www.P65Warnings.ca.gov for more info. ⚠



LED BULLET FLOOD LIGHTS



No.	Watt	Beam	Color Temp	CRI	Color	Lumens	Wt.	Each
71660B	21	19	5000K	70	Bronze	2873	1.5	68.60
71675B	21	49	3000K	70	Bronze	2681	1.5	68.60
71677B	21	49	3000K	70	Black	2681	1.5	67.62
71678B	21	49	3000K	70	White	2681	1.5	68.60
71679B	21	49	5000K	70	Bronze	2894	1.5	68.60
71682B	21	49	5000K	82	White	2894	1.5	68.60
71691B	40	45	3000K	84	Bronze	4861	4	102.20
71694B	40	45	3000K	80	White	4861	4	100.74
71695B	40	45	5000K	70	Bronze	5432	4	102.20
71697B	40	45	5000K	71	Black	5432	4	102.20
71698B	40	45	5000K	71	White	5432	4	102.20
71699	72	22	5000K	70	Bronze	8260	4	172.50

FlatPanel Series 1/2" Adjustable Knuckle Mount



Luminous Efficiency: 100 Lumens/Watt
CRI: 81+
50,000+ Hour LED Life Expectancy
1/2" Adjustable Knuckle Mount
IP65 (NEMA 4X) Dust & Water Tight
Voltage (120/208/240/277V)
cULus Listed for Wet Locations

No.	Watts	Color Temp	Color	Lumens	Wt	Each
65-535	30	4000K	Bronze	3,427	3	63.99
65-536	30	5000K	Bronze	3,432	3	63.99
65-538	50	4000K	Bronze	5,778	4	89.99
65-539	50	5000K	Bronze	5,793	4	89.99

LED ECO-FLOOD LIGHTS



71343A



71355A



71356A



71357 visor



71135B



71136A



71137A



71139A



71140A

- Voltage: 120-277VAC (120/208/240/277V)
- IP56 (NEMA 4X) Dust and Water Tight
- Corrosion Resistant Die Cast Aluminum Housing
- Beam Angle: 120°
- 5 Year Warranty



No.	Mounting	Watt	Color	Color Temp	Lumens	MH Equal	Wt.	Each
71136A	Yoke (Bracket)	12	Bronze	5000K	1302	50W	2	44.80
71137A	Yoke (Bracket)	12	White	5000K	1302	50W	2	44.80
71531A	Yoke (Bracket)	15	Bronze	5000K	1624	70W	5	40.02
71334B	1/2" Adj Knuckle	20	Bronze	5000K	2640	70W	5	58.80
71135B	1/2" Adj Knuckle	20	White	5000K	2640	70W	2	58.80
71336B	1/2" Adj Knuckle	20	Bronze	3000K	2640	70W	5	58.80
71337B	1/2" Adj Knuckle	20	White	3000K	2640	70W	5	58.80
71342A	Yoke (Bracket)	30	Bronze	5000K	3538	100W	6	64.40
71138A	Yoke (Bracket)	30	White	5000K	3538	100W	6	64.40
71139A	Yoke (Bracket)	30	Bronze	3000K	3538	100W	6	64.40
71826	Yoke (Bracket)	30	Bronze	5000K	3530	100W	6	42.00
71140A	Yoke (Bracket)	30	White	3000K	3538	100W	6	64.40
71343B	1/2" Adj Knuckle	30	Bronze	5000K	3538	100W	6	70.00
71141B	1/2" Adj Knuckle	30	White	5000K	3538	100W	6	70.00
71339B	1/2" Adj Knuckle	30	Bronze	3000K	3229	100W	6	70.00
71340B	1/2" Adj Knuckle	30	White	3000K	3751	100W	6	70.00
71346B	1/2" Adj Knuckle	50	Bronze	5000K	6630	150W	9	102.20
71143A	1/2" Adj Knuckle	50	White	5000K	6103	150W	9	91.00
71353B	2-3/8" Slip Fitter	80	Bronze	5000K	10488	200W	19	161.00
71356B	2-3/8" Slip Fitter	100	Bronze	5000K	12900	250W	20	210.00
71146A	Trunion	150	Bronze	5000K	17993	500W	17	235.20
71148B	2-3/8" Slip Fitter	150	Bronze	5000K	19800	500W	17	266.00

Visor for all Fixtures

SMALL FLOOD LIGHTS

Color Tunable • Wattage Tunable



Bronze

White



KNUCKLE PRE-INSTALLED

YOKE MOUNT OPTION INCLUDED

- Color Tunable
- Wattage Tunable
- 120-277 Volt
- 0-10V Dimmable
- Photocell Included
- 5-Year Warranty
- IP65 - Wet Location Rated
- Corrosion Resistant Die Cast Aluminum



COLOR TEMPERATURE SELECTABLE & ON/OFF PHOTOCONTROL

No.	Watts	Color Temp	Color	Lumens	Wt	Each
71531B	15	3K/4K/5K	Bronze	1,663	3	40.02
71533B	15	3K/4K/5K	White	2,130	3	41.40
71532B	30	3K/4K/5K	Bronze	4,444	5	55.20
71822B	30	3K/4K/5K	White	4,444	5	56.58
71533B	40/50/60	3K/4K/5K	Bronze	8,960	6	71.76
71823B	40/50/60	3K/4K/5K	White	8,950	6	73.14

LED FLOOD LIGHT



- Color Tunable
- 5-Year Warranty
- 120 Volt
- Photocell control can be installed remotely
- IP65 - Wet Location Rated
- Corrosion Resistant Die Cast Aluminum

No.	Watts	Color Temp	Color	Lumens at 3K	Wt	Each
74524	50	3K/4K/5K	Bronze	5,624	5	49.00



170 Broad St., P.O. Box 305
Glens Falls, NY 12801-0305

www.dale-electric.com
email: info@dale-electric.com

TOLL FREE 1-800-462-7733
LOCAL 518-793-4927
FAX 518-793-4467

⚠ WARNING: Some products may cause cancer or reproductive harm. See www.P65Warnings.ca.gov for more info ⚠

KEYSTONE UFO



- 0-10V Dimming
- IP65 Wet Location Rated
- Powder Coated Aluminum Housing
- Ribbed polycarbonate lens
- 6' Cord for input & dimming wires
- Eye-Hook Mount - M10 Thread
- 6kV surge protection
- 120-277V

No.	Watts	Lumens	Color	Wt.	Each
KT-RHLED100-11CB-850-VDIM	100	14,000	5K	8	85.00
KT-RHLED150-12C-850-VDIM-P /G2	150	23,600	5K	8	115.00
KT-RHLED150-11CB-850-VDIM	150	22,600	5K	8	90.00
KTS-MW3-12V-PKO/A	Microwave Sensor			1	51.45
KTS-MW3-REMOTE CONTROL	Hand Held Remote			1	22.45

LINEAR HIGH BAY




Size
1.88" x 12" x 26"
*1.88" x 14.25" x 26"

- Adjustable High Bay
- 2 Panels that adjust in or out
- 0-10V Dimmable
- Has PIR Sensor Port
- 4KV Surge
- 5-Year Warranty
- IP40 Rated -
Indoor Damp Condition
- 80 CRI
- 100° Beam Angle
- 50,000 Hours Rated

No.	Watts	Volts	Color	Lumens	Wt.	Each
65-642	110	120/277	5000K	15470	10	75.00
65-644	135	120/277	5000K	19770	11	95.00

UFO HIGHBAY

- Beam Angle 110°
- CRI: 80
- 6' Cord
- 120-277V
- Black



M99-MOTION

M99-Motion Remote Control



No.	Watts	Color	Lumen	Wt.	Each
M11-W150-C5	150	5K	22600	7	85.00
M11-W100150-C45	100/125/150	4/5K	15,000/18,750/22,500	7	95.00
M99-MOTION	Microwave Sensor			1	17.50
M99-MOTION REMOTE CONTROL	Control			1	20.00

HB SERIES LINEAR HIGH BAY



- 0-10V Dimmable
- Damp Location Rated
- Includes 5' Chain & 2 Tong Hangers
- 6' Prewired Cord
- Wide Angle Beam Design
- 5 Year Warranty
- 50,000 Hours Rated
- 120/277 Volts

* Has Built in Motion Sensor

No.	Watts	Size	Color	Lumens	Wt.	Each
HB10500150	105	12.6" x 23.8"	5000K	13,650	14	116.19
HB10500150LS1*	105	12.6"x23.8"	5000K	13,550	14	173.99
HB15000150	150	12.6" x 23.8"	5000K	19,500	18	172.54

UFO HIGHBAY FIXTURE



- Energy efficient replacement for a 400 watt HID
- Adjustable color 4K/5K
- Adjustable wattage

No.	Watts	Color	Volts	Finish	Lumen	Wt.	Each
UF0UZDSW6CCT	150/ 200/ 240	4/5K	120-277	Black	16750/ 23200/ 30500	10	110.00

No.	Description	Wt.	Each
HP1	PIR Sensor	1	21.75
H-REMOTE	Hand Held Remote	1	36.25

HIGH-PERFORMANCE HIGH BAY



- PIR Sensor
- Microwave Sensor
- Operating temperature -4°F to 131°F (-20°C to 55°C)
- Voltage 120-277V
- Dimming: 0-10V standard
- With 6' Power Cord
- Has Port to Mount Motion Sensor

No.	Watts	Size	Color	Lumens	Wt.	Each
HML1100U50ASC	100	12.6"x23.8"	5000K	14284	8	85.00
M12-W110-C5	110	15.4"x12.7"x2"	5000K	16,500	7	75.00
H12VSENSORPIR	Infrared Sensor (Heat)			1	25.50	
H12VSENSORMW	Microwave Sensor (Motion)			1	25.50	
H12VREMOTE	Remote (Dimming/Program)			1	37.50	
M99-MOTION	Microwave Sensor			1	17.50	
M99-MOTIONREMOTE	Handheld Remote Control			1	20.00	

LED UFO HIGHBAY



- 0-10V Dimmable
- Built in Surge Protection 6kV
- Damp Location Rated
- 5-Year Warranty
- Integrated Sensor Port
- 6' Whip
- 50,000 Hour Rated
- 90° Beam Angle
- 80 CRI

No.	Watts	Color	Volts	Finish	Lumen	Wt.	Each
65-782	100	5000K	120-277	Black	14400	7	65.00
65-784R2	150	5000K	120-277	Black	21600	7	76.50
65-794R2	150	5000K	120-277	White	21600	7	103.50
65-785R2	200	4000K	120-277	Black	28000	10	133.50
65-786R2	200	5000K	120-277	Black	28800	10	133.50
65-795R2	200	4000K	120-277	White	28000	10	133.50
65-796R2	200	5000K	120-277	White	28800	10	126.83
65-787R2	240	4000K	120-277	Black	33360	10	148.50
65-788R2	240	5000K	120-277	Black	34560	10	138.60

ACCESSORIES



65-765 65-763
65-766 65-764



86-217
86-218



86-219

No.	Description	Wt.	Each
86-217	Add-On PIR Sensor	1	23.93
86-218	Add-On Microwave Sensor	1	25.13
86-219	Remote for 86-218	1	20.18
65-763	Yoke Mount for 100W & 150W UFO - White Finish	2	10.88
65-764	Yoke Mount for 200W & 240W UFO - White Finish	2	10.88
65-765	Yoke Mount for 100W & 150W UFO - Black Finish	2	10.88
65-766	Yoke Mount for 200W & 240W UFO - Black Finish	2	10.88

68

170 Broad St., P.O. Box 305
Glens Falls, NY 12801-0305

www.dale-electric.com
email: info@dale-electric.com

TOLL FREE 1-800-462-7733
LOCAL 518-793-4927
FAX 518-793-4467

DALE
ELECTRIC SUPPLY
CO.

▲ WARNING: Some products may cause cancer or reproductive harm. See www.P65Warnings.ca.gov for more info ▲

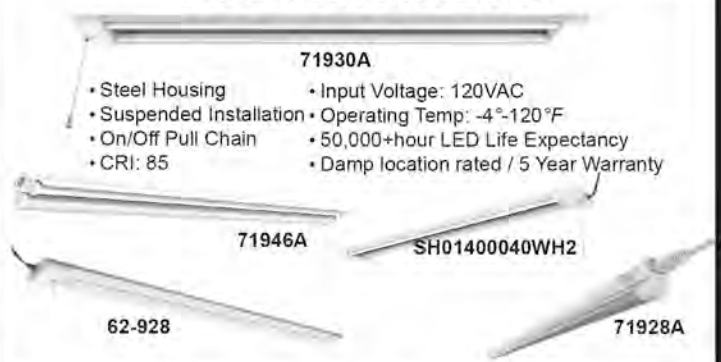
LED CEILING WRAP



- 0-10V Dimmable / Compatible with most dims
- Input Voltage: 120-277VAC
- Operating Temp: Operating Temp: -4°-122°F
- 50,000+hour LED Life Expectancy
- Damp location rated / 5 Year Warranty

No.	Fig.	Size	Watts	Color	Lumens	Wt.	Each
65-1083	2	2'	20W	3000K	1600	3	41.99
65-1081	2	2'	20W	4000K	1600	3	41.99
71942A	1	2'	25W	5000K	3000	2	49.00
71941A	1	4'	38W	4000K	3996	4	63.00
71940A	1	4'	38W	5000K	4800	4	63.00
65-1084	2	4'	40W	3000K	3200	5	67.99
65-1082	2	4'	40W	4000K	3200	5	67.99
71974	4	4'	40W	4000K	4800	5	51.06

LED LINEAR SHOPLIGHT



- Steel Housing
- Suspended Installation
- On/Off Pull Chain
- CRI: 85
- Input Voltage: 120VAC
- Operating Temp: -4°-120°F
- 50,000+hour LED Life Expectancy
- Damp location rated / 5 Year Warranty

No.	Size	Color	Watts	Lumens	Wt.	Each
71930A	4'	5000K	23	2412	4	21.00
71946A	4'	5000K	40	4006	4	28.00
62-928*	4'	4000K	42	4200	4	49.99
SH01400040WH2	4'	4000K	40	4000	4	15.92

*Pull chain On/Off, linkable units, 5' Powercord, Hanging Hardware Included

STRIP LIGHTS



- 90 CRI
- 4000K
- 50,000 Hrs
- Damp Location Rated
- 5-Year Warranty

No.	Type	Length	Watts	Volts	Lumens	Wt.	Each
65-1100	Stand Alone	2'	12	120/277	900	2	28.99
65-1101	Stand Alone	4'	24	120/277	1800	3	48.99
65-1102	Linkable	1'	12	120	840	1	27.99
65-1103	Linkable	2'	24	120	1680	2	39.99
65-1104	Linkable	4'	36	120	2600	3	58.99

No.	Description	Wt.	Each
65-1107	5' Power Cord	1	6.38
65-1108	8" Male/Male Joiner Cable	1	3.08
65-1112	16" Male/Male Joiner Cable	1	6.38
65-1113	24" Male/Male Joiner Cable	1	7.73



LED STRIP LIGHTS



- 0-10V Dimmable
- 120° Beam Spread
- Damp Location Rated
- 100,000 HRS Life
- CRI 80
- 120-277 VAC
- 5 Year Warranty

No.	Length	Watts	Lumens	Color Temp	Wt.	Each
SLS-2-20-C	2'	20	5200	3/4/5K	5	49.00
SLS-4-40-C	4'	40	5200	3.5/4/5K	5	47.60
M7-W40-C35-4FT	4'	40	4500	3.5/4/5K	5	41.25
SLS-4-50-CP	4'	35/40/50	3900/5200/6500	3.5/4/5K	5	70.70
M7-W5070-C35-8FT	8'	50/60/70	6500/8100/9450	3.5/4/5K	9	89.00
SLS-8-64-C	8'	64	8320	3.5/4/5K	9	110.60
SLS-L4F	4' to 8'	Connector Peice			1	11.90

LED LINEAR VAPORTIGHT FIXTURES



- 0-10V Dimmable
- Light Pattern: Horizontal: 109° Vertical: 136°
- IP65 Wet Location Rated
- 50,000 HRS Life

No.	Size	Watts	Color Temp	Lumens	Wt.	Each
71900B	2'	25	3.5K/4K/5K	3000/3375/3000	3	77.00
71901B	4'	40	3.5K/4K/5K	4800/5400/4800	6	106.40
LVT4-40-50K	4'	40	5K	5,200	4	54.00
LVT8-70PCS	8'	50/60/70	5K	7,250/8700/10,150	8	138.60
ASD-LVP2SM-8D6050PRM	8'	60	5K	8,040	4	120.00
KT-VTLED44-4A-850-VDIM-P	4'	44	5K	5,720	5	56.00

LED RETROFIT FIXTURE



- IP66 Rated
- Similar size to Jelly Jar Light
- Explosion Proof
- Designed for Corrosive Conditions

No.	Watts	Volts	Lumens	Dimable	Color Temp	Wt	Each
735-703	10	120	1,100	Y	3K	1	22.00
736-703	10	120	1,200	Y	5K	1	22.00
652-703	10	120/277	1,440	N	5K	1	21.50
723-703	10	120	1,970	Y	3K	1	23.50
724-703	10	120	2,160	Y	5K	1	33.60
729-703	25	120	3,050	Y	5K	1	33.26
653-OVERDRIVE					Box Adapter Ring	1	5.25
703A					Grey Plastic Roof Mount	1	7.31
702-OVERDRIVE					Grey Plastic Wall Mount	1	7.31



170 Broad St., P.O. Box 305
Glens Falls, NY 12801-0305

www.dale-electric.com
email: info@dale-electric.com

TOLL FREE 1-800-462-7733
LOCAL 518-793-4927
FAX 518-793-4467

LED SURFACE DISK LIGHTS

MINI DISK LED LIGHTS

Low Profile Ceiling Fixture, ADA Sconce or Retrofit
(5"– 6" Housing) with Polycarbonate Shade



DIMMABLE W/ STANDARD TRIAC DIMMERS
Mounts to ceiling / wall box or recessed light can

CRI = 90 120VAC
WH= White
ABZ=Rubbed Bronze

No.	Size	Finish	Color	Lumens	Watt	Wt	Each
NLOPAC-R4509T2427W	4"	White	2700K	1050	12	1	22.68
NLOPAC-R4509T2427BZ	4"	Bronze	2700K	1050	12	1	27.18
72615B	4"	White	3000K	673	10	1	9.45
72617	4"	White	5000K	673	10	1	8.75
NLOPAC-R4509T2430BZ	6"	Bronze	3000K	700	10.5	1	27.18
NLOPAC-R4509T2430W	6"	White	3000K	700	10.5	1	22.68
72612-M	6"	White	3000K	1100	14.5	1	9.45
72613	6"	White	4000K	1100	14.5	1	9.80
72614	6"	White	5000K	1100	14.5	1	9.80
NLOPAC-R6509T2440W	7 1/2"	White	4000K	1150	16.5	1	25.56
NLOPAC-R6509T2427W	7 1/2"	White	2700K	1150	16.5	1	25.56
NLOPAC-R6509T2430BZ	7 1/2"	Bronze	3000K	1150	16.5	1	30.15
NLOPAC-R6509T2430W	7 1/2"	White	3000K	1150	16.5	1	25.56

FLUSH LENS LED DOWNLIGHT



WF3 ADJ
WF4 ADJ
WF6 ADJ

ULTRA LED MICRODISK

- Optimized for new construction and retrofit applications
- ≥50,000 hours life (L70)
- Includes Remote Mounted Junction Box
- Aluminum Housing/Trim - Paintable
- Slim, modern design for 4"-6" openings
- Smooth Trim
- Wet Rated for indoor/outdoor use
- Dimmable

No.	Watt	Lu- mens	CCT	Size	Volts	Beam Angle	Equal to	Wt.	Each
72680A	10	650	27/30/35	4 5/8"	120-277	120°	65W	1	11.20
WF4-SWW5 90CRI-MW		750	27/30/35	4"	120-277	120°	75W	1	20.63
WF4-LED27/30/35K 90-ORB		800	27/30/35	4"	120-277	120°	75W	1	41.18
75030	8	700	3000	4"	120-277	120°	65W	1	14.97
60696	8	650	3000	4"	120-277	120°	65W	1	18.84
WF6-SWW5 90CRI MW		1110	27/30/35	6"	120	120°	100W	1	23.63
WF6-LED-27/30/35K90-ORB		1150	27/30/35	6"	120/277	120°	100W	1	49.43
60698	13	1100	3000	6"	120-277	120°	100W	1	21.73
72682B	15	1100	27/30/35	6"	120-277	120°	100W	1	16.80
ASD-LDS-6N15CC-MS-WH	15	1100	27/30/40/50	6"	120	110°	100W	1	16.96
OW-LMPJBR-6D1240W	12	840	4000	6"	120	120°	75W	1	12.85
OW-LMPJBR-6D15CC-WH	15	1125	30/40/50	6"	120	120°	100W	1	14.39
WF3-LED27K-MW	8	540	2700K	3"	120	120°	65W	1	39.98
WF3-ADJ-LED30K90CRI MW	8	530	3000K	3"	120	120°	65W	1	39.98
WF4-ADJ-SWW5-MW			27/30/35/40/50		120	120°	65W	1	35.63
WF6-ADJ-SW-W590CRI-MWM6	12.5	1014-1108	27/30/35/40/50	7"	120	120°	75W	1	36.60
80-947						6" Goof Ring for Remote Driver Installation		1	3.08

NORA LED DOWNLIGHTS



- Color Tunable 27K/30K/35K
- Triac or LV Dimming
- 120V
- CRI-90+

No.	Size	Color	CCT	Watt	Lum	Wt.	Each
NEFLINTW-R4MPW	4"	White	27/30/35/40/50K	10.5	950	2	27.45
NEFLINTW-R4233MPW	4"	White	27/30/35K	10.5	900	2	27.45
NEFLINTW-R6233MPW	6"	White	27/30/35K	13.5	1,250	2	32.31

NORA LED DOWNLIGHTS with Selectable CCT



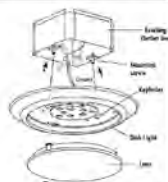
NLTH-41TW-MPW

NLTH-61TW-MPW

NLTH-81TW-MPW

TOPAZ DISC LIGHTS

- Surface Mount to most 4" J-boxes
- Driver-on-board technology
- Dimmable to 5%
- Beam angle >105°



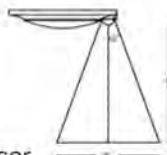
- Mounts in Sheetrock
- Dimming Triac or ELV
- IC-Air-Tight
- 94° Beam Angle
- 120V
- 90+ CRI
- No Housing Required
- Color Selectable 27/30/35/40/50K
- UL Listed for Wet Locations
- 5-Year Warranty

No.	Size	Color	Temp	Lum	Wt.	Each
SDL4/8W/WH/D/CTS-46	4"	White	27/3/35/4/5K	584	1	12.08
SDL6/11W/WH/D/CTS-46	6"	White	27/3/35/4/5K	737	1	18.38
SDL6/15W/WH/D/CTS-46	6"	White	27/3/35/4/5K	1,000	1	14.70

No.	Size	Color	Watt	Lumens	Wt.	Each
NLTH-41TW-MPW	4"	White	10	950	2	28.71
NLTH-61TW-MPW	6"	White	15	1400	2	32.31
NLTH-81TW-MPW	8"	White	22	2100	2	43.11



Surface Mount with Motion Sensor
for Closets, Garages, Basements



LED DISK LIGHTS



- 90 CRI
- Surface Mount
- Dimmable
- 120V

No.	Size	Finish	Color	Lumens	Watt	Wt	Each
NLOPAC-R7MS30W	7"	White	3000K	1000	15	1	53.91

No.	Color	Size	Watts	Temp	Lumens	Wt.	Each
62-1162	Nickle	7"	10.5	3000K	578	1	24.99
62-1163	Bronze	7"	10.5	3000K	578	1	21.99
62-1161	White	10"	12	3000K	700	1	21.99
62-1261R1	White	7"	15	3000K	1000	1	26.99

LED FIXTURES

RECESSED LED RETROFIT

Perfect for retrofit or new construction recessed downlight applications.



- Triac Dimming
- 120V
- UL Listed for Damp Locations
- 5-Year Warranty
- Aluminum Construction



No.	Color	Size	Lumens	Watts	Wt.	Each
LED10DR427K	2700K	4"	600	10	2	11.26
LED10DR430K	3000K	4"	600	10	2	9.37
72609	3000K	6"	1034	14.5	1	9.10
72610	4000K	6"	1034	12	1	9.10
⚡ CDL1-6N2040	4000K	6"	1700	20	1	20.00
⚡ 72629	3000K	8"	2600	35	3	30.00

LED GIMBAL RECESSED LIGHTING RETROFIT KIT



- LED Gimbal Retrofit Kits for Recessed Downlighting
- Adjustable/Rotatable Gimbal Lens
- Simple Screw In Installation including In-Line Pluggable Disconnect
- TRIAC Dimming
- Compatible with most household dimmers
- Dimmable Down to 10%
- Aluminum Housing/Trim - Paintable
- Input Voltage: 120VAC
- Operating Temperature: 32°F to 140°F (0°C to 60°C)
- 50,000+ Hour LED Life Expectancy
- Wet Location Rated
- 5 year Warranty

60° Lens Tilt

No.	Size	Watts	Lumens	Color Temp	Wt	Each
72620B	4"	10	27/3/35/4/5	3000K	1	14.70
72623B	5" & 6"	15	27/3/35/4/5	3000K	1	16.22

LED NEW CONSTRUCTION DOWNLIGHTS



- Includes 4" Square Junction Box
- Housing: PC Housing and Trim
- Baffle trim
- Torsion Spring Brackets for Mounting to Sheetrock
- Dimmable @ 120V Only - Down to 10%
- Compatible with most household dimmers
- Input Voltage: 120VAC
- Operating Temperature: -31°F to 122°F
- 50,000+ Hour LED Life Expectancy
- IP44 Damp Location Rated

No.	Size	Color Temp	Watts	Lum.	Volts	Equal	Wt.	Each
72680A	4"	27/3/4/45/5K	8	675	120	50W	2	11.20
72682B	4"	27/3/35/4/5K	15	900	120	75W	2	16.80
72638	6"	3000K	10	1750	120-277	150W	2	26.60
72638B	6"	27/3/35/4/5K	12/17/22	2199	120-277	75-150W	2	31.74

LED DOWNLIGHT RETROFIT



- 90° Beam Angle
- 90 CRI
- Dimmable
- 35,000 Hour Rated
- 5-Year Warranty

No.	Watts	Volts	Color Temp	Lumens	Size	Wt.	Each
S29312	9.8	120	2700K	650	5"-6"	1	13.95
S29313	9.8	120	3000K	650	5"-6"	1	13.95

FLAT PANELS



- 120-277V
- Dimmable 0-10V
- CRI >80
- 50,000 Rated Hours
- 10 Year Warranty



No.	Size	CCT	Watts	Lumens	Wt.	Each
KT-BPLED40PS-22-8CSA-VDIM /G2	2X2	35/4/5K	20/30/40	2100/3150/4200	6	51.10
KT-BPLED50PS-24-8CSA-VDIM /G2	2x4	35/4/5K	30/40/50	4200/5200/6200	9	78.33

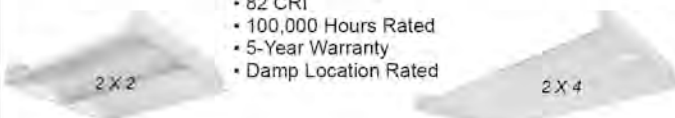
RECESSED HOUSING



- For use in insulated ceilings
- Air-tight construction
- Rated for direct contact with insulation

No.	Size	Wt.	Each
NHIC-17QAT	6"	2	18.45

CENTER BASKET TROFFERS



- 0-10V Dimming
- 82 CRI
- 100,000 Hours Rated
- 5-Year Warranty
- Damp Location Rated



No.	Size	CCT	Watts	Lumens	Wt.	Each
KT-CBLED24-22A-840-VDIM-P	2x2	4K	24	3050	6	78.47
KT-CBLED24PS-22B-8CSA-VDIM	2x2	35/4/5K	15/18/24	2055/2412/3072	7	78.47
KT-CBLED38-24A-840-VDIM-P	2x4	4K	38	4825	9	91.98

FLAT PANELS



- 120-277V
- 80 CRI
- 5 Year Warranty
- 0-10V Dimming
- Damp Location Rated
- 50,000 Hour Rated
- 1.67" Tail

No.	Size	CCT	Watts	Lumens	Wt	Each
PL22-35WPCTS-D	2X2	35/4/5K	20/30/35	3500/4200/4725	5	36.75
PL24-40WPCTS-D	2X4	35/4/5K	30/35/40	3900/4550/5200	9	51.45
M9-W3040-C35-2X2	2X2	3.5/4/5K	30-40	4852	5	31.00
M9-W3050-C35-2X4	2X4	3.5/4/5K	30-50	5378	9	41.27



170 Broad St., P.O. Box 305
Glens Falls, NY 12801-0305

www.dale-electric.com
email: info@dale-electric.com

TOLL FREE 1-800-462-7733
LOCAL 518-793-4927
FAX 518-793-4467

71

⚠ WARNING: Some products may cause cancer or reproductive harm. See www.P65Warnings.ca.gov for more info ⚠

LED PL LAMP REPLACEMENTS



LED T8 BALLAST BYPASS

MEDIUM BI PIN BASE

- Damp Location Rated
- 50,000 Hours Rated
- Non-Dimming
- Single or Double End Wiring



No.	Length	Watts	Voltage	Color	Lumens	Wt.	Each
S39900	2'	9	120/277	3000K	1100	1	8.95
S39901	2'	9	120/277	3500K	1100	1	8.95
S39902	2'	9	120/277	4000K	1150	1	8.95
S39903	2'	9	120/277	5000K	1150	1	8.95
S39928	3'	12	120/277	4000K	1450	1	8.95
S39929	3'	12	120/277	5000K	1450	1	8.95
S39913	4'	14	120/277	3000K	1800	1	7.95
S39914	4'	14	120/277	3500K	1800	1	7.95
S39915	4'	14	120/277	4000K	1800	1	7.95
S39916	4'	14	120/277	5000K	1800	1	7.95
S21924	4'	14	120/277	6500K	1800	1	7.95

LED T8 TUBE

MEDIUM BI PIN BASE

DOUBLE ENDED WIRING



Ballast Bypass Tubes
120-277V

Suitable for Damp Locations
Non-Dimmable

No.	Size	Watt	Color	Lumens	Each
L9T8BY5035K	2'	9	3500	1125	8.05
L9T8BY5041K	2'	9	4100	1125	8.05
L9T8BY5050K	2'	9	5000	1125	8.05
LT813B235K	4'	13	3500	1800	7.69
LT813B241K	4'	13	4100	1900	7.69
LT813B250K	4'	13	5000	1900	7.69
LT810B241K	4'	10.5	4100	1650	6.99
LT810B250K	4'	10.5	5000	1650	6.99
L13T8BY5050K	4'	13.5	5000	1800	9.09
L12T8D5035K	4'	12	3500	1625	5.59
L12T8D5050K	4'	12	5000	1750	5.59
L13T8BY5041K	4'	13.5	4100	1800	9.09
LED15T84IS50K	4'	15	5000	1700	3.00



8' LED T8 BALLAST BYPASS

SINGLE PIN BASE



DOUBLE ENDED WIRING

No.	Length	Watts	Volts	Color	Lumens	Wt.	Each
S29918	8'	43	120/277	4000K	5500	2	27.95
S29919	8'	43	120/277	5000K	5500	2	27.95

LED T8 BALLAST BYPASS HO STYLE

RECESSED DOUBLE CONTACT BASE



DOUBLE ENDED WIRING

No.	Length	Watts	Voltage	Color	Lumens	Wt.	Each
S16406	5'	24	120/277	4000K	3100	1	34.95
S16409	6'	30	120/277	6500K	4100	2	43.95
S29924	8'	40	120/277	4000K	5500	2	27.95
S29925	8'	40	120/277	5000K	5500	2	27.95
S16423	9'	42	120/277	6500K	5800	2	59.95

LED PL Lamp Replacements



PLSV6.5HYBGX23 8.5PLH/835/DIR 6PLS/835/HYB/GX23/R 5.5PLH/835/DIR/R

No.	Pins	Application	Watts	Lumens	Wt	Each
PLSV6.5HYBGX23	2	13w CFL GX23 Bases	6.5	600	1	16.70
8.5PLH/835/DIR	4	13w,18w,26w,32w&42w electronic ballasts	8.5	950	1	28.32
6PLS/835/HYB/GX23/R	2	13w CFL GX23 Bases	6	550	1	18.42
5.5PLH/835/DIR/R	4	13w&18w electronic ballasts	5.5	550	1	11.73



LED BALLAST BYPASS T8 U-BEND 6"

Replaces 4' U-Bend Lamps

SINGLE END WIRING



S11973, L13T8UD5035K

S9932

No.	Spacing	Watts	Voltage	Color	Lumens	Wt.	Each
L13T8UD5035K	6"	13	120	3500K	1800	1	20.44
S11973	6"	13	120/277	5000K	2000	1	17.95
S9932	6"	15	120/277	4000K	1800	1	18.47
KT-LED15T8-U1G-840-D	1.6"	15	120/277	4000K	1780	1	21.21



LED 8' T8 Tubes Ballast Bypass

Two 4ft sections that easily connect together

Full glass housing

- 5 Year Warranty • 50,000 Hours Rated



No.	Length	Watts	Volts	CCT	Lumens	Wt.	Each
LT8SWB2CCT	8'	24/32/40	120/277	30/35/40/50/65K	3120/4160/5200	2	26.07

LED PUFF & CLOUD LIGHTING

Cloud / Puff Lighting

Ceiling Lights



- Steel Base
- Frosted CMMMA Lens
- Dimmable: TRIAC Dimming
- Compatible with most dimmers
- CRI >80
- 35,000+ Hour LED Life
- 5 Year Warranty



No.	Diameter	Color	Lumens	Watts	Replaces	Volts	Wt	Each
72241	11"	4000K	1100	12	100W	120	1	26.60
72242	14"	3000K	1600	17	150W	120	1	30.80
72243-M	14"	4000K	1600	17	150W	120	1	36.40
72244	11"	3000K	1100	12	100W	120	1	28.00
72245-M	11"	4000K	1100	12	100W	120	1	28.00
72246	14"	3000K	1600	17	150W	120	1	37.80
72247	14"	4000K	1600	17	150W	120	1	37.80
72248	11"	3000K	1100	17	100W	120/277	1	21.00
72249	11"	4000K	1100	17	100W	120/277	1	40.60
72250	14"	3000K	1650	25	150W	120/277	1	30.80
72251	14"	4000K	1800	25	150W	120/277	1	54.60
72252	19"	3000K	2185	34	200W	120/277	1	63.00



170 Broad St., P.O. Box 305
Glens Falls, NY 12801-0305

www.dale-electric.com
email: info@dale-electric.com

TOLL FREE 1-800-462-7733
LOCAL 518-793-4927
FAX 518-793-4467

LED LAMPS

GU BASE LED LAMPS



Bulb Shapes

Base Types

• 120V
• Dimmable

No.	Shape	Finish	Base	Mol	Watts	Color	Lum	Each
S9381	MR16	Clear	GU10	2.19	4.5	50K	360	7.95
S8588	MR16	Clear	GU10	2.19	6.5	27K	450	9.95
S9382	MR16	Clear	GU10	2.19	6.5	27K	500	9.95
S8676	MR16	Clear	GU10	2.28	6.5	27K	500	9.95
S9383	MR16	Clear	GU10	2.19	6.5	30K	500	9.95
KT-LED6.5MR16-S-830-GU10	MR16	Frost	GU10	2.19	6.5	30K	500	3.29
KT-LED6.5MR16-S-840-GU10/G2	MR16	Frost	GU10	2.19	6.5	40K	500	3.43
LED712VMR16V27KFL	MR16	Clear	GU5.3	2.0	7	27K	500	6.65
LED7MR16GU1027KNFL	MR16	Clear	GU10	2.5	7	27K	500	4.55
LED7MR16GU1027KFL	MR16	Clear	GU10	2.5	7	27K	525	4.55
LED712VMR16V30KNFL	MR16	Clear	GU5.3	2.0	7	30K	500	6.65
LED7MR16GU1030KFL	MR16	Clear	GU10	2.5	7	30K	525	4.55
LED712VMR16841KFL	MR16	Clear	GU5.3	2.0	7	41K	525	8.00
LED712VMR16V41KFL	MR16	Clear	GU10	2.0	7	41K	550	6.65
S8640	MR16	Clear	GU5.3	1.88	8	27K	490	11.95
S8641	MR16	Clear	GU5.3	1.88	8	30K	490	11.95
LED10A19GUDOD27K	A19	Frost	GU24	4.4	10	27K	800	3.49
S9708	A19	Frost	GU24	4.31	10	30K	800	6.95
S29805	A19	Frost	GU24	4.5	15	40K	1600	7.95
S11542	SQUAT	Frost	GU24	2.81	12	27K	1100	6.95
LED712VMR16V24KFL	MR16	Clear	GU5.3	1.8	6.5	24K	2400	6.65

LED REFLECTOR LAMPS



• 120V
• Frosted Lens
• Medium Base (E26)
• Dimmable

No.	Shape	Mol	Watts	Color	Lum	Each
S9698	BR30	5.19	8	27K	650	8.95
KT-LED9BR30-827-6PK	BR30	5.28	9	27K	650	3.92
LED9BR30D27K	BR30	5.4	9	27K	700	3.49
S9620	BR30	5.19	9.5	27K	750	5.95
S9021	BR30	5.13	10	27K	700	19.95
LED12BR30D27K	BR30	5.4	10.5	27K	850	4.55
LED10BR30D27K	BR30	5.4	12	27K	650	6.29
S28578	BR30	5.2	7.5	30K	650	7.95
LED9BR30D30K	BR30	5.2	9	30K	700	3.49
S9621	BR30	5.19	9.5	30K	750	5.95
S9022	BR30	5.13	10	30K	700	19.95
LED12BR30D30K	BR30	5.4	12	30K	875	4.55
LED12BR30D30K	BR30	5.4	12	30K	875	8.37
S28492	BR30	5.2	7.5	40K	650	7.95
S9622	BR30	5.19	9.5	40K	750	5.95
S9029	BR30	5.13	10	40K	700	19.95
LED12BR30D41K	BR30	5.4	10.5	40K	850	4.55
S9623	BR30	5.19	9.5	50K	750	5.95
S9634	BR40	6.44	11.5	27K	940	7.95
S29615	BR40	6.5	13	27K	1075	10.95
LED17BR40D27K	BR40	6.0	17	27K	1200	6.99
LED17BR40D30K	BR40	5	17	30K	1600	6.99
KT-LED11.5BR40-830	BR40	6.22	11.5	30K	940	6.51
S9635	BR40	6.44	11.5	30K	940	7.95
S9639	BR40	6.44	16.5	30K	1200	9.95
S9636	BR40	6.44	11.5	40K	940	7.95
S28493	BR40	6.5	13	40K	1075	10.95
LED17BR40D41K	BR40	6.0	17	41K	1300	6.99
LED17BR40D50K	BR40	6.6	17	50K	1300	6.99

LED REFLECTOR LAMPS



No.	Shape	Finish	Mol	Watts	Color	Lum	Each
KT-LED6.5PAR16-S-840	PAR16	Clear	2.93	6.5	40K	500	3.71
S9630	R20	Frost	3.94	6.5	27K	525	5.95
S9631	R20	Frost	3.94	6.5	30K	525	5.95
S9632	R20	Frost	3.94	6.5	40K	525	5.95
L7R20D2541K	R20	Frost	3.5	7	41K	625	3.49
KT-LED7.5R20-827	R20	Frost	3.78	7.5	27K	525	3.36
KT-LED7.5R20-830	R20	Frost	3.78	7.5	30K	525	3.36
KT-LED7.5R20-840	R20	Frost	3.78	7.5	40K	525	3.36
L7R20D2527K	R20	Frost	2.5	8	27K	500	3.49
LED10R20D27K	R20	Frost	3.5	10	27K	650	6.99
LED10R20D30K	R20	Frost	3.5	10	30K	650	6.99
S22210	PAR20	Clear	3.19	5.5	30K	500	3.15
S29400	PAR20	Clear	2.99	6.5	27K	520	4.95
S29405	PAR20	Clear	2.99	6.5	27K	520	4.95
S29401	PAR20	Clear	2.99	6.5	30K	520	4.95
S29406	PAR20	Clear	2.99	6.5	30K	520	4.95
S29402	PAR20	Clear	2.99	6.5	35K	520	4.95
S29403	PAR20	Clear	2.99	6.5	40K	520	4.95
S29408	PAR20	Clear	2.99	6.5	40K	520	4.95
LED8P20D27KNFL	PAR20	Clear	3.5	8	27K	500	11.47
LED12P30D27KFL	PAR30	Clear	4.8	12	27K	800	13.99
KT-LED10PAR30S-F-840	PAR30	Clear	3.35	10	40K	900	6.51
LED12P30D30KFL	PAR30	Clear	4.8	10.5	30K	850	13.99
LED12P30SD30KFL	PAR30	Clear	3.5	12	30K	825	13.99
S29415	PAR30SN	Clear	3.70	12.5	27K	1000	7.95
S29416	PAR30SN	Clear	3.70	12.5	30K	1000	7.95
S12214	PAR30L	Clear	4.41	8.9	30K	700	6.11
S29430	PAR30LN	Clear	4.57	12.5	27K	1000	7.95
S29431	PAR30LN	Clear	4.57	12.5	30K	1000	7.95



PAR38

• 120V
• Medium Base (E26)
• Dimmable

No.	Shape	Finish	Mol	Watts	Color	Lum	Each
S22216	PAR38	Clear	5.12	11.5	30K	1000	7.95
S22217	PAR38	Clear	5.12	11.5	40K	1000	7.95
KT-LED13PAR38-F-830	PAR38	Clear	5.12	12.5	30K	1200	8.89
KT-LED13PAR38-F-840	PAR38	Clear	5.12	12.5	40K	1200	8.89
S12216	PAR38	Clear	5.13	13	30K	1000	9.20
KT-LED13PAR38-NF-830	PAR38	Clear	5.12	13	30K	1250	8.89
S29441	PAR38	Clear	5.00	15	30K	1200	10.95
S29446	PAR38	Clear	5.00	15	30K	1200	10.95
S29442	PAR38	Clear	5.00	15	35K	1200	10.95
S29448	PAR38	Clear	5.00	15	40K	1200	10.95
S29449	PAR38	Clear	5.00	15	50K	1200	10.95
LP38/17/830/FL/D	PAR38	Clear	5.3	17	30K	1250	14.85
LED17P38D30KFL	PAR38	Clear	5.3	17	30K	1250	16.77
LED17P38D41KFL	PAR38	Clear	5.3	17	41K	1300	16.77

LED LAMPS

A19-SHAPE LED LAMPS Medium Base - 120V - Dimmable



No.	Shape	Finish	Watt	Color	Lumens	Mol	Each
S9151	A15	Frost	1.4	27K	45	3.31	6.95
S12405	A15	Frost	5	30K	450	3.39	4.95
S12400	A15	Clear	5	27K	450	3.39	4.95
S12401	A15	Clear	5	30K	450	3.39	4.95
S21711	A15	Clear	5.5	27K	450	3.63	7.95
S12406	A15	Clear	8.2	30K	800	3.39	5.95
S21712	A19	Clear	5	27K	450	4.0	12.95
S29875	A19	Clear	5	27K	450	4.13	5.42
S8616	A19	Clear	7	27K	800	4.13	5.95
S21713	A19	Clear	7.5	27K	800	4.0	15.95
FA19D6027EW	A19	Frost	8	27K	800	4.2	1.34
FA19D6027EC	A19	Clear	8	27K	800	4.0	5.04
KT-LED8FA19-E26-927-C	A19	Clear	8	27K	800	4.25	4.27
FA19D6030EC	A19	Clear	8	30K	800	4.0	4.48
S12415	A19	Clear	8	30K	800	4.0	5.95
KT-LED8FA19-E26-930-C	A19	Clear	8	30K	800	4.25	4.27
L9A19D2527K	A19	Frost	9	27K	800	4.4	2.77
S9845	A19	Clear	9	27K	1100	4.5	4.95
L9A19D2530K	A19	Frost	9	30K	800	4.4	2.77
L9A19N1030K4	A19	Frost	9	30K	825	4.4	7.00
L9A19D2541K	A19	Frost	9	41K	850	4.3	2.77
KT-LED9.5A19-O-827/ G2	A19	Frost	9.5	27K	800	3.94	22.53
KT-LED9.5A19-O-850	A19	Frost	9.5	50K	800	4.33	2.17
S12422	A19	Clear	10.5	27K	1100	4.02	5.95
FA19D7527EC	A19	Clear	10.5	27K	1100	4.2	1.35
FA19D7527KW	A19	Frost	10.5	27K	1100	4.0	4.73
S12423	A19	Clear	10.5	30K	1100	4.02	5.95
S12425	A19	Clear	10.5	50K	1100	4.02	5.95
S12426	A19	Frost	11	27K	1100	4.02	5.95
L11A19N1527K	A19	Frost	11	27K	1100	4.9	3.49
S12427	A19	Frost	11	30K	1100	4.02	5.95
S29812	A19	Frost	11	40K	1100	4.31	6.95
L11A19D2527K	A19	Frost	11.5	27K	1100	4.9	4.27
S11513	A19	Clear	12	27K	1500	4.41	22.95
S12429	A19	Clear	12.5	27K	1500	4.41	5.95
S12430	A19	Clear	12.5	30K	1500	4.41	5.95
S12431	A19	Clear	12.5	40K	1500	4.41	5.95
S12432	A19	Clear	12.5	50K	1500	4.41	5.95
L11A19D2530K	A19	Frost	13.5	30K	1100	4.5	4.42
L16A19N1530K	A19	Frost	13.5	30K	1600	4.6	5.99
S12435	A19	Frost	13.5	40K	1500	4.41	5.95
L15A19D2527K	A19	Frost	15	27K	1600	4.9	5.59
S29816	A19	Frost	15	30K	1600	4.63	7.95
L15A19D2530K	A19	Frost	15	30K	1600	4.9	5.59
S29817	A19	Frost	15	40K	1600	4.63	7.95
L15A19D2541K	A19	Frost	15	41K	1650	4.6	5.59
L15A21D1541K	A19	Frost	15	41K	1700	2.9	6.73
L15A19D2550K	A19	Frost	15	50K	1600	4.6	5.79
S29818	A19	Frost	15	50K	1600	4.63	7.95
L16A19N1527K	A19	Frost	15.5	27K	1600	4.9	5.59
L16A19N1541K	A19	Frost	16	41K	1700	4.9	5.59
L16A19N1550K	A19	Frost	16	50K	1675	4.7	5.59
S8570 (= to 25,75,100)	A19(3-way)	Frost	3/9/12	27K	230/850/1050	4.66	10.95
S9316 (= to 25,75,100)	A19(3-way)	Frost	3/9/12	27K	280/950/1200	4.6	9.95
S8571 (= to 25,75,100)	A19(3-way)	Frost	3/9/12	30K	230/850/1050	4.66	10.95
S9317 (= to 25,75,100)	A19(3-way)	Frost	3/9/12	30K	280/950/1200	4.6	9.95

ASK ABOUT VOLUME PRICING!

A21-SHAPE LED DIMMING LAMPS



No.	Shape	Finish	Watts	Color	Lumens	Mol	Each
KT-LED16A21-O-840	A21	Frost	16	40K	1600	5.16	5.60
KT-LED16A21-O-827-3W	A21	Frost	5.5/8/16	27K	450/800/1600	5.16	8.33
KT-LED16A21-O-830-3W	A21	Frost	5.5/8/16	30K	450/800/1600	5.16	8.33
S8542	A21	Frost	5/15/21	27K	2150	5.5	10.95
LED13A21D0D30K	A21	Frost	13	30K	1125	4.9	8.40
S8543	A21	Frost	5/15/21	30K	2150	5.5	10.95
S11360	A21	Clear	14	27K	1600	5.0	8.95
FA21D10027EW	A21	Frost	14	27K	1500	4.3	1.55
LED16A21D3WAY27K*	A21	Frost	4/8/16	27K	450/800/1600	4.9	10.49

ECONOMY-LED NON-DIMMING BULBS

Lumen
480 = 40A
800 = 60A
1100 = 75A
1600 = 100A

Medium Base
120V
Frosted Finish



No.	Shape	Watts	Color	Lumens	Mol	Each
KT-LED9A19-O-850-ND	A19	9	50K	800	3.94	1.96
KT-LED9.5A19-O-827	A19	9.5	27K	800	4.33	2.17
KT-LED9.5A19-O-830	A19	9.5	30K	800	4.33	2.17
KT-LED9.5A19-O-835	A19	9.5	35K	800	4.33	2.17
KT-LED9.5A19-O-840	A19	9.5	40K	800	4.33	2.17
KT-LED11A19-O-827	A19	11	27K	1100	4.43	3.64
KT-LED11A19-O-830	A19	11	30K	1100	4.43	3.64
KT-LED11A19-O-840	A19	11	40K	1100	4.43	3.64

ST19-SHAPE LED LAMPS Medium Base - 120V - Dimmable



No.	Shape	Finish	Base	Watt	Color	Lum	Mol	Each
S9577	ST19	Clear	E26	2.5	20K	220	5.38	7.95
S9578	ST19	Clear	E26	4.5	20K	380	5.38	7.95
S8612	ST19	Amber	E26	4.5	22K	350	5.5	8.95
FST19D4027E26SCL95	ST19	Clear	E26	5	27K	450	2.5	4.10
S9579	ST19	Amber	E26	7	20K	650	5.43	7.95
S8611	ST19	Clear	E26	7	27K	800	5.5	7.95
FST19D6027EC	ST19	Clear	E26	8	27K	1500	5.4	5.91

A25-SHAPE LED BULB

- Rated for Damp Locations
- 120-277V
- Replaces 300W Incandescent bulbs
- Long Life minimizes replacement & maintenance costs
- Medium Base
- 5-Year Warranty
- Rated for Enclosed Fixtures



No.	Shape	Finish	Watts	Color	Lumens	Mol	Each
KT-LED35A25-O-E26-830	A25	Frost	35	30K	4550	5.26	43.05

High Lumen LED Filament Lamps

Rated for 50,000 hrs
Size 5.4"L x 22"D
Now Dimmable
20-277V
Medium Base



No.	Shape	Finish	Watt	Color	Lum	Mol	Wt	Each
FED17N05050E26CL	ED17	Clear	14	5K	2500	5.4	1	50.39
FED23N15050E26CL	ED23	Clear	26	5K	5000	7.6	1	54.59
FED28N15050E39CL	ED28	Clear	32	5K	6000	8.2	1	54.59



170 Broad St., P.O. Box 305
 Glens Falls, NY 12801-0305

www.dale-electric.com
 email: info@dale-electric.com

TOLL FREE 1-800-462-7733
 LOCAL 518-793-4927
 FAX 518-793-4467

75

⚠ WARNING: Some products may cause cancer or reproductive harm. See www.P65Warnings.ca.gov for more info ⚠

LED LAMPS

LED CHANDELIER BULBS 120V • Dimmable



Base:
E12=Candellabra
E26=Medium Base

No.	Shape	Finish	Watts	Color	Lum	Base	Mol	Each
FB11D4027EW	B10	Frost	4	27K	300	E26	3.7	4.48
FB11D4027EC	B10	Clear	4	27K	320	E26	3.5	5.04
FB11D4027EE12W	B10	Frost	4	27K	300	E12	3.8	3.81
S21701	B11	Clear	2.5	27K	180	E26	3.88	6.95
S29920	B11	Clear	2.5	27K	200	E26	3.88	4.68
FB11D2527EC	B11	Clear	3	27K	250	E26	3.5	3.58
FB11D2527EW	B11	Frost	3	27K	250	E26	3.5	3.58
FB11D2527EE12C	B11	Clear	3	27K	250	E12	3.8	3.05
FB11D2527EE12W	B11	Frost	3	27K	250	E12	3.8	3.05
LED4E26B1127KF	B11	Frost	4	27K	260	E26	3.5	5.59
S8551	B11	Clear	4	27K	350	E26	3.5	7.04
KT-LED4FB11-E26-927-C	B11	Clear	4	27K	350	E26	3.46	2.80
FB11D4027EE12C	B11	Clear	4	27K	300	E12	3.8	5.04
S21709	B11	Clear	4.5	27K	350	E26	3.88	11.95
S11369	B11	Frost	4.5	27K	360	E12	3.7	7.95
S9569	B11	Clear	4.5	27K	470	E26	3.5	6.26
KT-LED4.5FB11-E12-927-C	B11	Clear	4.5	27K	350	E12	3.86	2.80
S21702	B11	Clear	4.5	27K	350	E12	3.88	7.95
LED5E26B1127KF	B11	Frost	5	27K	300	E26	3.5	5.59
LED5E12B1127K	B11	Clear	5	27K	300	E12	3.8	5.59
LED5E12B1127KF	B11	Clear	5	27K	300	E12	3.8	5.59
LED5E26B1127K	B11	Clear	5	27K	325	E26	3.5	5.59
LED5E12B1130K	B11	Clear	5	30K	300	E12	3.8	5.59
LED5E12B1150K	B11	Clear	5	50K	400	E12	3.8	5.59
S9964	B11	Clear	5.5	27K	500	E26	3.5	5.95
S21707	B11	Clear	5.5	27K	500	E26	3.88	8.95
KT-LED5.5FB11-E12-927-C	B11	Clear	5.5	27K	500	E12	3.86	3.15
S9960	B11	Clear	5.5	27K	500	E12	3.88	5.95
S11371	B11	Clear	5.5	27K	500	E12	3.7	6.00
FB11D6027EE12CS	B11	Clear	5.5	27K	500	E12	3.9	5.53
FB11D6030E12SCL95	B11	Clear	5.5	30K	500	E12	4.1	3.75
S21720	CA10	Clear	2.5	27K	180	E12	3.88	6.95
S21731	CA10	Frost	4.5	27K	350	E26	3.88	7.95
S21732	CA10	Frost	4.5	27K	350	E12	3.88	7.95
S21727	CA10	Clear	5.5	27K	500	E26	3.88	8.95
S21723	CA10	Clear	5.5	27K	500	E12	3.88	8.95
S9965	CA11	Clear	5.5	27K	500	E26	4.31	5.95
S11300	CA11	Clear	2	27K	150	E12	4.00	5.95
S11302	CA11	Clear	4	27K	300	E12	4.00	5.95
S29923	CA11	Clear	4	27K	350	E12	4.69	6.26
S8552	CA11	Clear	4.5	27K	350	E12	4.69	7.04
S9962	CA11	Clear	5.5	27K	500	E12	4.69	6.95
S9963	CA11	Clear	5.5	30K	500	E12	4.69	6.41
S11373	C11	Frost	5.5	27K	500	E12	3.70	7.43
S23403	C11	Clear	2	27K	120	E26	3.81	6.95
S11374	C11	Clear	4.3	30K	350	E26	3.50	7.28
S9261	C11	Clear	4.5	27K	450	E12	4.31	8.93
S11370	C11	Clear	4.5	30K	360	E12	3.70	7.43
S11372	C11	Clear	5.5	30K	500	E12	3.70	7.95
S23413	C15	Clear	4	27K	300	E26	4.38	6.95
FF11D2527EE12W	F11	Frost	3	27K	250	E12	1.4	4.00
FF11D4027EW	F11	Frost	4	27K	300	E26	4.4	5.04
FF11D4027EC	F11	Clear	4	27K	300	E26	3.9	3.81
FF11D4027EE12W	F11	Frost	4	27K	320	E12	4.3	4.48
FF11D4027EE12C	F11	Clear	4	27K	320	E12	3.8	5.04
FF11D6027EW	F11	Frost	5	27K	500	E26	4.1	4.20
FF11D6027EE12W	F11	Frost	5	27K	500	E12	4.8	4.20
FF11D6027E12SCL95	F11	Clear	5	27K	500	E12	1.4	3.75
FF11D6027EE12C	F11	Clear	5	27K	500	E12	4	4.20

GLOBE SHAPE LED LAMPS

120V
Dimmable



Base:
E12=Candellabra
E26=Medium Base

G16=2" Dia.
G25=3-1/2" Dia.
G40=5" Dia.

No.	Shape	Watts	Color	Lum	Finish	Base	Mol	Each
LED4E12G1627K	G16	4	27K	280	Clear	E12	3.5	5.71
S29871	G16	4	27K	350	Clear	E12	3.13	4.95
S8553	G16	4	27K	350	Clear	E12	3.25	6.26
KT-LED4.5FG16-E12-927-C	G16	4.5	27K	350	Clear	E12	2.99	2.80
LED5E26G1627K	G16	5	27K	300	Clear	E26	3.5	5.59
LED5E12G1627KF	G16	5	27K	300	Frost	E12	3.8	5.59
LED5E12G1627K	G16	5	27K	325	Clear	E12	3.8	5.59
S12101	G16	5.5	30K	500	Frost	E12	3.13	5.95
FG25D4027EW	G25	4	27K	350	Frost	E26	4.5	3.81
KT-LED5.5FG25-E26-927-F	G25	5.5	27K	500	Frost	E26	4.72	3.57
S21739	G25	5.5	27K	500	Clear	E26	4.75	8.95
FG25DHL27KEC	G25	8	27K	800	Clear	E26	4.7	6.62
LED8G25D30KF	G25	8	30K	525	Frost	E26	4.3	7.52
S12112	G40	6.5	27K	650	Frost	E26	6.5	10.44
S9566	G40	6.5	27K	800	Clear	E26	6.5	9.95
S11368	G40	8	30K	800	Frost	E26	6.9	10.95
S11367	G40	8	30K	800	Clear	E26	6.9	10.95

LED COLOR LAMPS

120V
Medium Base
Dimmable



A19



PAR38

No.	Shape	Color	Mol	Watts	Each
S9642	A19	RED	4.56	2	4.96
S14985	A19	BLUE	4.13	8	4.95
S14986	A19	GREEN	4.13	8	4.95
S14988	A19	ORANGE	4.13	8	4.95
S14989	A19	PINK	4.13	8	4.95
S14984	A19	RED	4.13	8	4.95
S14987	A19	YELLOW	4.13	8	4.95
S9483	PAR38	AMBER	5.19	15	14.95
S9481	PAR38	GREEN	5.19	15	14.95
S9482	PAR38	BLUE	5.19	15	14.95
S9480	PAR38	RED	5.19	15	14.95
S9484	PAR38	YELLOW	5.19	15	14.95

LED TUBE SHAPE LED LAMPS

120V
Dimmable



Fig. 1



Fig. 2

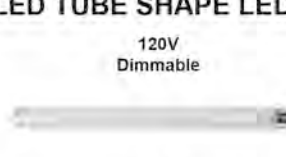


Fig. 3



Fig. 4

No.	Fig Style	Length	Watts	Equal to	Color	Lum	Each
FT1005D2527EC	1 T10 Clear	5.5"	3.5	25W	2700K	250	3.95
S8556	1 T10 Clear	5"	4	25W	2700K	350	7.14
S9580	1 T10 Clear	5"	4.5	40W	2700K	430	8.95
FT1005D4027EC	1 T10 Clear	5.5"	5	40W	2700K	450	3.95
FT1005D2527EW	2 T10 Frosted	5.5"	3.5	25W	2700K	250	3.95
FT1005D4027EW	2 T10 Frosted	5.5"	5	40W	2700K	450	9.88
FT3014D6027EC	3 T30 Clear	14.2"	8	60W	2700K	800	16.45
S9872	4 T6 Clear	3.19"	2.5	15W	2700K	200	4.95
S9873	4 T6 Amber	3.19"	2.5	15W	2000K	150	6.95

170 Broad St., P.O. Box 305
Glens Falls, NY 12801-0305


www.dale-electric.com
email: info@dale-electric.com

TOLL FREE 1-800-462-7733
LOCAL 518-793-4927
FAX 518-793-4467



BALLASTS

FLUORESCENT BALLASTS



No.	Compatible Lamps	Volts	Std Start	Pkg	Wt	Each
B234SR120M	2-F34T12	120	Rapid	10 2	15.40	
R2S40TP	2-F40T12	120	Rapid	10 3	14.00	
B2601120M	2-F96T12, 2-F72T12	120	Instant	10 2	33.50	
ICN-2S28-N-35I	2-F28T5	120/277	Instant	10 2	15.00	
⚡ V2S40TP	2-F40T12	277	Rapid	10 2	9.00	
⚡ VS110TPI	1-F96T12/HO	277	Rapid	10 3	49.00	
⚡ VS2S200TPI	2-F72, 2F96T12/HO	277	Rapid	10 3	60.00	

ELECTRONIC ENERGY EFFICIENT

No.	Lamp	Volts	Start	Pkg	Wt	Each	Per Pack
ICN2P32N35I	2-F32T8	120/277	Instant	10 2	19.67	18.42	
⚡ B232IUNVEL-N	2-F32T8	120/277	Instant	10 2	26.40	24.00	
⚡ B332IUNVEL-A	3-F32T8	120/277	Instant	10 2	15.40	14.00	
⚡ B332I277RH	3-F32T8	277	Instant	10 2	12.00	—	
⚡ B432IUNVEL-A	4-F32T8	120/277	Instant	10 2	25.30	23.00	
B254P-UNV-E	2-F54T5	120/277	Instant	10 2	36.30	33.00	
⚡ B454P-UNV-E	4-F54T5	120/277	Instant	10 2	42.90	39.00	
⚡ VEL-2P32RHTP	2-F32T8	277	Instant	10 2	9.00	—	

† NEMA Premium / NYSEERDA Qualified Ballasts

PLASTIC SIGN BALLASTS

SIGN BALLAST



Freight Extra

RAPID START
800ma-
HIGH OUTPUT (HO)


No.	Lamps	Total-Lamp-Footage	Wt.	Each
ESB/0216/12	1 or 2	2' Min, 16' Max	3	35.00

FLUORESCENT LAMP HOLDERS (TOMBSTONES)

For Medium Bi-Pin Lamps

Slide On
with
Captive
Nut.

For High Output Lamps
Recessed, Double Contact



No.	Description	Wt	Each	10+
13353-N	Short	1	1.86	1.74
45225-M	Short	1	1.13	1.09
2510W-Box	Regular	1	3.34	3.13
13357-N	Regular	1	2.65	2.49
45226-M	Regular	1	1.40	1.35

No.	Description	Wt	Each
13464-W	Plunger End	1	5.48
13465	Fixed End	1	8.31

CAPACITORS & IGNITORS

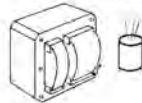


No.	Type	For Lamps	Wt.	Each
55868	MH	400W	1	17.16
55869	MH	1000W	1	17.25
55903	HPS	200W-400W	1	13.75

HIGH PRESSURE SODIUM KITS

Kits Include Ballast, Ignitor,
Mounting Bracket and Hardware

NPF = Normal Power Factor

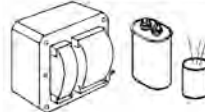


No.	Volts	Watts	PwrFactor	Wt.	Each
1233-251-W	120	35	Ballast Only	2	28.00
S68/50R/120/K	120	50	HPF	2	41.49
S62/70R/120/K	120	70	HPF	2	45.61

High Power Factor Kits
120/208/240/277V

Kits Include Ballast, Capacitor,
Ignitor and Mounting Hardware

HPF = High Power Factor



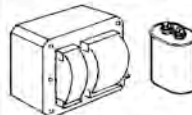
No.	Volts	Watts	PwrFactor	Wt.	Each
S51/400CWA/4T/K	Multi	400	HPF	14	60.00

METAL HALIDE KITS

120/208/240/277V High Power Factor

Kits Include Ballast
and Mounting Hardware

CWA= Constant Wattage Auto-Transformer



No.	Volts	Watts	PwrFactor	Wt.	Each
M98/70HX/4T/K	Multi	70	HPF	6	35.00
M138/250CWA/4T/K	Multi	250	Super CWA	9	50.00
Non-Pulse Start					
M58/250CWA/4T/K	Multi	250	CWA	9	35.00
M59/400CWA/4T/K	Multi	400	CWA	11	45.00

PORCELAIN LAMP HOLDERS



No.	Watts	Volts	Description	Base	Wt/100	Each
8101	660	250	2 Piece w/Leads	Medium	20	3.65
30150-WN	660	250	1/8" Hickey	Medium	12	2.85
80-1214	660	250	Threaded Cap	Medium	18	3.74
90-1074	660	250	Adj Glass Ring	Medium	35	4.20
8681	660	250	Mogul to Medium Adapter		25	5.48

3-WIRE GROUNDING VINYL ADAPTER

15A-125V

- No-Slip-Grip Grooved Sides
- Standard Color Gray
- Compact Design

2 adapters fit easily into standard Duplex Recep.

No.	Wt/100	Each
419GY	5	1.22

ADAPTERS



660 Watt Max
125V
61-LEV

No.	Description	Wt	Each
61-LEV	Outlet to Lamp	1	3.61

LAMP SOCKETS



10083-16
7070-PG
7090-PG



45210



19980PG

No.	Description	Wt/100	Each
10083-16	Turn-Knob On/Off	14	8.32
7070-PG	2-Circuit Turn-Knob	10	10.77
7090-PG	3-Way Turn-Knob	10	9.83
45210	Push-Thru 1/8" Cap On/Off	10	3.11
19980-PG	PullChain 1/8" Cap	11	11.40


SOCKET EXTENSION



Porcelain
Medium Base
660 Watt Max
250 Volt

No.	Length	Wt.	Each
2004-LEV	2-1/4"	1	8.02

TRIPLE TAP GROUNDED



*Lighted Adapter

No.	Color	Wt/100	Each
*GE1741-21D	Ivory	14	3.00

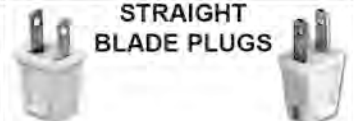
MINIATURE LAMP BASE WITH CLEAT



Candelabra
Lamp Base

No.	Watts	Volts	Wt/10	Each
10020-LEV	75	125	1	4.48

STRAIGHT BLADE PLUGS



10 Amp, 125 Volt, NEMA 1-15P, 2P, 2W,
Plug, Straight Blade, Residential Grade,
Non-Grounding. Cord size- 18-2 SPT.

No.	Color	Description	Each
123-P	Brown	Polarized	2.52
123-PW	White	Polarized	2.52

HEATER SOCKET



Porcelain - Medium Base
250 VAC 660 Watts

No.	Wt.	Each
602-BOX	1	19.24

CANDELABRA RAISED SOCKETS



75 Watt 125 Volt
1/8" Hickey Mount

No.	Height	Wt/10	Each
10026	3-1/2" - 4-5/8"	1	6.89



170 Broad St., P.O. Box 305
Glens Falls, NY 12801-0305

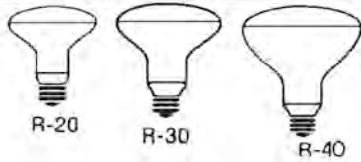
www.dale-electric.com
email: info@dale-electric.com

TOLL FREE 1-800-462-7733
LOCAL 518-793-4927
FAX 518-793-4467

77

⚠ WARNING: Some products may cause cancer or reproductive harm. See www.P65Warnings.ca.gov for more info ⚠

DUE TO THE NATIONAL ENERGY ACT
Many lamps are being discontinued. Call for availability or substitutes.



R20-30-40 REFLECTOR LAMPS INDOOR

No.	Watts	Volts	Pkg	Pkg Wt	Each	Per Pkg
25R14N	25	120	25	3	2.15	1.95
30R20	30	120	60	10	2.13	1.94
150BR38/FL/2	150	120	24	5	1.49	1.35

SPECIALTY

No.	Watts	Color	Wt/10	Each
75R30/blacklite	75	Black	3	2.20
120R40/PL	120	Plant	5	2.20

INCANDESCENT LAMPS



INDOOR-OUTDOOR PAR LAMPS

No.	Watts	Std Pkg	Wt/Std Pkg	Each	Per Pkg	
45PAR/H/SP (PAR38)	45	12	11	1.65	1.50	
No.	Watts	Color	Pkg	PkgWt	Each	Pkg
85PAR/Y	85	Yellow	12	3	2.00	1.82



INFRARED HEAT LAMPS

No.	Watts	Color	Pkg Wt	Each
250R40/1	250	Clear	10	5.39
250R40/HR	250	Red	5	11.47

DECORATIVE BULBS



No.	Watts	Base	Tip	Color	Wt/50	Each
25CTF	25	Candellabra	Torpedo	Frosted	3	0.83
40CFF	40	Candellabra	Flame	Frosted	3	0.66
40EFC	40	Medium	Flame	Clear	3	0.88
40FAN-TORP*	40	Medium	Torpedo	Clear	3	1.10
60CFF	60	Candellabra	Flame	Frosted	3	0.83
60CTF	60	Candellabra	Torpedo	Frosted	3	0.83
60EFC	60	Medium	Flame	Clear	3	0.66

*Rated for Paddlefans



GLOBE BULBS

No.	Watts	Base	Color	Diameter	Wt/48	Each
25G16-1/2-WH	25	Candellabra	White	2-1/16"	3	0.88
25G40/CL	25	Medium	Clear	5"	6	2.75
25G40/WH	25	Medium	White	5"	6	2.75
40G16-1/2-WH-ME	40	Medium	White	2-1/16"	3	0.74
40G25-CL	40	Medium	Clear	3-1/8"	4	1.10
40G25-CL-130V	40	Medium	Clear	3-1/8"	4	1.38
40G40/WH	40	Medium	White	5"	6	4.40
60G16-1/2-WH	60	Candellabra	White	2-1/16"	3	0.66
75G40/W	75	Medium	White	5"	6	2.75

INSIDE FROSTED A LAMPS MEDIUM BASE



No.	Watts	Volts	Wt/10	Each
25A-130	25	130	1	1.38
90/99F-120V	90	120	1	1.10
100A 23	100	120	2	0.83
150A-135A/EW	135	120	2	1.50
150A23	150	120	2	1.30
200A-130	200	130	2	2.04

THREE-WAY LAMPS MEDIUM BASE



No.	Watts	Wt/10	Each
30/100T/SW	30/70/100	1	3.30
50/250T/WL	50/200/250	1	1.65

CLEAR LAMPS MEDIUM BASE



No.	Watts	Volts	Wt/10	Each
15A15-130CL	15	130	1	1.35
25A/CL	25	120	1	0.72
PS25CL300/P5	300	120	1	4.90 <small>Mogul Base</small>

APPLIANCE & INDICATOR LAMPS



No.	Type	Watts	Volts	Color	Wt/10	Each
4C7	C7	4	120	Clear	1	0.72
4C7/W	C7	4	120	White	1	0.55
C7BLU5C	C7	5	130	Blue	1	1.04
C7GRN5C	C7	5	130	Green	1	1.04
C7RED5C	C7	5	130	Red	1	1.04
6S6CL	S6	6	120	Clear	1	2.09
6S6R	S6	6	130	Red	1	1.10
6S6SC	S6	6	40	Clear	1	1.21
7-1/2S/G	S11	7	115-120	Green	1	0.51
7-1/2S/B	S11	7	115-120	Blue	1	0.51
40S11N	S11	40	120	Clear	1	1.93

COLORED LAMPS MEDIUM BASE



No.	Watts	Color	Wt/10	Each
25A/G	25	Green	1	1.54
25A/P	25	Pink	1	1.54
25A/TY	25	Translucent Yellow	1	2.36
40A/G	40	Green	1	1.10
60A/blacklight	60	Black	1	1.47
60T/STP/GRN	60	Pastel Green	2	0.88
60T/STP/Y	60	Pastel Yellow	2	0.88
100A21/99Y	100	Yellow	2	0.83

TUFF-SKIN COATED & ROUGH SERVICE LAMPS MEDIUM BASE



No.	Type	Watts	Volts	Wt/10	Each
60A/TF	Tuff	60	115-125	1	2.75
60A/RS	Rough	60	120	1	0.64

TRAFFIC SIGNAL BULBS



No.	Type	Watts	Wt/10	Each
100A21/TS-130V	Traffic	100	2	2.20

SHOWCASE & EXIT LIGHT LAMPS




No.	Watts	Volts	Base	Color	Wt/10	Each
15T7DC	15	120	DbI	Clear	1	0.99
15T7N	15	120	Int	Clear	1	1.14
25T10	25	120	Med	Clear	1	1.49
40T6-1/2	40	120	Int	Clear	1	1.65
40T6-1/2/IF	40	120	Int	Frosted	1	2.75
40T10	40	120	Med	Clear	1	1.14
40T10/IF	40	120	Med	Frosted	1	1.18
15T6-145V*	15	145	Can	Clear	1	3.03
20T6-1/2/IF*	20	120	Int	Frosted	1	1.47
20T6-1/2DC/IF*	20	120	Bay	Frosted	1	2.20

*Exit Light Lamp

REFLECTOR LAMPS

DUE TO THE NATIONAL ENERGY ACT - Some lamps are being discontinued. Call for availability or substitutes.

HIGH PRESSURE SODIUM LAMPS



No./Watts/Base	Wt Per10	Each
LU50/MED	3	9.04
LU50/MOG	3	9.90
LU70/MED	3	9.90
LU100/MED	3	9.90
LU150/MED	4	17.05
LU250/MOG	4	15.05
LU1000 MOG	8	44.55

METAL HALIDE LAMPS



No.	Watts	Wt	Each
MH50/U/M	50	1	18.70
MH70/U/M	70	1	15.40
MH150U-MED	150	1	16.50
MH175U-MED	175	1	21.68
MH400/U/ED28	400	1	19.80
MH400U (Mogul)	400	1	19.25

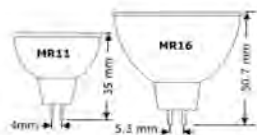
MERCURY VAPOR LAMPS



No.	Base	Watts	Wt	Each
H43AV-75/DX	Medium	75	1	14.63
HR100RD×FL38*	Medium	100	1	14.50
HR175DX-39	Mogul	175	1	9.63

*R38 Reflector Style

MR11 & MR-16 LAMPS



No.	Shape	Base	Watts	Volts	Description	Wt/10	Each	Per10
BAB	MR16	GU5.3	20	12	Flood 36°	1	3.85	3.50
EXZ	MR16	GU5.3	50	12	Spot 24°	1	3.85	3.50
EXT-MR16	MR16	GU5.3	50	12	Spot 12°	1	4.40	4.00
EYC	MR16	GU5.3	75	12	Flood 36°	1	3.85	3.50
MR11FL35L/GU10	MR11	GU10	35	120	Flood	1	3.59	3.24

QUARTZ TUNGSTEN HALOGEN LAMPS



MC BASE



Q-JC20
Q-JC50

No.	Watts	Volts	Std Pkg	Pkg Wt	Each	Per Pkg
Q-JC10	10	12	10	1	1.30	1.19
Q-JC20	20	12	10	1	2.75	2.50
JCD20/G8	20	130	10	1	2.19	2.00
Q-JC35	35	12	10	1	2.75	2.50
Q35CL/MC-QUARTZ	35	120	10	1	4.40	4.00
JCD40/G9	40	120	10	1	1.91	1.74
Q-JC50	50	12	10	1	0.73	0.67
Q-JCD50-120V	50	12	10	1	2.75	2.50
Q50CL/MC-QUARTZ	50	120	10	1	4.40	-----
Q100/CL/DC BAY	100	120	10	2	4.60	4.16
Q150T2 5-3-1/4	150	120	10	1	2.20	2.00
Q150CL/MC-QUARTZ	150	130	10	1	3.45	3.00
Q150CL/DC	150	120	10	1	5.06	4.60
Q250CL/MC-QUARTZ	250	130	10	2	3.85	3.50
JD250MC/FR	250	130	10	2	7.70	7.00
JD500MC/FR	500	130	10	2	7.70	7.00
Q1500T3/CL-208V	1500	208	10	3	6.60	6.00
Q75T3/S	75	120	10	1	5.23	4.75

XENON BULBS GENERATION LIGHTING

Used in Under Cabinet Lighting



No.	Volts	Shape	Glass	Watt	Color	Lum.	Each
97118-32	12	T3	Clear	5	2550K	33	5.36
97118-33	12	T3	Frost	5	2550K	33	5.36
97120-32	24	T3	Clear	5	2550K	33	2.97
97121-32	24	T3	Clear	10	2650K	83	2.97
97121-33	24	T3	Frost	10	2650K	83	2.79
9718-32	12	Rigid Loop	Clear	5	2550K	33	4.61

LAMP POST ACCESSORIES



WAVE LIGHTING SUFFIXES LEGEND

C = UL Outlet 320 = PhotoEye NCA = No Cross Arm

No.	Description	Wt.	Each
320	Photocell Attachment	1	29.30
338-WAVE	Receptacle Black	1	14.73
338-W	Receptacle White	1	13.41
347BK	Base for 348 Stub Post	2	27.90
348-12	12" Stub Post	2	26.82
349BK	Base to Mount Poles	2	14.73
347-WHT	Base for 348 Stub Post	1	23.25
335W	White Cross Arm Kit	1	10.62
335BK	Black Cross Arm Kit	1	11.70

No.	Length	Color	Material	Outlet	Photo Eye	Cross Arm	Wt.	Each
P5390-31PC	7'	Black	Aluminum	No	Yes	No	7	149.40
P5392-30PC	7'	White	Aluminum	No	Yes	No	5	89.71
295-C-NCA-BZ	7'	Bronze	Aluminum	Yes	No	No	5	98.12
295-NCA-BZ	7'	Bronze	Aluminum	No	No	No	7	47.20
295C-320NCA-BZ	7'	Bronze	Aluminum	Yes	Yes	No	7	87.50
295-WH	7'	White	Aluminum	No	No	Yes	5	48.75
295-320NCAW	7'	White	Aluminum	No	Yes	No	5	70.45
295-BK	7'	Black	Aluminum	No	No	Yes	5	58.28
295-BZ	7'	Bronze	Aluminum	No	No	Yes	5	58.28
295C-BK	7'	Black	Aluminum	Yes	No	Yes	5	77.04
295C-BZ	7'	Bronze	Aluminum	Yes	No	Yes	5	77.04
295C-320-BK	7'	Black	Aluminum	Yes	Yes	Yes	5	102.61
295C-320-BZ	7'	Bronze	Aluminum	Yes	Yes	Yes	5	102.61
295-NCA-WH	7'	White	Aluminum	No	No	No	5	47.20
295-320-BZ	7'	Bronze	Aluminum	No	Yes	Yes	5	72.00
295-320-NCA-BK	7'	Black	Aluminum	No	Yes	No	5	70.45
295-C-320-NCABK	7'	Black	Aluminum	Yes	Yes	No	5	101.06
295-C-320-NCAW	7'	White	Aluminum	Yes	Yes	No	5	87.50
295-320-BK	7'	Black	Aluminum	No	Yes	Yes	5	79.21
295C-320-WH	7'	White	Aluminum	Yes	Yes	Yes	5	89.05
295-NCA-BK	7'	Black	Aluminum	No	No	No	5	56.73
298	7'	Brass	Aluminum	No	No	Yes	5	41.08
307-320	7'	Black	Steel	No	Yes	Yes	10	45.34
307C-320	7'	Black	Steel	Yes	Yes	Yes	10	48.44
293-NCA-BK	8'	Black	Aluminum	No	No	No	6	83.55
294-NCA-BLACK	10'	Black	Aluminum	Yes	No	No	6	101.45

LAMP POSTS



170 Broad St., P.O. Box 305
Glens Falls, NY 12801-0305

www.dale-electric.com
email: info@dale-electric.com

TOLL FREE
LOCAL
FAX

1-800-462-7733
518-793-4927
518-793-4467

79

▲ WARNING: Some products may cause cancer or reproductive harm. See www.P65Warnings.ca.gov for more info ▲

FLUORESCENT LAMPS

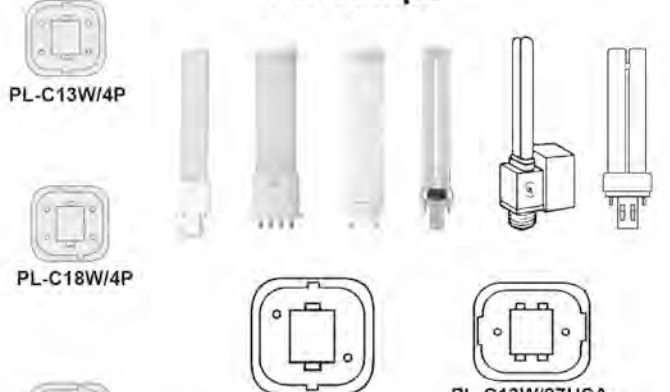
DUE TO THE NATIONAL ENERGY ACT - Some lamps are being discontinued. Call for availability or substitutes.

BIPIN

No.	Watts	Size	Std Pkg	Std Pkg Wt	Each	Per Pkg
F15T12/CW	15	18"	25	7	4.02	2.36
F8T5/CW	8	12"	25	2	2.84	2.59
F13T5/CW	13	21"	25	7	4.96	4.51
F14T5/835	14	22"	25	7	6.60	6.00
F14T12/CW	14	15"	24	7	4.60	4.18
F15T8/CW	15	18"	24	7	6.60	6.00
F15T8/AGRO	15	18"	24	7	2.31	2.10
F18T8CW/30	18	30"	24	9	6.05	5.50
F17T8/TL835	17	24"	25	10	4.40	4.00
F17T8TL/841	17	24"	25	10	4.40	4.00
F20T12/CW	20	24"	24	10	3.85	3.50
F20T12/AGROW	20	24"	24	10	11.58	-----
F25T8/ES/835/ECCO	25	36"	25	13	3.85	3.50
F25T8/TL841	25	36"	25	13	3.22	2.93
F28T8/835	28	48"	24	14	4.03	3.64
F28T8/841ECCO	28	48"	25	14	4.74	4.29
F30T8/AGROW	30	36"	24	13	4.84	4.40
F30T8/CW	30	36"	24	13	4.60	4.18
F32T8/TL730	32	48"	25	14	1.83	1.67
F32T8/TL835	32	48"	25	14	7.82	7.11
F32T8/TL841	32	48"	25	14	2.75	2.50
F40DX	40	48"	30	26	3.20	2.91
F40CW-2C	40	48"	30	26	1.54	1.40
F40CW/RS/WM/CVG*	40	48"	30	30	2.50	-----

*Cover Guard Coating to prevent glass from spreading if tube breaks

PL Lamps



No.	Description	Watts	Std Pkg	Pkg Wt	Each	Per Pkg
FML27/NDL	Flat GX10Q-2	27	1	1	8.02	-----
PL-S 7W/27	Lamp	7	10	3	3.30	3.00
PLS-7W/41	Lamp	7	10	3	3.88	3.53
PL7SYS	System&Lamp	7	6	5	3.30	-----
PL-13 TWIN TUBE	Lamp	13	12	2	2.82	2.56
CFL13/27/GU24	Lamp	13	10	4	3.00	-----
PL-C13W/27USA	Lamp	13	10	2	4.36	2.25
PL-C13W/35/4P	Lamp	13	10	2	3.30	3.00
PL-C 13W/41/4P	Lamp	13	10	2	5.32	4.84
PL-C26W/41/4P	Lamp	26	10	3	3.17	2.88
PL-L18W/835	Lamp	18	12	3	7.99	7.26
PL-L24W/841	Lamp	24	12	4	7.99	7.26
PL-L36W/835	Lamp	36	12	4	9.23	8.39
PL-S13W/835	Lamp	13	12	3	2.72	2.48
PL-T18W/30/4P	Lamp	18	12	3	9.08	8.25
PL-T26W/27/4P	Lamp	26	12	3	6.90	6.24
PL-T32W/41/4P	Lamp	32	12	3	5.25	4.77
PL-T42W/841/4P	Lamp	42	12	3	9.63	8.75

High Output Fluorescent Lamps (800ma)

Freight Extra

No.	Watts	Size	W/10	Each
F39T5/835/HO	39	34"	3	8.25
F42T12CW/HO	55	50"	6	8.80
F48T12/CW/HO	60	48"	6	7.15
F54T5/850/HO	54	48"	6	6.73
F64T12/CW/HO	80	64"	10	8.69
F84T12/CW/HO	95	84"	13	11.00

CIRCLINE FLUORESCENT LAMPS



No.	Watts	Size	Wt	Each
FC8T9/CW	22	8"	1	5.50
FC16T9/CW	40	16"	2	6.05

T-12 Single Pin

SLIMLINE BULBS

Freight Extra

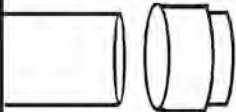
INSTANT START

No.	Watts	Size	Std Pkg	Std Pkg Wt	Each	Per 10
F48T12/SPEC35EW	38.5	48"	30	25	11.00	10.00
F48T12/WW	38.5	48"	30	25	10.18	9.25
F48T12/CW	38.5	48"	30	25	7.70	7.00
F72T12/CW	56	72"	15	14	5.45	4.95
F96T12/WW/EW	60	96"	15	18	3.63	3.30
F96T12/LW/WM	60	96"	15	18	2.75	2.50

TUBE GUARDS

For Fluorescent Lamps

EACH TUBE GUARD COMES COMPLETE WITH 2 END CAPS. Colored Guards Available For T8 & T12 Lamps



No.	Length	Size	Color	Wt/24	Each
2295B	4'	T8	Blue	10	14.47
2295G	4'	T8	Green	10	14.47
2295R	4'	T8	Red	10	14.47
TG-T8-96	8'	T8	Clear	30	5.50
2261-Y	4'	T12	Yellow	10	5.63


COMPACT FLUORESCENT LAMP



- Bulb and Adaptor
- 39 Watts
- Equivalent to 150 Watt Incandescent
- Lasts 13 times longer
- Flicker-free start

No.	Wt	Each
18739	1	2.25

U-Bent Fluorescent Lamps Domestic Made



No.	Watts	Spacing	Pkg	Pkg Wt	Each	Pkg
FB32T8/TL841	32	6"	20	18	15.40	14.00

KLEIN FLASHLIGHTS



No.	Description	Wt.	Each
56062	Rechargeable Headlamp	1	29.40
56412	Rechargeable Flashlight	1	41.75
56221-KLEIN	Clip Light	1	20.97

STREAMLIGHT FLASHLIGHTS

LED & Rechargeable Limited Lifetime Warranty

Candella 1,600 65 Lumens



No.	Description	Wt.	Each
51016-SML	3-AA Batteries, Titanium Color	1	46.09
85175-SML	Replacement Batteries 2 Pack	1	4.13

UNDER CABINET LED LIGHTING

BLBSC1

DIODE LED STRIP LIGHTS ELEMENTAL LED

Great Prices - High Quality

BLBSC2

TTW-1



Fits in standard electrical box.

Driver built into dimmables which includes White, Ivory, Brown Covers



DI-24V-SE Driver/Dimmer in one
Can be cut every 8"

ODBELV Driver

Common Applications:

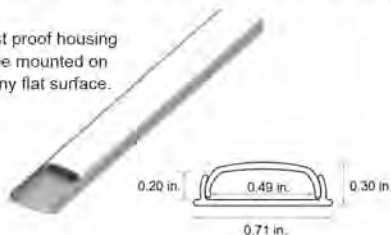
- Illuminate Cabinetry • Toe Kicks
- Coves • Shelving

SWITCHEX 24V SWITCH/DRIVER COMBO

No.	Description	Volts	Watts	Each
DI-24V-SE-60W	Switch/Driver Combo	120V AC	60W	186.00
DI-24V-SE-100W	Switch/Driver Combo	120V AC	100W	212.25
DI-ODBELV-24V60W	Omnidrive Basics Dimmable Driver	24V	60W	84.00
DI-TB8-CONN-TTW-1	Tape to Terminal Block Connector	-----	-----	2.63
DI-ODX-24V30W-J	Omnidrive Dimmable Driver	24V	30W	102.75
DI-ODX-24V60W-J	Omnidrive Dimmable Driver	24V	60W	168.00
DI-ODX-24V96W-J	Omnidrive Dimmable Driver	24V	96W	192.00
DI-ODX-24V120W-JBOX	Omnidrive Dimmable Driver	24V	120W	207.00
DI-ODX-24V200W-J	Omnidrive Dimmable Driver	24V	200W	285.00
DI-MLV-24V60W	Dimmable Driver	24V	60W	98.63
DI-MLV-24V96W	Magnetic Dimmable Driver	24V	96W	118.13

CHROMAPATH LED TAPE LIGHT CHANNEL

Rigid, dust proof housing that can be mounted on virtually any flat surface.



24V LED STRIP LIGHTS

No.	Color	Watts/Ft	Lum/Ft	Per Foot
DI-24V-BLBSC1-27-001	2700K	1.5	113	3.75
DI-24V-BLBSC3-27-001	2700K	4.5	338	9.00
DI-24V-BLBSC3-30-001	3000K	4.5	344	9.00
DI-24V-BLBSC1-35-001	3500K	1.5	113	4.13
DI-24V-BLX1-30-001	3000K	1.54	126	12.51
DI-24V-BLX3-27-001	2700K	4.3	318	21.00
DI-24V-BLX3-30-001	3000K	4.3	360	21.00
DI-24V-BLX3-35-001	3500K	4.3	357	21.00

No.	Description	Each
DI-CPCHB-WF-48	48" channel & frosted cover, end caps, 2x mounting clips	28.50
DI-CPCHB-WF-ACC	2x open end caps, 2x closed end caps, 4x mounting clips	4.88
DI-CPCHB-CAN-48	1x open end cap, 1x closed end cap, 2x mounting clips	48.38
DI-CPCHB-SL-48	1x open end cap, 1x closed end cap, 2x mounting clips	27.75
DI-CPCHB-CAN-ACC	2x open end caps, 2x closed end caps, 4x mounting clips	7.13
DI-CPCH-UC-BA	Set of 2x Clips & 4x Screws	6.38
DI-CPEC-SL-1	Channel End Caps - Brushed Aluminum	1.50

UNDER CABINET LIGHTING

LOW PROFILE LED UNDER CABINET LIGHT HARDWIRED



Hardwired



Jumper Cord

- Dimmable Triac
- Extruded Aluminum Housing w/ White Powder Coat Finish
- 3000K Color Temperature (ASK ABOUT 4000K)
- Gangable/Linkable Design allows multiple fixtures to be powered by same circuit
- On/Off Switch
- Width=0.67", Height=2.7"
- 200 Watt Max Run
- Plug-In or Hardwired
- 120 Volt
- CRI-90+

No.	Type	Color	Length	Watts	Lumens	Wt	Each
71251A	Plug-in/Hardwired	White	9"	5.0	270	2	28.00
71252A	Plug-in/Hardwired	White	12"	5.0	270	2	29.40
71260A	Plug-in/Hardwired	White	18"	8.0	460	3	35.00
71264A	Plug-in/Hardwired	White	24"	11.0	460	4	36.40
71271	Plug-in/Hardwired	Alum	18"	8.0	389	2	35.00
71265	Jumper Cord	White	6"	---	---	1	2.81
71266	Jumper Cord	White	12"	---	---	1	3.89
71267	Jumper Cord	White	24"	---	---	1	5.63
71268	Jumper Cord	White	36"	---	---	1	7.11
71273	Jumper Cord	White	48"	---	---	1	7.11

LED UNDER CABINET RETROFIT



- Max Run 400 Watts
- CRI 90
- 1" Depth X 3-1/2" Width
- Frosted Lens
- 120V Dimmable
- 50,000 Hour Rated
- Built-in On/Off Switch

No.	Finish	Color	Watts	Lnth	Lum	Each
NUD-8808/30BZ	Bronze	3000K	4.5	8"	242	56.70
NUD-8808/30WH	White	3000K	4.5	8"	242	56.70
NUD-8811/30BZ	Bronze	3000K	6.7	11"	337	60.30
NUD-8811/30WH	White	3000K	6.7	11"	337	60.30
NUD-8818/30BZ	Bronze	3000K	11	18"	608	75.51
NUD-8818/30WH	White	3000K	11	18"	608	75.51
NUD-8822/30BZ	Bronze	3000K	12	22"	646	81.45
NUD-8822/30WH	White	3000K	12	22"	646	81.45
NUD-8832/30BZ	Bronze	3000K	16	32"	1006	113.31
NUD-8832/30WH	White	3000K	16	32"	1006	113.31

LED UNDER CABINET FIXTURE



- CRI-90+
- 120 Volt
- High/Low/Off Rocker Switch
- Dimmable
- Linkable up to 400 Watts Fixtures

No.	Length	Color Temp	Watts	Lumens	Wt	Each
NUDTW-8811/23345WH	11"	27K/3K/35K/4K/5K	7	440	1	62.28
NUDTW-8818/23345WH	18"	27K/3K/35K/4K/5K	9	720	1	79.65
NUDTW-8822/23345WH	22"	27K/3K/35K/4K/5K	11	880	1	90.90
NUDTW-8832/23345WH	32"	27K/3K/35K/4K/5K	16	1280	1	113.31
NUDTW-8842/23345WH	42"	27K/3K/35K/4K/5K	18	1680	1	170.10
NUA-805W	72" Cord & Plug	---	---	---	1	13.50



170 Broad St., P.O. Box 305
Glens Falls, NY 12801-0305

www.dale-electric.com
email: info@dale-electric.com

TOLL FREE 1-800-462-7733
LOCAL 518-793-4927
FAX 518-793-4467

81

NORA TRACK LIGHTING

TRACK HEADS



Track can be cut to Length



SINGLE CIRCUIT TRACK - 120V

No.	Color	Length	Wt	Each
NT-301W	White	2'	2	13.41
NT-301B	Black	2'	2	13.41
NT-301BZ	Bronze	2'	2	17.64
NT-302W	White	4'	3	24.84
NT-302B	Black	4'	3	24.84
NT-302BZ	Bronze	4'	3	28.98
NT-303W	White	6'	4	35.91
NT-303B	Black	6'	4	35.91
NT-304WA	White	8'	6	44.19
NT-304BA	Black	8'	6	44.19
NT-304BZ	Bronze	8'	6	45.16

ACCESSORIES



No.	Description	Wt	Each
NT-307	Black Floating Canopy	1	12.06
NT-307B	Bronze Floating Canopy	1	12.06
NT-307W	White Floating Canopy	1	12.06
NT-308B	Black Utility Hook	1	8.91
NT-308W	White Utility Hook	1	8.91
NT-309B	Black Flexible Connector	1	19.62
NT-309W	White Flexible Connector	1	19.62
NT-310B	Straight Connector Black	1	6.30
NT-310BZ	Straight Connector for 1 Circuit Track, Bronze	1	6.30
NT-310W	Straight Connector White	1	6.30
NT-313B	L-Connector Black	1	11.43
NT-313BZ	L Connector, 1 Circuit Track, Bronze	1	14.58
NT-313W	L-Connector White	1	11.43
NT-314B	Black T-Connector	1	14.49
NT-314W	White T-Connector	1	14.49
NT-316B	Black Live End Power Feed	1	7.02
NT-316BZ	Bronze Live End Power Feed	1	7.02
NT-316W	White Live End Power Feed	1	7.02
NT-318B	Black Dead End Cap	1	0.72
NT-318W	White Dead End Cap	1	0.72



No.	Description	Wt	Each
NT-316	Black Mono Point Power Feeder	1	14.58
NT-319W	White Mono Point Power Feeder	1	14.58
NT-320B	Outlet Box Cover / Black	1	4.50
NT-320BZ	Outlet Box Cover / Bronze	1	4.50
NT-320W	Outlet Box Cover / White	1	4.50
NT-321B	Black Cord and Plug Set 12'	1	15.84
NT-321W	White Cord and Plug Set 12'	1	15.84
NT-328B	Black Live End Conduit Connector	1	12.06
NT-328W	White Live End Conduit Connector	1	12.06
NT-352B	Live End Feed w/ Canopy, 1 Circuit Track, Black	1	14.58
NT-352BZ	Live End Feed w/ Canopy, 1 Circuit Track, Bronze	1	14.58
NT-352W	Live End Feed w/ Canopy, 1 Circuit Track, White	1	14.58
NT-368B	Pendant to Track adapter, 1 or 2 circuit track, Black	1	12.42
NT-368W	Pendant to Track adapter, 1 or 2 circuit track, White	1	12.42

LED DECORATIVE CEILING LIGHTS

Dimmable
120V



72232

No.	Color	Size	Watts	Lumens	Temp	Wt	Each
72232	Satin Nickel	16"	32W	1700	3000K	1	67.20



NTH-103 NTH-104 NTH-105 NTH-106 NTH-122BZ NTH-123



NTH-124 NTH-125 NTL-212 NTH-619 NTH-694



NTH-695 NTH-697

No.	Description	Maximum Lamp Size	Wt	Each
NTH-103B	Black Baffle Cylinder	50W R/PAR20	2	15.61
NTH-103W	White Baffle Cylinder	50W R/PAR20	2	15.22
NTH-104B	Black Baffle Cylinder	75W R/PAR30	2	15.61
NTH-104BZ	Bronze Baffle Cylinder	75W R/PAR30	2	21.78
NTH-104W	White Baffle Cylinder	75W R/PAR30	2	15.61
NTH-105B	B Round Cyl B Baffle	Halogen E26	2	17.82
NTH-105BZ	BZ Round Cyl B Baffle	Halogen E26	2	18.81
NTH-105W	W Round Cyl B Baffle	Halogen E26	2	17.82
NTH-106BZ	Bronze Baffle Cylinder	75W R/PAR30	2	23.31
NTH-122BZ	Bronze Designer	50W R/PAR20	2	23.67
NTH-123W	White Wireback Cone	50W R/PAR20	2	28.32
NTH-124B	Black Cone Lamp	50W R/PAR20	2	32.04
NTH-124BZ	Bronze Cone Lamp	50W R/PAR20	2	34.92
NTH-124W	White Cone Lamp	50W R/PAR20	2	32.04
NTH-125B	Black Cone Lamp	75W R/PAR30	2	33.93
NTH-125BZ	Bronze Cone Lamp	75W R/PAR30	2	40.50
NTH-125W	White Cone Lamp	75W R/PAR30	2	33.93
NTH-212N	Continental Nat Metal	Halogen 50W MR16	2	39.70
NTH-619B	Black Metro™ Head	LED GU10/50W	2	26.37
NTH-694B	Roundback Head	LED GU10/50W	2	24.48
NTH-694W	Roundback Head	LED GU10/50W	2	24.48
NTH-695B	Telescope Head	LED GU10/50W	2	24.48
NTH-695W	Telescope Head	LED GU10/50W	2	24.48
NTH-697B	Gimbal Ring Black	Halogen 50W MR16	2	28.26
NTH-697W	Gimbal Ring White	Halogen 50W MR16	2	28.26

RECESSED LIGHT CONVERTER KIT for 4 to 6-Inch Recessed



Allows you to convert from a recessed light to a surface mount or pendant mount light.



Includes A Decorative Medallion that can Be Painted To Match Your Decor

No.	Finish	Wt.	Each
01011	White	3	26.21

PROTECTIVE EQUIPMENT & STORAGE SYSTEMS

K95 MASKS



10 masks per box

Preferred mask for COVID protection

- Can filter out 95% of particulate matters.
- Multi-layers designed
- With elastic ear-loop & nose bar
- Effectively blocks dust, air pollutants & droplets

No.	10 Pack	50 Pack
KN95	9.00 (0.90ea)	40.00 (=0.80ea)
	200+ 130.00 (=.65ea)	

CESG

CELESTIAL ELECTRICAL SAFETY GEAR



150-3-18



148-7000



9150-56510



48-73-5042



87074-KLEIN

ARC FLASH PROTECTIVE CLOTHING

No.	Description	Class	Wt	Each
148-7000	Glove	----	4	24.00
148-6018	Bag	----	4	34.50
150-3-18	Rubber Glove	3	4	217.56
ARC SHIELD				
9150-56510	Shield	2	4	81.90
GLOVE KITS				
150-SK-2_SIZE10	Glove Kit (Size 10)	2	4	197.22
SAFTEY VESTS				
48-73-5042	Yellow Vest	2	1	33.79
FALL ARREST HARNESS				
87074-KLEIN	Full-Body Harness	1		202.68

HARD HATS



- Meets ANSI Z89.1-1981 specs for Class A, B & C
- ABS shell, tough, lightweight, durable.
- Slotted sides for accessories.
- Rugged, high-density polyethylene
- Completely adjustable full 6-point suspension.
- Turn knob ratchet adjust.

No.	Description	Wt.	Each
53240	Yellow Hard Hat	1	17.30
53244	Blue Hard Hat	1	8.82

PROTECTIVE GOGGLES



SF201AS

SF202AS

11476-3M

11801-3M

No.	Description	Wt	Each
SF201AS	Clear Lens	1	5.88
SF202AS	Gray Lens	1	5.88
11476-3M	Illuminated/Adjustable	1	8.95
11801-3M	Corded Earplug (CCS)	1	5.75

SAFTEY GLASSES

Lightweight, unisex Virtua protective eyewear combines versatility & value w/ high wraparound coverage, polycarbonate construction & a hard coat, scratch-resistant lens for a comfortable, contoured fit.



53010



11801-3M



No.	Description	Wt	Each
53010	Goggles w/ Clear Lens	1	5.22
11801-3M	Anti-Fog Lenses	1	5.75

BACK SUPPORT

Help protect workers backs & reduce costly lost time injuries with this Elastic Back Support



No.	Description	Wt	Each
53226-M	Back Support Large	1	15.44
53228-M	Back Support X-Large	1	15.44

TRADESMAN PRO KNEELING PAD



- 1-Inch thick
- Easily bounces back to form
- 28"x16"x1"

No.	Wt.	Each
60136-KLEIN	1	44.53

LIGHTWEIGHT GEL KNEE PADS



- Slip resistant caps grip kneeling surface for stability & balance
- Pressure dispersed w/ gel & EVA foam that cushions the knee
- Top strap is elastic; bottom strap is webbed

No.	Wt.	Each
60184-KLEIN	1	25.23

KNIT BEANIE



Knit Beanie is fleeced lined for extra comfort Wear under a hard hat or alone. Ribbed-knit for snug fit with high-visibility yellow trim.

No.	Wt.	Each
60391-KLEIN	1	16.65

WIRELESS INSPECTION CAMERA



The Ferret inspection camera allows high definition video streaming to smart devices in real time.

- Save Photos & Video to smart device
- Suitable for cable pulling
- Built-in WiFi Hotspot
- IP67 dustproof & waterproof
- 720p HD streaming

- All Models: Built-in WiFi hotspot, wireless & rechargeable
- All Models: Built-in rechargeable battery
- All Models: IP67 dustproof & waterproof
- All Models: Free & easy to use App
- All Models: 720p HD streaming
- All Models: Adjustable bright white LEDs
- All Models: Digital zoom function
- All Models: Ferret always up viewing mode in app
- Plus: 8GB built-in (on board) memory
- Plus: Non-contact voltage detector
- Pro&Plus: App controlled variable focus
- Pro&Plus: Super fast charge

Get an inside look at hard to see places!



FERRET LITE

Includes kit
Does not mount to Fish Stick

99317

No.	Description	Wt.	Each
99300	Ferret Wifi	2	105.00
99317	Ferret Lite	2	147.42
99320-RACK	Ferret Pro	2	176.33
99330	Ferret Plus	2	269.92



170 Broad St., P.O. Box 305
Glens Falls, NY 12801-0305

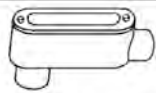
www.dale-electric.com
email: info@dale-electric.com

TOLL FREE 1-800-462-7733
LOCAL 518-793-4927
FAX 518-793-4467

83

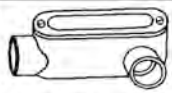
⚠ WARNING: Some products may cause cancer or reproductive harm. See www.P65Warnings.ca.gov for more info ⚠

PVC CONDUIT FITTINGS



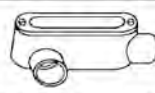
LB CONDUIT BODIES

No.&Size	Wt./10	Each	Per10
PVCLB1/2	2	3.22	2.90
PVCLB3/4	3	4.14	3.72
PVCLB1	4	4.55	4.10
PVCLB1-1/4	7	6.92	6.23
PVCLB1-1/2	9	8.33	7.49
PVCLB2	17	14.73	13.26
PVCLB2-1/2	40	53.50	48.15
PVCLB3	40	55.27	49.74
PVCLB3-1/2	66	59.25	53.33
PVCLB4	66	60.63	54.57



LL CONDUIT BODIES

No.&Size	Wt/10	Each	Per10
PVCLL-1/2	2	3.32	2.98
PVCLL-3/4	3	4.97	4.48
PVCLL-1	4	5.11	4.60
PVCLL-1-1/4	7	7.40	6.66
PVCLL-1-1/2	9	8.68	7.82
PVCLL-2	15	15.08	13.57
PVCLL-2-1/2	40	62.19	-----
PVCLL-3	40	69.29	-----
PVCLL-4	66	74.62	-----



LR CONDUIT BODIES

No.&Size	Wt/10	Each	Per10
PVCLR-1/2	2	3.26	2.93
PVCLR-3/4	3	4.67	4.20
PVCLR-1	4	5.05	4.54
PVCLR-1-1/4	7	7.31	6.58
PVCLR-1-1/2	9	8.45	7.60
PVCLR-2	15	15.08	13.57
PVCLR-2-1/2	40	62.12	-----
PVCLR-3	40	69.22	-----
PVCLR-4	66	74.53	-----



T CONDUIT BODIES

No.&Size	Style	Wt/10	Each
PVCT-1/2	T	2	4.10
PVCT-3/4	T	2	5.02
PVCT-1	T	4	5.23
PVCT-1-1/4	T	7	8.52
PVCT-1-1/2	T	9	11.22
PVCT-2	T	17	15.93

PVC PULL BOXES


NEMA 4X PVC Junction Boxes. Custom sizes available. Screw covers are 1" thick.



No. & Size	Wt.	Each
PVC4x4x2	1	13.62
PVC4x4x4	2	22.47
PVC5x5x2	2	26.99
PVC6x6x4	2	27.51
PVC6x6x6	2	30.09
PVC8x8x4	3	51.90
PVC8x8x7	4	77.63
PVC12x12x4	5	79.69
PVC12x12x6	6	81.77
PVC12x12x8	11	125.20
PVC14x14x8	14	237.75
PVC14x14x10	15	259.09
PVC16x16x10	18	278.22
BP88CSW 8X8*	5	16.95
BP1212CSW 12X12*	5	25.81

* Back Plate

HINGED PVC PULL BOXES



No.&Size	Wt.	Each
PVCH8X8X4	1	121.92
PVCH8X8X7	2	140.55
PVCH12X10X6	2	153.36
PVCH12X12X4	2	154.47
PVCH12X12X6	2	165.78
PVCH12X12X8	3	140.17
PVCH14X14X8	4	185.59
PVCH14X14X10	5	200.53
PVCH16X16X10	6	215.48

POLE MOUNT FOR PVC PULL BOXES



No.	Size	Wt.	Each
PMK4-12	4"-12"	1	54.95

ROUND JUNCTION BOX

With Cover & Brass Inserts



Size 1/2" or 3/4" KO's

No.	Wt/10	Each	Per10
PVCJBOX	4	16.63	14.97

C CONDUIT BODIES



No.&Size	Style	Wt/10	Each
PVCC-1/2	C	2	3.26
PVCC-3/4	C	3	4.75
PVCC-1	C	4	5.16
PVCC-1-1/4	C	7	7.85
PVCC-1-1/2	C	9	8.42
PVCC-2	C	17	14.90
PVCC-2-1/2	C	40	62.19
PVCC-3	C	40	69.28
PVCC-4	C	50	74.62

PVC SOLVENT CEMENT & PIPE PRIMER*



No.	Size	Wt.	Each
379-morris	1/2 Pint	1	8.18
CP-PINT	Pint	2	10.37
CP-QT	Quart	4	13.81
G9346S-B	Pint	2	16.28
G9336S-B*	Quart	4	27.55
G2646S-B**	Pint	2	19.63
G2636S-B**	Quart	4	21.69

*Clear Primer **Cold Weather 0°

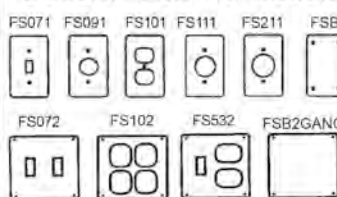
PVC SERVICE ENTRANCE CAPS



*Rated for PVC, Rigid EMT, IMC

No.&Size	Wt.	Each
PVC 1/2HEAD	1	6.28
PVC 3/4HEAD	1	6.93
PVC 1HEAD	1	7.76
PVC 1-1/4HEAD	1	10.43
PVC 1-1/2HEAD	1	12.60
PVC 2HEAD	2	20.98
PVC106 (2-1/2")*	2	62.85
PVC 2-1/2HEAD	5	106.58
PVC 3HEAD	5	103.04
PVC109 (3", 3 1/2", 4")*	13	99.98

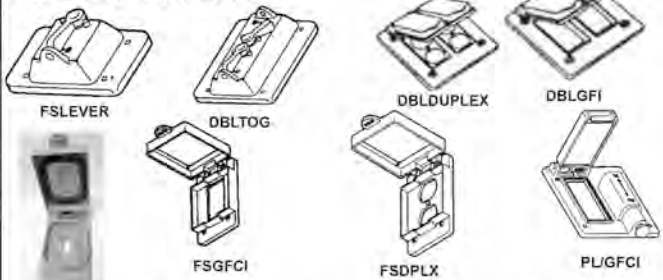
COVERS FOR FS BOXES



Gasket included with blanks only

No.	Wt/10	Each	Per10
FS071	Switch	3	1.88 1.69
FS091	Recp	3	2.00 1.80
FS101	Duplx	3	4.05 3.64
FS111	Twist20A	3	2.12 1.91
FS211	Twist30A	3	3.56 3.21
FSB	Blank	3	6.64 5.97
2-GANG			
FS072	2-Switch	5	4.77 4.30
FS102	2-Duplx	5	4.77 4.30
FS532	Sw/Duplx	5	4.78 4.30
FSB-2GANG	Blank	5	9.08 8.17

FS BOX COVERS



No.	Description	Wt.	Each
FSLEVER	1-Switch	1	9.61
DBLTOG	Double Toggle	1	22.14
DBLDUPLEX	Double Duplex	1	18.46
DBLGFI	Double GFI	1	18.46
FSTOGGLE	Toggle in FS	1	13.58
FSGFCI	1-GFI Receptacle	1	13.88
FSDPLX	Duplex	1	12.98
PL/GFCI	Plunger/GFI	1	19.01
FS15A 1-3/8	Single Recept Cover	1	16.02
FS20A 1-5/8	Single Recept Cover	1	22.87
LVPF150HRC	150W Jelly Jar	1	75.00

FS BOXES



1-GANG BOXES

No.&Size	Wt./10	Each	Per10
FSE-1/2	3	11.02	9.91
FSE-3/4	4	11.58	10.42
FSC-1/2	3	11.58	10.42
FSC-3/4	4	12.66	11.39
FSC-DEEP (1/2-1)	4	13.62	12.26
FSS-1/2	3	11.80	10.62
FSS-3/4	4	12.66	11.39
FSCC-1/2	3	13.88	12.50
FSCC-3/4	4	15.72	14.15
FSCC-1	4	10.08	9.07

2-GANG BOXES

No.&Size	Wt/10	Each
FSE1/2-3/4-1-2G	5	17.82
FSC1/2-75-1-2G	5	18.16
FSS1/2-3/4-1-2G	5	21.40
FSCC1/2-75-1-2G	5	21.40

90° PULL BOXES



Includes cover, gasket, and screws

No.&Size	Wt/10	Each	Per10
PVCPE-1/2-3/4	1	6.54	5.89

Packed with 2 reducers. (3/4 to 1/2)



170 Broad St., P.O. Box 305
Glens Falls, NY 12801-0305

www.dale-electric.com
email: info@dale-electric.com

TOLL FREE 1-800-462-7733
LOCAL 518-793-4927
FAX 518-793-4467

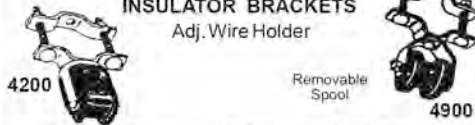
POLE LINE HARDWARE

INSULATED CLEAVES




No.	Extension	Wt.	Each	Per10
4172	4-1/16"	2	12.69	11.54
4110	4"	3	19.66	18.57
4112	4"	4	22.00	20.00
5101	Repl. Spool	1	2.97	2.81

PIPE MOUNTING INSULATOR BRACKETS Adj. Wire Holder



No. & Size	Wt.	Each	Per10
4200-1.25"-3"	2	9.00	8.50
4900-1.25"-2.5"	2	12.60	11.90
4600 4"	3	36.04	---

MACHINE BOLTS



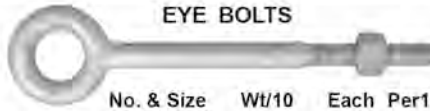
No. & Size	Wt/10	Each	Per10
6108-5/8X8"	10	4.69	4.43
6110-5/8X10"	10	3.56	3.36
6112-5/8X12"	11	4.59	4.33
6114-5/8X14"	12	7.20	6.80
6116-5/8X16"	12	5.85	5.53

PORCELAIN INSULATORS



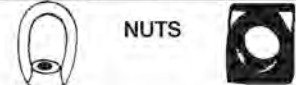
No.	Screw	Wt./100	Each	Per10
B-9	1-11/16"	3	2.52	2.38
132-insulator	2-1/4"	7	5.75	5.44

EYE BOLTS



No. & Size	Wt/10	Each	Per10
6278-5/8X8	12	11.81	11.16
6380-5/8X10	15	12.15	11.48
6382-5/8X12	16	10.41	9.83
6386-5/8X16	19	16.82	15.88

NUTS



No. & Size	Wt/10	Each	Per10
1075-5/8"	10	5.15	4.86
1082-5/8"	12	1.19	1.12

STRAIN INSULATORS 3-1/2" Length



No. & Size	Wt./10	Each	Per10
502-5/8	13	8.47	7.70

SQUARE WASHERS




No. & Size	Wt/10	Each	Per10
6330-5/8X2"	3	1.68	1.59

THREADED ROD




No.	Size	Wt/10	6'
ROD146	1/4-20X6	4	8.79
ROD386	3/8-16X6	5	13.56
ROD126	1/2-13X6	6	24.60

CONDUIT SUPPORT



No. & Size	Wt./10	Each
7542-2	10	10.22
2850-2 1/2	13	12.75
2950-3	25	13.97
3050-3 1/2	30	17.36
3150-4	30	18.31

LAG SCREW CONDUIT SUPPORT



No. & Size	Description	Wt./10	Each	Per10
7530-2"	2" Conduit 2-1/4" Lag Screw	4	8.39	7.92
P-26	2" Conduit 2-1/2" Lug	5	10.85	9.80
2850L-2 1/2	2-1/2" Conduit Lug 2-1/4" Lug	9	11.32	10.69

THREADED ROD COUPLINGS



No.	Size	Wt/10	Each
RC1	1/4"	1	0.73
RC2	3/8"	1	0.66
5813	5/16"	1	0.66



NEOPRENE ROOF FLASHINGS

No.	Wt./10	Each	Per10
2900N-2	5	8.32	7.62
3000N-2 1/2	6	9.33	8.81
3100N (3")	8	15.10	14.26



GALVANIZED FLASHING WITH NEOPRENE COLLAR

No. & Size	Wt./10	Each	Per10
2900-2	14	9.00	8.50
3000-2 1/2	14	8.94	8.45



Wraps around existing pipe trim to exact size of pipe to be flashed.

No.	Wt./10	Each
G14751	5	131.60

WEDGE GRIP CLAMPS



No. & Size	Wire Size	Wt./10	Each	Per10
W62-1	2-6	2	3.51	3.22
W20-1	1/0-4	3	5.54	5.08
W40-1	4/0-2/0	3	7.85	7.20

GUY WIRE



No. & Size	Strength	Wt./100'	Per Ft.
GW-5/16"	8,000	21	0.80
GW-3/8"	10,800	28	1.50

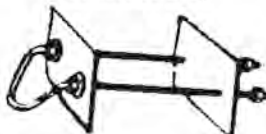
"FREIGHT EXTRA ITEM"



No. & Size	Wt	Each	Per5
7714-3/4X66	11	53.46	48.60


ROOF TIE BRACKET

Attachment to Roof
For Service Drop



No.	Wt./10	Each
RT-100	19	25.11

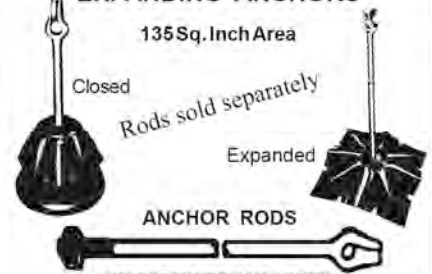
WIRE ROPE CLIPS & Clamps For "Guy Wire"



No. & Size	Wt/10	Each	Per25
7105-1/4-5/16	13	1.36	1.31
PP207 1/4" Helical	11	10.89	9.90
PP209 5/16" Helical	2	8.25	---
PP210 3/8" Helical	11	8.25	7.50
8640 (3/16-7/16")	30	9.47	---

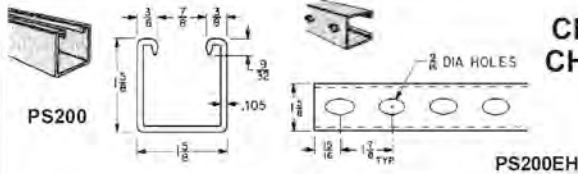
Preformed Dead End Grip

EXPANDING ANCHORS

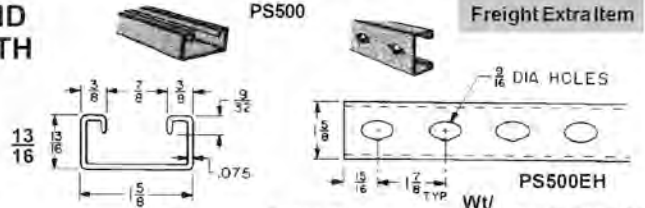


No. & Size	Description	Size	Wt.	Each
7678	Anchor	8" Dia.	10	48.03
7657-5/8X7	Rod	7" Long	8	52.27

CHANNEL, FASTENERS AND FITTINGS



CHANNEL AND CHANNEL WITH HOLES



PG - Galvanized Finish

No.	Gauge	Description	Wt/100	Per10'	Per100'
PS200EH 10 PG	12	1-5/8" Galvanized w/ Holes	185	34.10	31.02

No.	Gauge	Description	Wt/100	Per10'	Per100'
PS 500 10GR	14	13/16" Galvanized No Holes	100	20.15	18.33
PS500EH 10 PG	14	13/16" Galvanized with Holes	98	32.55	29.61

EMT-RIGID UNIVERSAL CONDUIT STRAPS

No.	Size	Wt/100	Each	Ea/100
PS 1100 3/8 EG	3/8"	14	1.11	1.00
PS 1300 1/2EG	1/2"	15	0.84	0.76
PS 1300 3/4EG	3/4"	16	0.84	0.76
PS 1300 1EG	1"	22	1.09	0.98
PS 1300 1 1/4EG	1-1/4"	25	0.85	0.77
PS 1300 1 1/2EG	1-1/2"	37	1.13	1.02
PS 1300 2EG	2"	42	1.16	---
PS 1100 2 1/2EG	2-1/2"	46	1.30	---
PS 1100 3EG	3"	52	1.71	---
PS 1100 3 1/2EG	3-1/2"	69	1.95	---
PS 1100 4EG	4"	74	2.51	---



EMT ONLY CONDUIT STRAPS

No.	Size	Wt/100	Each	Ea/100
PS1000 1/2EG	1/2"	15	0.80	0.73
PS1000-3/4EG	3/4"	16	0.93	0.84
PS1000-1EG	1"	22	1.16	1.05
PS1000-1-1/4EG	1-1/4"	25	1.24	1.12
PS1000-1-1/2EG	1-1/2"	37	1.30	1.18
PS1000-2EG	2"	42	1.43	1.29



SPRING NUT

No.	Size	Thread	Wt/100	Each	Ea/100
PSRS 1/4EG	1/4"	20	8	0.84	0.76
PSRS 3/8EG	3/8"	16	10	0.90	0.81
PSRS 1/2EG	1/2"	13	12	0.96	0.87

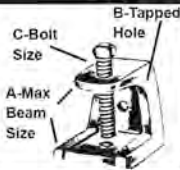
*Short Spring for Shallow Strut




INSULATOR SUPPORTS

(BEAM CLAMPS)
MALLEABLE IRON,
CADMIUM-PLATED
1/4" - 20 tapped holes

No.	A	B	C	Wt.	Each	10+
IS-1	5/8	1/4-20	5/16-18	1	0.69	0.63
IS-2	15/16	3/8-16	1/2-13	1	3.49	3.20



NYLON TERMINAL BLOCKS



Modular 120-circuit design
can be cut into smaller sections
or stacked end-to-end.

Rated 600 VAC

No.	Amps	Wire Range	Overall Length	Wt	Each
22052	20	22 - 12	3.79"	1	2.02
22054	30	22 - 10	4.62"	1	2.45
22056	35	22 - 10	5.54"	1	4.33

PLASTIC NYLON TERMINAL STRIPS

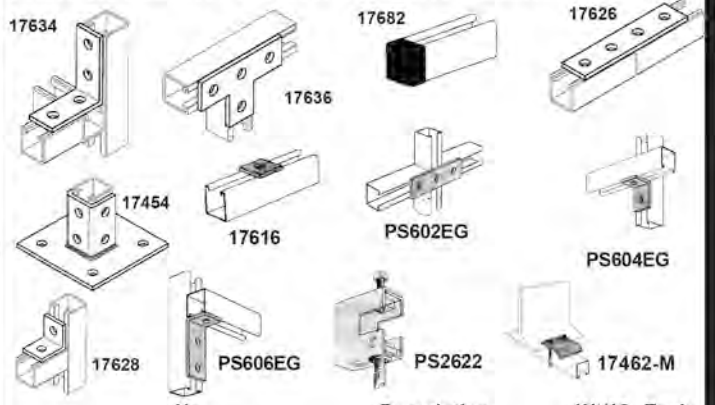
Rated: 30A UL 300VAC

Wire Range AWG: 18 - 12 Str - Type 1
Wire Range AWG: 18 - 8 Str - Type 2



No.	Circuits	Type	Overall Length	Wt	Each
22022	2	1	2.05"	1	4.90
22023	3	1	2.60"	1	5.81
22024	4	1	3.15"	1	6.43
22026	6	1	4.25"	1	7.31
B106	6	2	4.50"	1	4.90
22028	8	1	5.35"	1	8.58
22030	10	1	6.46"	1	9.03

ZINC ELECTRO PLATED STRUT ACCESSORIES



No.	Description	Wt/10	Each
PS604EG	2-Hole Corner Angle	4	1.83
17628	2-Hole Corner Angle	4	1.40
PS606EG	3-Hole Corner Angle	6	4.50
PS602EG	3-Hole Splice Plate	6	2.80
17616	Flat Plate	2	0.73
17462-M	Beam Clamp	9	5.50
PS2622	Beam Clamp	5	2.94
17638	2-Hole Angle Conctr	6	3.00
PS781EG	4-Hole Angle Conctr	8	6.48
17626	4 Hole Splice Plate	8	2.76
17634	4 Hole 3-way Corner Angle	8	2.67
17636	4 Hole Tee Plate	8	4.89
17454	Post Base Single Channel (4 Hole Square: 3-1/2")	20	15.19
17638 45° 4-Hole	Plastic White End Cap: 13/16"	2	2.77
17682	Plastic White End Cap: 1-5/8"	2	2.97
17684			

INTERSYSTEM GROUNDING & BONDING BRIDGE

CONDUCTOR RANGE: (GB5, GBB5, MIBB)

- 6-2 AWG Grounding electrode conductor
- 14-4 AWG Bonding conductors (4)

Reliable intersystem bonding between power and communication grounding systems.

Includes 4 termination points & paintable cover.

No.	Ground Lug	Type	Brand	Wt	Each
GB5-ARL	1/0	Zinc	Arlington	1	10.51
GBB5-ARL	1/0	Bronze	Arlington	1	18.92
GBB5250	250	Bronze	Arlington	1	31.11



170 Broad St., P.O. Box 305
Glens Falls, NY 12801-0305

www.dale-electric.com
email: info@dale-electric.com

TOLL FREE 1-800-462-7733
LOCAL 518-793-4927
FAX 518-793-4467

LAG BOLTS



No.	Size	Wt/100	Pk Qty	100 Pack
LAG14114	1/4 x 1-1/4	2	100	22.18
LAG14112	1/4 x 1-1/2	2	100	23.28
LAG142	1/4 x 2	3	100	24.73
LAG143	1/4 x 3	4	100	30.94
LAG14312	1/4 x 3-1/2	5	100	34.29
LAG144	1/4 x 4	5	100	38.10
LAG516112	5/16 x 1-1/2	3	100	25.00
LAG5162	5/16 x 2	4	100	26.71
LAG516212	5/16 x 2-1/2	3	100	21.45
LAG38114	3/8 x 1-1/4	4	100	40.00
LAG38112	3/8 x 1-1/2	4	100	41.98
LAG382	3/8 x 2	5	100	45.71
LAG383	3/8 x 3	8	100	30.33
LAG38312	3/8 x 3-1/2	10	50	19.21
LAG384	3/8 x 4	11	50	38.92
LAG12112	1/2 x 1-1/2	3	50	87.53
LAG12212	1/2 x 2-1/2	5	50	104.69
LAG123	1/2 x 3	9	50	20.00
LAG12312	1/2 x 3-1/2	10	25	13.98

FASTENERS & SCREWS

FLAT HEAD MACHINE SCREWS



No.	Size	Wt/100	Per100
FM63234	6/32 x 3/4	1	4.52
FM6321	6/32 x 1	1	6.60
FM632114	6/32 x 1-1/4	1	5.68
FM632112	6/32 x 1-1/2	1	7.76
FM6322	6/32 x 2	2	10.74
FM632212	6/32 x 2-1/2	2	18.56



SLITTYPE LOCK WASHERS

No.	Size	Wt/100	Per100
LW8-DOT	#8	1	2.82
LW10-DOT	#10	1	2.87
LW14-DOT	1/4	1	3.14
LW38-DOT	3/8	2	8.37
LW12-DOT	1/2	2	8.65

FLAT WASHERS



No.	Size	Wt/100	PkQty	Per100
FW6	#6	1	100	3.93
FW8	#8	1	100	4.29
FW10	3/16	1	100	4.52
FW14	1/4	1	100	5.78
FW516	5/16	1	100	7.74
FW38	3/8	2	50	10.63
FW12	1/2	2	50	23.66

ROUND HEAD MACHINE SCREWS COMBINATION HEAD



No.	Size	Wt/100	Per100
RMC6321	6/32 x 1	1	5.30
RMC632112	6/32 x 1 1/2	1	8.56
RMC6322	6/32 x 2	1	11.78
RMC6323	6/32 x 3	2	12.05
RMC83212	8/32 x 1/2	1	5.64
RMC83234	8/32 x 3/4	1	5.94
RMC8321	8/32 x 1	1	7.16
RMC832114	8/32 x 1-1/4	1	8.56
RMC832112	8/32 x 1-1/2	1	9.80
RMC8322	8/32 x 2	2	13.10
RMC1412	1/4-20 x 1/2	1	10.91
RMC1434	1/4-20 x 3/4	1	12.66
RMC141	1/4-20 x 1	1	14.85
RMC14114	1/4-20 x 1-1/4	1	15.33
RMC381	3/8 x 1	2	33.68

TOGGLE BOLTS, SPRING WINGS



No.	Size	Pk Qty	Wt/100	Per Pack
TBC83	1/8 x 3	50	2	49.60
TBC363	3/16 x 3	50	2	58.92
TBC364	3/16 x 4	50	3	18.78
TBC43	1/4 x 3	50	3	68.03
TBC44	1/4 x 4	50	4	71.10

TRUSS HEAD SLOTTED SCREWS



No.	Size	Pk Qty	Wt/100	Per Pack
TMC6321	6/32 x 1	100	4	6.29
TMC632112	6/32 x 1-1/2	100	4	8.68
TMC6322	6/32 x 2	100	4	11.95
TMC63212	6/32 x 2-1/2	100	4	10.63

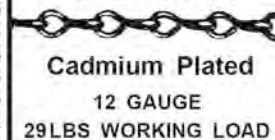
GREENLEE DRILL & TAPS



Drills & Taps simultaneously.
1/4" Hex Shank.

No.	Description	Wt Each
DTAP1/4-20	1/4-20NC Drill Tap.	1 10.05
DTAP10-32	10-24NC Drill Tap.	1 10.05
DTAP12-24	12-24NC Drill Tap.	1 10.05
DTAP6-32	6-32NC Drill Tap.	1 10.05
DTAP8-32	8-32NC Drill Tap.	1 10.05
DTAPKIT	#6, #8, #10-24, #10-32, #12, 1/4" Kit.	5 51.92
DTAPM10C	M10 x 1.50 Drill Tap.	1 11.22
DTAPM3C	M3 x 0.50 Drill Tap.	1 11.22
DTAPM4C	M4 x 0.70 Drill Tap.	1 11.22
DTAPM6C	M6 x 1.00 Drill Tap.	1 11.22

JACK CHAIN



Cadmium Plated
12 GAUGE
29LBS WORKING LOAD

No.	Wt/100'	Per 100'
JC12-CHAIN	9	33.12

'S' HOOKS

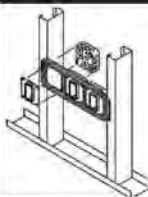


100 Per Pack

Zinc Plated

No.	Size	Wt	Price/Pk
S1-DOT	1"	1	12.42
S2-DOT	1-1/2"	1	27.03

Mounting Box Brackets



Supports Electrical Boxes, Plaster Rings and Low Voltage Devices. Works with both 4" or 4-11/16" Boxes.

No.	Description	Wt/10	Each	Per 10
RBS16	3 Devices	2	6.77	6.18
RBS24	4 Devices	3	9.10	8.30

CAT-A-PILLAR WIRING DEVICE SPACER



Non-conductive, low density polyethylene spacer strip w/ 8 folding segments, for 1/8" of spacing. 25 per pack.

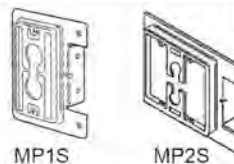
No.	Wt	Per25
CAT25-DOT	1	17.33

LAY IN FIXTURE SUPPORT CLIPS



Caddy No.	Description	Std. Pkg	Wt/100	Each	Ea/100
515A	Upturned or Str. Lip Fix	100	2	0.91	0.83

Low Voltage Mounting Bracket



No.	Wt/100	Each	Ea/100
MP1S	12	2.49	2.27
MP2S	16	4.13	3.76
MP1S*	12	3.24	2.96
MPLS2*	16	4.43	4.04

*For Drywall

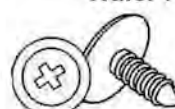
METAL-STUD CLIP & BOX SUPPORT



No.	Description	Wt/100	Each	Ea/100
S1900	Fits most electrical boxes using Plaster Rings	6	1.17	1.09
MSF	Box Support to Outside Stud	6	1.89	1.72
MFI	1/4"-20 thread to Metal Stud	6	2.05	1.87



Wafer Head Sheet Metal Screw



Self Drilling and Tapping
Minimizes Drywall Bulge
Mounts Fasteners in all Metal Stud Uses

No.	Size	Per100
SMS8	#8 x 1/2" Long	10.60



170 Broad St., P.O. Box 305
Glens Falls, NY 12801-0305

www.dale-electric.com
email: info@dale-electric.com

TOLL FREE 1-800-462-7733
LOCAL 518-793-4927
FAX 518-793-4467

AEG CONTACTORS and MOTOR STARTERS

THREE & FOUR POLE DEFINITE PURPOSE CONTACTORS



KEY DESIGN BENEFITS

- Reliable Operation
- 10,000,000+ Mechanical Life
- 500,000 Electrical Life
- 60°C Allowed Ambient Design
- Enclosed-Protected Contacts/Coil System



OPEN (No Enclosure)

No.	Poles	Resistive Amps	Inductive Amps	1ø Horse Power		3ø Horse Power		Each
				120V	230V	230V	460V	
LS07*-A	3	20	16	1	2	3	3	36.23
EEC25*-O	3	40	25	2	3	7.5	15	61.38
EEC32*-O	3	50	32	2	5	10	20	72.60
EEC40*-O	3	60	40	3	5	10	30	81.84
EEC50*-O	3	70	50	3	7.5	15	40	148.50
EEC65*-O	3	80	65	5	10	20	40	133.10
EEC80*-O	3	125	80	7.5	15	25	60	181.50
EEC115*-O	3	200	115	-----	-----	40	75	266.20
EEC25-4P*-O	4	40	25	2	3	7.5	15	72.60

* Choose Coil Voltage (24, 120, 208/230, 277, 480, 600)

G A C H E F

DEFINITE PURPOSE MAGNETIC MOTOR STARTERS



CONTACTOR

+



OVERLOAD

+



ENCLOSURE

=



ENCLOSED STARTER

Type S4 Enclosure is non-metal and proven against rain, dust, and hose test water tight.

OPEN (No Enclosure)

No.	O.L. Relay Max Amps	Contr. Resistive Amps	Contr. Resistive Amps	1ø Horse Power		3ø Horse Power		Each
				120V	240V	230V	460V	
TEC25*-O**	25	40	25	2	3	7.5	15	133.41
TEC32*-O**	32	50	32	2	5	10	20	147.02
TEC40*-O**	40	60	40	3	5	10	30	183.78
TEC50*-O**	50	70	50	3	7.5	15	40	188.23
TEC65*-O**	65	80	65	5	10	20	40	272.25
TEC80*-O**	80	125	80	7.5	15	25	60	306.90

* Choose Coil Voltage from Table below

** Choose Overload Relay from Next Page

OVERLOAD RELAYS FOR CONTACTORS

OVERLOAD SETTING

No.	AMPS RANGE	Each
EEC 0.1-0.16A	0.10-0.16	38.50
EEC 0.16-0.25A	0.16-0.25	38.50
EEC 0.25-0.4A	0.25-0.40	38.50
EEC 0.4-0.63A	0.40-0.63	38.50
EEC 0.63-1A	0.63-1.00	38.50
EEC 1-1.6A	1.00-1.60	38.50
EEC 1.6-2.5A	1.60-2.50	38.50
EEC 2.5-4A	2.50-4.00	41.80
EEC 4-6A	4.00-6.00	36.30
EEC 5.5-8A	5.50-8.00	45.10
EEC 7-10A	7.00-10.00	39.60
EEC 9-13A	9.00-13.00	39.60
EEC 12-18A	12.00-18.00	47.52
EEC 17-25A	17.00-25.00	61.38
EEC 23-32A	23.00-32.00	49.50
EEC 28-36A	28.00-36.00	54.68

OVERLOAD SETTING

No.	AMPS RANGE	Each
EEC 30-40A	30-40	56.10
EEC 37-50A	37-50	63.80
EEC 48-65A	48-65	84.70
EEC 55-70A	55-70	71.50
EEC 63-80A	63-80	82.50
EEC 80-125A	80-125	119.90

With the following information, we can assist you in determining the proper contactor or starter size:

1. Motor Voltage?
2. Coil Voltage?
(24V, 120V, 208V, 230V, 440V, 480V, 600V)
3. Motor Horse Power?
4. Motor Amps?
5. 1Ø or 3Ø?

COIL VOLTAGE TABLE

- A = 120V
- C = 208/230V
- E = 460V
- G = 24V
- H = 277



For use with EEC25,32 TEC25,32

RAIL MOUNTING

No.	Length	Wt.	Each
RL-5	5"	1	5.94
RL-39	39"	2	16.50



AUXILIARY CONTACTS

No.	Description	Wt.	Each
AUX10	Use with EEC40,50,65,80 Only 1-Normally OPEN	1	12.10
AUX01	1-Normally CLOSED	1	12.10
AUX22	Use with EEC25-80 2-Normally OPEN and 2-Normally CLOSED	1	17.39

Also Available:

- Safety Interlocks
- Limit Switches
- Manual Motor Starters
- Mini Relays
- Reversing Starters

ENCLOSURES



For Units
EEC25,32
TEC25,32
EEC40,50,65,80
TEC40,50,65,80

NEMA1	Each	NEMA4	Each
M01-100706-WR	84.70	S4X-AM1008-WR	146.30
M01-100706-WR	84.70	S4X-AM1008-WR	146.30
M01-121006-WR	96.80	S4X-AM1210-WR	151.80
M01-121006-WR	96.80	S4X-AM1210-WR	151.80

MANUAL MOTOR STARTING SWITCHES without overload protection



No.	Enclosure	Poles	Amp	120v	240v	480v	600v	Wt.	Each
30002D	Open	2	30	2hp	5hp	10hp	15hp	1	53.27
30102D	Nema1	2	30	2hp	5hp	10hp	15hp	2	67.83
30302D	Nema3R	2	30	2hp	5hp	10hp	15hp	2	98.00
30003D	Open	3	30	3hp	7½hp	15hp	20hp	1	66.32
30103D	Nema1	3	30	3hp	7½hp	15hp	20hp	2	86.52
30303D	Nema3R	3	30	3hp	7½hp	15hp	20hp	2	107.52

MANUAL MOTOR STARTERS



No.	Poles	Overload Range	115v	230v	200v	460v	575v	Wt.	Each
MBS-25-2P-K	2	4-6A	1/4hp	1/2hp	-----	-----	-----	1	71.50
MBS-25-2P-L	2	6-10A	1/2hp	1-1/2hp	-----	-----	-----	1	84.70
MBS-25-2P-M	2	10-16A	1hp	2hp	-----	-----	-----	1	84.70
MBS-25-2P-N	2	16-20A	1-1/2hp	3hp	-----	-----	-----	1	89.10
MBS-25-G	3	1.0-1.6A	-----	1/4hp	1/3hp	3/4hp	1hp	1	68.15
MBS-25-H	3	1.6-2.5A	-----	1/2hp	1/2hp	1hp	1-1/2hp	1	68.15
MBS-25-I	3	2.5-4A	-----	3/4hp	1hp	2hp	3hp	1	72.60
MBS-25-K	3	4-6A	-----	1-1/2hp	1-1/2hp	3hp	5hp	1	68.15
MBS-25-L	3	6-10A	-----	2hp	3hp	5hp	7-1/2hp	1	84.70
MBS-25-M	3	10-16A	-----	5hp	3hp	10hp	10hp	1	84.70

AEG CONTROLS

PUSH BUTTON MODULES

All buttons supplied are heavy-duty oil and dust tight—meet NEMA 4 (water tight) and NEMA 12/13. Each is 600V, 10Amp UL, CSA.



Complete Unit = Operator with Block Holders + Light Socket (If Needed) + Contact Block

Operators

Comes with Block Holder



Mushroom Operators

Comes with Block Holder

**Push-Pull Type



No.	Color	Wt	Each	No.	Color	Type	Wt	Each
R-G	Green	1	3.30	R-R-M	Red	Momentary	1	7.70
R-R	Red	1	3.30	R-R-PP**	Red	Maintained	1	18.23

SPECIFICATIONS

MOUNTING 7/8"
ELECTRICAL RATING
UL/NEMA 600 Volt AC 10 Amp
300 Volt DC
HEAVY DUTY OIL TIGHT
Three Million Operations
(Selector Switches)
One Million Operations



DEFINITE PURPOSE CONTACTORS



DP-2P30A240 2 POLE DP-3P40A24 3 POLE DP-4P40A24 4 POLE

- For heating, air cond., refrigeration, data processing, & food service equip.
- Quick connect terminals for easy wiring.
- Includes Box Lugs
- UL & CSA Recognized

No.	Poles	Full Load Amps	Coil Vac	Wt	Each
TC230A	2	30	24	1	9.02
TC230B	2	30	120	1	9.02
TC230C	2	30	208/240	1	8.89
TC240A	2	40	24	1	11.48
TC240B	2	40	120	1	18.33
TC240C	2	40	208/240	1	18.33
TEC402240	2	40	240	1	15.04
TC330A	3	30	24	1	18.33
TC330B	3	30	120	1	21.74
TC330C	3	30	208/240	1	23.10
TC340A	3	40	24	1	21.45
TC340B	3	40	120	1	18.33
TC340C	3	40	240	1	48.30
TEC403240	3	40	240	1	22.37
TC360A	3	60	24	1	49.89
TC360C	3	60	240	1	111.78
TEC603277	3	60	277	1	154.00
TC390A	3	90	24	1	144.90
TC390B	3	90	120	1	39.85
TC390C	3	90	208/240	1	39.85
TC430C	4	30	208/240	1	39.85
TDPE304120	4	36	120	1	100.72
DP-4P40A24	4	40	24	1	53.49
DP-4P40A120	4	40	120	1	53.49
DP-4P40A240	4	40	208/240	1	53.49

CAPACITORS



No.	Description	Wt.	Each
T3GR0555	Mtr Run Cap Rnd 55+5uf 370v	1	9.13
T45050HU	Mtr Run Cap Oval. 5uf 370/440v	1	5.69
T56-72220	Mtr Start Cap 56-72uf 220v	1	22.67
T4JJ0545	Mtr Run Cap Oval, 45+5uf 440v	1	17.49
T4JR7550U	Mtr Run Cap Rnd, 50/7.5uf 440v	1	28.75
T216-259220	Mtr Start Cap 216-259uf 220v	1	11.16

DOOR SWITCH

AUTOMATIC DOOR SWITCH
IDEAL FOR CLOSETS



- 10Amp 120/240 Volt
- Contacts close when button is released
- 6" Wire Leads
- Mounts in Door Jam

1.25" W x 2.75" H x 2.00" D

No.	Wt	Each	Per10
70420	1	19.29	18.60

Contact Block



(Standard 10Amp)

No.	Description	Wt	Each
R-NO	1 NO	1	4.13
R-NC	1 NC	1	4.13

PUSH BUTTON STATION

- Non-metal PVC
- Low Cost
- Water-tight and Dust-tight



No.	Description	Wt	Each
One Button SEP-DPPRM-01	STOP (Mushroom)	1	68.20
Two Button B22-S4-201	START-STOP	1	54.45

SIEMENS SIRIUS ICE CUBE RELAYS

SQUARE BASE DESIGN
MECHANICAL FLAG
INDICATOR
SILVER ALLOY
CONTACTS



RELAYS



SOCKETS (Base)

No.	Pins	Wt	Each
3TX7144-4E5	8	1	20.05
3TX7144-4E6	8	1	20.05

No.	Contacts	Contact Rating (A)	Coil Voltage	Pins	Uses Socket (Base) (3TX7144-...)	Wt	Each
3TX7114-5DF13C	DPDT	15	120VAC	8	4E6	1	26.45
3TX7114-5DC13C	DPDT	15	24VAC	8	4E6	1	26.45

SIGNALING DEVICES

DOOR/WINDOW SWITCHES
All Purpose Contactor



Fits 3/4" Hole Low Voltage
Rated up to 40 Volts DC

CONTINUOUS TYPE
Rings While Door is Open

No.	Wt.	Each
70332	1	12.70

CONTINUOUS TYPE
Rings While Door is Closed

No.	Wt.	Each
245RB	1	5.18

BUZZER
TOTALLY ENCLOSED



8-16 Volts AC
6 Volts DC

Use 10 volt 5 watt transformer on long runs.

No.	Size	Wt.	Each
78110A	1-3/4"x2-3/4"	1	13.27
720-EDW	3"x5-1/4"	1	21.11
725-EDW	1-3/4"x2-3/4"	1	6.85

ELECTRIC
DOOR RELEASE



FOR UNLOCKING DOORS
Brass Finish

(Normally LOCKED
Open when energized)
3 to 6 Volt DC
8 to 16 Volt AC
Face Plate
1-1/4" x 5-7/8"
Case 1-5/16" x
3-5/8" x 1-7/16"

No.	Wt.	Each
154AD	1	55.00
70330	1	64.19

BUZZER
4-7/8" x 3-5/16"



24V

No.	Wt	Each
877G1	1	154.84

DOOR TRIPS



Brass

Low Voltage

No.	Color	Wt.	Each
236	Zinc	1	26.94



170 Broad St., P.O. Box 305
Glens Falls, NY 12801-0305

www.dale-electric.com
email: info@dale-electric.com

TOLL FREE 1-800-462-7733
LOCAL 518-793-4927
FAX 518-793-4467

99

⚠ WARNING: Some products may cause cancer or reproductive harm. See www.P65Warnings.ca.gov for more info ⚠

SCOTCH 3M PRODUCTS

TAPES

PROFESSIONAL GRADE HEAVY DUTY ALL-WEATHER VINYL PLASTIC ELECTRICAL TAPE



Cold Weather
-1°F - 221°F

No. & Size	Wt.	Each
60205 (3/4x66ft)	1	6.03
88-Super-3/4x66FT	1	6.67
60206-M (2"x66ft.)	1	15.19
60207 (2"x108ft.)	1	24.46

SCOTCH 33+ VINYL PLASTIC ELECTRICAL TAPE



Cold Weather
-1°F - 221°F

No. & Size	Brand	Wt.	Each	Per10
60110-M (3/4"x66")	Morris	1	4.54	4.37
SUPER33+3/4X44FT	3M	1	3.07	3.06
33+Super-3/4X76FT	3M	1	8.43	7.85

VINYL PLASTIC ELECTRICAL TAPE



Cold Weather Resistant



No.	Size	Wt/100	Each	Per10
60000-M	3/4" x 60'	20	1.29	1.24
165BK4A	3/4" x 60'	20	1.50	1.40
60100-M (Premium)	3/4" x 60'	22	2.44	----

SCOTCH 35 COLOR TAPE

14°-221°F
7 Mil Thick
600V



No. & Color & Size	Wt/10	Each
35-Blue-3/4 x 66FT	2	6.14
35-Brown-3/4 x 66FT	2	7.58
35-Red-3/4 x 66FT	2	7.74
35-Orange-3/4 x 66FT	2	4.91
35-Green-3/4 x 66FT	2	7.74
35-White-3/4 x 66FT	2	7.58
35-Yellow-3/4 x 66FT	2	4.91
35-Gray-3/4x66FT	2	4.91

3M ECONOMY TAPE



- Flame Retardant
- Lead Free
- 80°C Oper. Temp.
- UL Listed

No. & Size	Color	Wt/10	Each	10+
165BL4A	Blue	2	1.68	1.57
165BR4A	Brown	2	1.68	1.57
165GY4A	Gray	2	1.68	1.57
165GR4A	Green	2	1.71	1.60
1400C-3/4X60FT-OR	Orange	2	1.36	1.27
165RD4A	Red	2	1.71	1.60
165WH4A	White	2	1.71	1.60
165YL4A	Yellow	2	1.71	1.60

PLASTIC TAPE



3/4"x60'



No.	Color	Wt/10	Each	Per10
60010-M	Red	2	1.33	1.28
60020-M	White	2	1.33	1.28
60030-M	Yellow	2	1.33	1.28
60040-M	Green	2	1.33	1.28
60050-M	Blue	2	1.40	1.35
60060-M	Brown	2	1.40	1.35
60070-M	Orange	2	1.40	1.35
60080-M	Grey	2	1.40	1.35
60090-M	Purple	2	1.40	1.35

ELECTRICAL INSULATION & PUTTY TAPE



No.	Size	Wt.	Each
Scotchfil	1-1/2"x60"	1	20.47

RUBBER TAPE

30 MIL



No.	Size	Wt	Each	Per10
60220	3/4x22'	1	4.84	4.67
60222	2' x 22'	1	14.15	----

Wet-Niche Potting Kit for In-Ground Pool Lighting Systems


The 2136 kit contains all the materials required to reliably encapsulate the No. 8AWG ground connection in an underwater wet-niche fixture.



No.	Wt.	Each
2136	1	59.38

POOL WATER BONDING KIT

Safeguard inground and above ground pools.



- UL Listed!
- NEC Code 680.26 Compliance.
- Includes all required installation hardware.
- Stainless steel construction.
- Will not interfere w/ normal pool activity & operation.

No.	Description	Wt	Each
BS680AG	Above Ground Kit	2	45.38
BS680IG	Inground Kit	2	45.38

3M™ Scotchkote Electrical Coating FD



For direct burial, direct water immersion or above-ground applications. Not restricted for sale in U.S.

No.	Size	Each
SCOTCHKOTE FD	15 oz	46.77

WIRE MARKERS and UNDERGROUND TAPE

BARRICADE & UNDERGROUND TAPE



69000 & 69002 - Barricade Tape.
All others are Underground.
Underground tapes formulated to resist acid & alkali of soil.

No.	Description	Length	Wt	Each
69000	Yellow (CAUTION)	1000' x 3"	5	18.40
69002	Yellow (CAUTION)	200' x 3"	1	9.66
69008	Red (BURIED ELECTRIC LINE)	300' x 3"	2	11.48
69010	Red (BURIED LINE)	1000' x 3"	5	25.31
69011	Yellow (BURIED ELECTRIC LINE)	1000' x 3"	5	50.76
69012	Orange (BURIED PHONE LINE)	1000' x 3"	5	50.76
69016	Orange (BURIED FIBER OPTIC)	1000' x 3"	5	50.76
69020	Red (BURIED LINE)	1000' x 6"	10	48.34
69030	Red (Direct Burial Detectable)	1000' x 3"	10	55.26
69040	Red (Direct Burial Detectable)	1000' x 6"	20	114.80

WIRE MARKER BOOKLETS



- Self-Adhesive Tyvek wire markers and matching terminal markers
- 450 Wire Markers per booklet
- Oil, water and abrasion resistant
- Service temperature from -40F to +180F

No.	Brand	Legend	Label	Wt	Each
21253	Morris	0-9	45 ea.	1	13.13
SPB-01	3M	0-9	45 ea.	1	18.26
21260	Morris	A-Z, 0-15, +/-	10 ea.	1	13.76
21262	Morris	1, 2, 3	150 ea.	1	15.98
21264	Morris	A, B, C	150 ea.	1	16.21
44-103	Ideal	1-45	10 ea.	1	21.92
44-105	Ideal	1, 2, 3	150 ea.	1	21.28
21257	Morris	1-45	10 ea.	1	13.13
56250	Klein	1-48	48 ea.	1	15.75
21258	Morris	46-90	10 ea.	1	13.13
56253	Klein	A-Z, 0-15, +/-	48 ea.	1	13.09

100

170 Broad St., P.O. Box 305
Glens Falls, NY 12801-0305

www.dale-electric.com
email: info@dale-electric.com

TOLL FREE 1-800-462-7733
LOCAL 518-793-4927
FAX 518-793-4467



⚠ WARNING: Some products may cause cancer or reproductive harm. See www.P65Warnings.ca.gov for more info ⚠

HEAT SHRINK TUBING

No.	Length	Before Shrink	After Shrink	Cable Range	Std Pkg	Std Pkg Wt	Each	Per Pkg
68004*	6"	.400"	.150"	12-6AWG	10	1	5.56	5.36
68008*	6"	.750"	.220"	8-1/0AWG	10	1	6.02	5.81
68011*	8"	1.100"	.375"	2-4/0AWG	5	2	6.69	6.45
68012-M	12"	1.10"	.35"	1-3/0AWG	1	1	8.35	7.56
68015*	8"	1.500"	.500"	3/0-400MCM	4	2	15.57	15.01
68020-M*	12"	2.000"	.750"	250-750MCM	1	1	24.29	23.42
68022*	48"	.400"	.150"	12-6AWG	1	1	46.79	----
68023*	48"	.750"	.220"	8-1/0AWG	1	1	50.75	----
68024*	48"	1.100"	.375"	2-4/0AWG	1	1	65.48	----
68025*	48"	1.500"	.500"	3/0-400MCM	1	2	98.00	----
68026*	48"	2.000"	.750"	250-750MCM	1	2	102.20	----

* Starred items are Flame Retardant

68162	4'	.350"	.12"	#14-#10	1	1	31.99	----
68164	4'	.510"	.16"	#8-#6	1	1	33.70	----
68166	4'	.750"	.24"	#6-#2	1	1	35.01	----
68168	4'	1.100"	.35"	#1-#3/0	1	1	50.89	----
68170	4'	1.500"	.47"	2/0-350	1	2	56.74	----
68172-M	4'	2.000"	.63"	250-500	1	2	68.92	----
68174	4'	2.700"	.87"	600-1000	1	2	91.00	----
68176	4'	3.540"	1.18"	800-1250	1	2	152.60	----
68178	4'	4.720"	1.57"	1500-2500	1	4	232.40	----
HS40-4	4'	4.720"	1.57"	1500-2500	1	4	75.00	(T&B Brand)

HEAVY WALL TUBING FOR WATER PROOF AND UNDERGROUND USE



- Used in the protection of electrical splices in both above ground and underground applications.
- Thermally stabilized cross-linked polyolefin with 3:1 shrink ratio.
- Internal adhesive sealant for moisture and pullout protection.
- Rated 1KV, 120° C shrink temperature.
- Flame retardant.

No.	Length	Before Shrink	After Shrink	Wire Size	Bag QTY	Each	Per Bag
68030	6"	.078	.029	18-14	50	0.53	0.51
68032	6"	.098	.039	12-14	50	0.56	0.54
68034	6"	.137	.059	10-12	50	0.63	0.61
68036	6"	.211	.098	8-10	10	0.66	0.64
68038	6"	.250	.117	4-8	10	0.71	0.69
68040-M	6"	.367	.176	1-4	10	0.74	0.71
68042	6"	.484	.234	3/0-1	10	0.86	0.83
68044	6"	.827	.390	500-3/0	10	1.40	1.35
FP-750-BK6	6"	.750	.375	350-4/0	10	0.70	----

THIN WALL TUBING

- For electrical insulation, wire harness, bundling, splices & termination.
- Flexible polyolefin tubing.
- 2:1 Shrink ratio.
- Rated for 125° C continuous operation.
- Forms tough, smooth insulated covering resistant to common fluids & solvents.
- Black color.



HEAT SHRINK SPLICE KITS

For Waterproof and Underground use
Al/CU Dual Rated Butt Splice

No.	Sizes	Heat Shrink	Wt.	Each
67000	14-8	1-4 Conn. Splice & 1-8" Shrink	1	13.97
67001	14-8	UF Stretcher Kit 11-1/2" Long Connector	2	41.22
67002	8-2	1-8" Shrink & Connector	1	9.42
67004	6-1/0	1-8" Shrink & Connector	1	10.44
67005	1/0-250MCM	1-8" Shrink & Connector	2	22.09
67006	1/0-250MCM	1-8" Shrink & Connector	2	26.10



CLEAR SILICONE SEALANT




10.3 oz. Tube
RVT 100% Silicone
-60°F -450°F

Not Paintable

No.	Wt.	Each	12+
99912-M	1	13.03	12.57

3M SPLICES Cold Shrink



No heat source needed
Pull tab to shrink tubing

No.	Description	Wt.	Each
QSLV-M(8-2/0)-3M	8 - 2/0 AWG - Low Voltage	1	26.47
QSLV-M(2-500)-3M	2-500MCM - Low Voltage	1	31.25
8447-8-3M	1/0 - 3/0 AWG-600V Silicone	1	12.07
8426-9	2/0AWG-250MCM	1	31.07

FIRE BARRIER PRODUCTS



FB-FOAM-ORANGE
Spray Foam



67090- Morris
Fire Block Caulk- Red



CP25WB

No.	Size	Type	Wt	Each
FB-FOAM-ORANGE	12.0 fl. oz	Spray Foam	2	14.38
CP-25WB+	10.5 fl. oz	Fire Block Caulk	2	13.73
67090	10.5 fl. oz	Fire Barrier Cartridge	2	14.08

CABLE END CAPS

Heat Shrink



- Seals cable ends, pipe, conduit.
- Weather and moisture resistant.
- Resistant to common fluids & solvents.
- Adhesive Liner.
- Heat indicating lines.
- Rated from 600/1000V 90C continuous use.
- Shrink temperature of 120C.
- UL486D.

No.	Cable Range	Length	Before Shrink	After Shrink	Wall Thickness	Wt	Each
68232-M	2-4/0	3.5"	0.75	0.22	0.08	1	6.47
68234-M	300-1000mcm	4.0"	1.30	0.40	0.08	1	8.33
68236-M	500-1500mcm	4.5"	1.50	0.50	0.08	1	9.00
68238-M	900-2500mcm	4.5"	2.05	0.75	0.08	1	13.83
68240-M	2000-2500mcm	5.0"	2.75	1.00	0.08	1	22.39



170 Broad St., P.O. Box 305
Glens Falls, NY 12801-0305

www.dale-electric.com
email: info@dale-electric.com

TOLL FREE 1-800-462-7733
LOCAL 518-793-4927
FAX 518-793-4467

101

▲ WARNING: Some products may cause cancer or reproductive harm. See www.P65Warnings.ca.gov for more info ▲

CORDS

PORTABLE GFCI PRODUCTS



89000 89002 89006 89008

No.	Description	Each
89000	Right Angle Tri-Tap - 120V/15A 2' 12/3 AWG SJTW Cord	81.20
89002	Single Adaptor - 120V/15A NEMA 5-15P & 5-15R	39.63
89006	In-Line Tri-Tap - 120V/15A 3' 12/3 AWG SJTW Cord	84.10
89008	Quad Box Single - 120V/15A Right Angle GFCI Plug w/ Power ON Led. Separate covers for each outlet.	140.00

AIR CONDITIONER CORDS



No. & Size	Wt	Each
AIR-14/3-3'	1	17.21
AIR-14/3-6'	1	21.00
AIR-14/3-9'	1	25.00
AIR-14/3-12'	1	27.00
AIR-14/3-15'	2	30.00

APPLIANCE CORDS

6' Long Cord
Angled End Cap



No.	Size	Length	Wt	Each
16/3 SJT	16/3	6'	2	7.41
14/3 SJT	14/3	6'	2	8.85

COAX CABLE



No.	Description	Wt/1000'	Per Ft	Per 1000'
RG-6U	Indoor Coax. 60% Braid	35	0.11	0.10
RG-6 Quad	Quad Shield Indoor Coax	51	0.17	0.13

Stranded Copper Tray Cable

For use with Generators



18 Gauge
7 Conductor
Tray Cable

No.	Wt	Per Ft
A11807-OMNI	1	0.78

OUTDOOR EXTENSION CORDS "ORANGE"



Meets OSHA
Requirements

SJTW CORD
SJTW-A-12/3-2'

No. & Size	Wt	Each
SJTW-A-14/3-25'	3	30.74
SJTW-A-14/3-50'	6	37.50
SJTW-A-14/3-100'	10	81.00
SJTW-A-12/3-25'	4	39.00
SJTW-A-12/3-50'	8	72.00
SJTW-A-12/3-100'	15	120.00
SJTW-A-12/3-2'	1	9.24

LAMP CORD



No.	Color	Wt/ 250'	Per Ft.	Per Ft. Per 250'
16/2SPT-White	White	2	0.29	0.27
16/2SPT-Brown	Brown	2	0.29	0.27
18/2SPT-Brown	Brown	2	0.27	0.25
18/2SPT-White	White	2	0.26	0.25
18/2SPT-Black	Black	2	0.19	0.18
18/2SPT-Gold/CL	Gold-Clear	2	0.53	0.49

WIRE

THERMOSTAT CONTROL CABLE

1000' PRICING WHEN
PURCHASED BY SPOOL



*20 Gauge Non-UL Wire

No. & Size	Ft/Spool	Wt/1000'	Per Ft.	Per Spool
18-2UL	500	21	0.18	0.17
18-3UL	500	28	0.20	0.19
18-4UL	250	40	0.25	0.24
18-5UL	250	46	0.35	0.32
18-6UL	250	52	0.39	0.36
18-7UL	250	58	0.44	0.41
18-8UL	250	62	0.54	0.50

LOW VOLTAGE LANDSCAPE WIRE



No.	Description	Each
10-2 LV CUT FT	Low Voltage Landscape Wire- Black (Sold per FT)	1.13/ft
12-2 LV CUT FT	Low Voltage Landscape Wire- (Sold per FT)	0.82/ft
14-2 LV CUT FT	Low Voltage Landscape Wire- (Sold per FT)	0.38/ft

CATEGORY 5 & 6 WIRE



23 & 24 Gauge, 4 Pair

Call for Quotes
on Large Quantities

No.	Type	Description	Per Ft	Per 1000'
24-4PRCAT5E-BLU	CAT5E	Unshielded-Blue	0.10	0.09
24-4PRCAT5E-RED	CAT5E	Unshielded-Red	0.11	0.10
24-4PRCAT5E 350	CAT5E	Unshielded 350 mHz	0.10	0.09
24-4PR-PLENUM-5	Plenum	Plenum Rated	0.27	0.25
23-4PR-CAT6 Blue	CAT6	Unshielded blue	0.20	0.18
23-4PR-CAT6-WHI	CAT6	Unshielded-White	0.17	0.15
23-4PR-CAT6 PL	CAT6	Plenum-Unshielded	0.38	0.35

FIRE ALARM CABLES

Red Jacket - Solid Conductors - Non-Shielded

FPLP (Plenum)

- Power-Limited Fire Alarm Plenum Cable
- Fire protective signal circuit
- 100% Solid Bare Copper Conductors
- ETL Listed, RoHS Compliant

FPLR (Riser)

- Power-Limited Fire Alarm Riser Cable
- Fire protective signal circuit
- 18AWG 4 Conductor
- 100% Solid Bare Copper Conductors
- ETL Listed, RoHS Compliant

No.	Size	Type	Wt/1000'	Per 1000'
18-2FPLR	18-2 Cond	FPLR	17	0.12
16-2FPLR	16-2 Cond	FPLR	25	0.24
16-4FPLR	16-4 Cond	FPLR	45	0.45
14-2FPLR	14-2 Cond	FPLR	39	0.35
16-2FPLP-Shield	Plenum	FPLP	25	0.24
16-2FPLR-Shield	Non-Plenum	FPLP	25	0.21
14-2FPLP-Shield	Plenum	FPLP	39	0.32
14-2FPLR-Shield	Non-Plenum	FPLP	39	0.33



LEVER TYPE CONNECTORS



20A
600V

2-PORT

3-PORT

5-PORT

No.	Connectors	Ports	Wt	Box
30-10L22	150	2	1	26.33
30-10L23	100	3	1	33.35
30-10L25	75	5	1	39.49

SCREWDRIVERS

INSULATED SCREWDRIVERS

- Insulated Cushion Grip
- Screwdriver Set
- 1000V
- 4" Shafts
- dual injected shafts



No.	Blade 1	Blade 2	Wt.	Each
35-9305	1/4" Slotted	#2 Phillips	1	22.46

MULTI-FUNCTION SCREWDRIVER/NUTDRIVER

FEATURES:

- Phillips #1 and #2 Tips
- Slotted 1/4" and 3/16" Tips
- Nut Driver 1/4" and 5/16"

- 35-949 Includes 1/4" & 5/16" Hex
- 35-908 Includes Universal Wirenut Wrench
- 35-910 Includes Square Recess #1, #2 Tips and Torx #15, #10 Tips
- 35-946 Includes 3/16", 1/4", 5/16", 3/8" Hex T10 & T15 Torx #1 & #2 Square



35-908

35-910

No.	Description	Wt.	Each
35-949	6 in 1 Tool	1	17.46
35-908	7 in 1 Tool	1	14.92
35-910	10 in 1 Tool	1	18.66
35-946	12 in 1 Tool	1	20.33

ADJUSTABLE TORQUE SCREWDRIVER



- Used for assembly and maintenance applications in accordance to 2017 NEC
- Simple torque adjustment
- Clutch releases automatically when preset torque is attained
- Adjustable torque from 0 - 36 in. lbs.
- Bi-directional accuracy (+/- 6%)
- Dual metric and imperial scale for versatility
- 1/4 in. hex drive accepts many bits, sockets and adapters

Features a variable torque range of up to 36 in. lbs. and unique torque limiting clutch that will disengage once the preset torque has been reached. This feature prevents over-tightening which can cause possible damage to components and final products.

- Carrying Case
- #1 & #2 Phillips Bits
- #1 & #2 Square Bits
- 1/4" & 3/16" Slotted Bits



No.	Description	Wt.	Each
35-936	Adjustable Torque Screwdriver	1	330.01

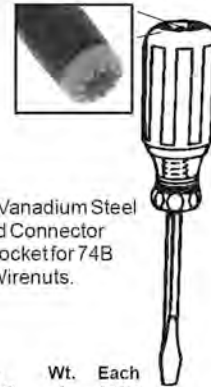
10-FOLD SCREWDRIVER with SCHRADER VALVE CORE



- Includes 5/16" & 1/4" nut drivers, #1 & #2 Phillips, 1/4" & 3/16" slotted, Schrader valve core removal/installation-extractor, and #1 and #2 square-recess
- Great for HVAC & other industrial applications
- Driver arms fold conveniently into the body for easy storage

No.	Wt.	Each
32534-KLEIN	1	31.75

WIRE-NUT CONNECTOR WRENCH SCREWDRIVER



Chrome-Vanadium Steel Shank and Connector Wrench Socket for 74B and 76B Wirenuts.

No.	Size	Wt.	Each
30-331	4 x 1/4"	1	14.39
30-333	6 x 3/16"	1	14.32

COMBO HEAD SCREWDRIVER



Designed to accurately and securely fit most combination fasteners

Identification mark on ends

No.	Blade	Each
35-204	4" Combo	9.86

IDEAL TOOLS Ratch-A-Nut™ Screwdriver

- Ratcheting wire connector wrench prevents finger fatigue & gets in tight places.
- Ergonomic, slip-free comfort grip.

No.	Wt.	Each
35-988	1	25.84

ELECTRICIAN'S CHAMPION 6 PIECE SCREWDRIVER SET

LIMITED EDITION!



- Combo Head Screwdriver
- 1/4 in. Slotted Screwdriver
- #2 Square Screwdriver
- #2 Phillips Screwdriver
- 3/16 in. Slotted Screwdriver
- 6-in-1 Stubby Screwdriver

No.	Wt.	Each
35-741	1	51.02

1000V INSULATED TOOL KIT



- Slim tip #2 Phillips
- 1/4" Cabinet tip
- 4" Diagonal Cutters
- 8" Side-Cutting Pliers
- 9" Wire Stripper/Cutter

No.	Wt.	Each
94130-KLEIN	1	104.99

INSULATED SCREWDRIVER SET 1000V




- (1) 1/4" Cabinet-Tip
- (1) #2 Phillips-Tip
- Insulated up to 1000V
- Flame & Impact resistant

No.	Wt.	Each
33532-INS	1	42.41

EXTENDABLE SCREWDRIVER

- 1/4 in
- #1 & #2 Phillips/Slotted/Square Point
- Two Double-Sided Blades
- Collar spins for ease of use



No.	Wt.	Each
35-947	1	18.66

MINI-RATCHET SET



- Includes:
- 1/4" & 5/16" nut drivers
- 1/4" adapter
- Four drive bits:
- #1 & #2 Phillips;
- 3/16" & 1/4" slotted

No.	Wt.	Each
65200-KLEIN	1	15.69

ELECTRICIAN'S STRAIGHT-CLAW HAMMER



Fiberglass Handle
Perforated Neoprene Grip

No.	Head	Length	Wt.	Each
807-18	18 oz.	14"	3	45.58
808-16	16 oz.	14"	3	39.77

SWITCH DRIVE HANDLE



- Phillips #2 6"
- Square #2 6"
- Compatible with any 1/4" hex accessory

No.	Wt.	Each
32700-KLEIN	1	20.52

IDEAL & KLEIN PRODUCTS

Factory Direct

Ideal Products
Extra Discount above \$300
Info on Page 125

WIRE STRIPPERS



No.	Description	Wt.	Each
1011	10-20 Solid & Strand. Serrated. Coil Spring, Flat Design	1	13.94
11055	10-18 Solid & 12-20 Strand. Coil Spring, Curve Hand	1	20.87
11045	10-18 Narrow Nose, Coil Spring, Cushion Ridge Hand	1	15.96
11048	10-14 Narrow Nose, Coil Spring, Cushion Ridge Hand	1	21.18
11057	20-30 Solid, 22-32 Strd. Coil Spring, Curve Hand, Serrated	1	22.90
K1412	Dual NM Cable Stripper / Cutter 14/2 & 12/3 NMB	1	29.47

LARGE CABLE STRIPPER



- Remove insulation on 250 MCM - 2/0 cable
- Features 4 different wire sizes in one tool
- Insert cable and twist for precise, clean cuts
- Quicker, safer & more precise than a knife
- Robust design for longer tool life
- Replaceable blades available for extended use

No.	Wt.	Each
21051	1	65.65

POWERBLADE CABLE CUTTER

- Fits almost any drill (12V minimum)
- Cuts up to 750 MCM copper, 1000 MCM aluminum
- Heavy-duty gears and specially hardened blades
- Rounded blade design minimizes cable distortion during cutting
- Drill not included



No.	Wt.	Each
35-078	3	1,061.27

UF CABLE STRIPPER



- Self-adjusting stripping blades automatically select proper position
- Strips 12 AWG solid to 14 AWG Underground Feeder (UF) Cable
- Strips Twin & Earth cable
- Open-thread design allows unlimited strip length
- Removes outer cable sheath & inner wire sheath to desired lengths
- Lightweight, ergonomic design reduces user fatigue
- Replaceable blades

No.	Wt.	Each
45-235	1	80.91

CROC'S STRIPPER



10-22 Needle Ergonomic Hourglass Stripper

- NMSC stripper at the nose where it is easier to use inside boxes
- Strips conductor sizes from #10 down to #22 AWG (for telephone wire)
- Large cutting blades for easy general purpose cuts
- Barrel sleeve crimper near the pivot
- Ergonomic "hourglass" shaped handles for comfort
- Glow in the dark handles

No.	Wt.	Each
47000	1	29.89

WIRESTRIPPER-CUTTER



No.	Lnth	Brand	Wt.	Each
1004-KLEIN	5"	Klein	1	11.49

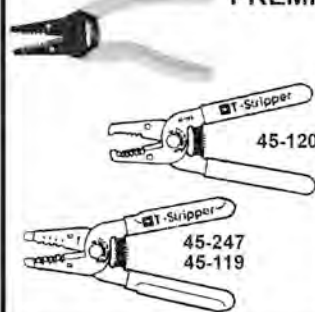
CABLE RIPPER



Use to split cable sheathing before stripping wires. Tool doubles as a wire gauge.

No.	Wt.	Each
45-118SRS	1	4.66


PREMIUM T-STRIPPERS



No.	Description	Wt.	Each
45-415	#10-#18 Solid	1	22.72
45-416	#16-#26 Stranded	1	22.72
45-615	#8-#16 solid	1	23.49
	#10-#18 stranded		
45-618	#8-#16 Stranded	1	23.49
45-621	NM 12/2 14/2 sheath & wire	1	31.14
45-120	T-5 #10-#18 Solid	1	15.55
45-247	T-12 #2-#12, #2-#14 Solid	1	22.78
45-119	#12-#20AWG #10-#18 Solid	1	18.37

Features:
Custom Cushioned Grips,
Plier-Type Nose,
Knife-Type Blades
& Looping Holes

LONG-NOSE STRIPPER CRIMPER



Tool features crimping dies for insulated and non-insulated connectors from 10 to 22 gauge and cutters for 4-40, 5-40, 6-32, 8-32, 10-32, and 10-24 screws. Narrow, serrated plier jaws to pull, loop and bend wire. Blue plastic-covered handles.

No.	Capacity	Wt.	Each
1010-KLEIN	8-1/4"	1	23.35

HEAVY-DUTY WIRE STRIPPER



- Six precision ground stripping holes for 8-18 AWG Solid & 10-20 AWG Stranded wire
- Screw shearing holes for 6-32 & 8-32 bolts

No.	Crimper	Wt.	Each
K12035	No	1	34.20
K12065CR	Yes	1	41.59

KLEIN-KURVE WIRE STRIPPER



- Six precision ground stripping holes for 8-18 AWG Solid & 10-20 AWG Stranded wire
- Screw shearing holes for 6-32 & 8-32 bolts
- Dual wire looping holes

No.	Wt.	Each
K11095-KLEIN	1	20.57

EASY STRIPPER

- Less than 10% the price of a standard motorized wire stripper
- Powered by any normal power drill
- Get 300% more money for returning your wire uncovered
- Way easier and faster than using your knife!
- Environmentally friendly - no burning required



No.	Description	Wt.	Each
47020	Stripper	14	155.40
47020B2	Replacement Blade	1	24.57

COPPER WIRE STRIPPER



- Strips from 14AWG to 500MCM
- 1/2 Horsepower Motor
- All aluminum frame

No.	Wt.	Each
47200	10	2,120.30

CABLE CUTTERS



No.	Description	Wt.	Each
RS-101A	BX Cutter with Quick Clamp	2	63.24
35-782	BX/MC Cutter w/ Lever	2	46.09
35-781-1	Replacement Blade	1	7.45
35-781	Replacement Blade 5-Pack	1	37.13
RF-120A	Greenfield Cable Cutter	2	57.38
B102-SEATEK	Replacement Blade-All Cutters	1	10.50
53725	Armored & BX Cable Cutter	2	38.91

TOLL FREE 1-800-462-7733
LOCAL 518-793-4927
FAX 518-793-4467

110

170 Broad St., P.O. Box 305
Glens Falls, NY 12801-0305

www.dale-electric.com
email: info@dale-electric.com

DALE
ELECTRIC SUPPLY
CO.

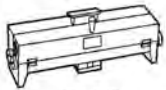
▲ **WARNING:** Some products may cause cancer or reproductive harm. See www.P65Warnings.ca.gov for more info ▲

KLEIN TOOLS

Factory Direct

Klein Tools
Extra Discount above \$900
Info on Page 125

PVC HEAT BLANKETS AND HEATER BOXES



120 Volts



- 849: PVC Heater box for 1/2" to 2"**
- Full length door allows easy loading & removal of PVC conduit.
 - Manual operation.
 - 115 vac-1700 watts - 15 amps.
 - Lighted ON/OFF switch.
 - Highly reflective interior for even heating.

- 860: PVC Blankets**
- Fast, economical way to heat PVC Conduit for bending.
 - Contains built-in stiffeners to hold blanket tightly against conduit surfaces.
 - Straps hold blanket in place while heating.
 - All models are 120 vac.

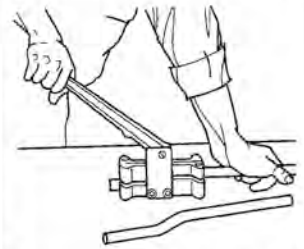
No.	Description	Wt	Each
849	1/2" - 2" Heater Box	15	885.38
851-GRNL	1/2" - 4" Heater Box	54	1,672.69
860-1-1/2	1/2" - 1-1/2" Blanket	4	370.58
860-3	2" - 3" Blanket	5	884.27
860-4	3-1/2" - 4" Blanket	6	1,015.97

MALLEABLE IRON CONDUIT BENDERS



No.	EMT	RIGID	Handle Size	Wt.	Each
74-001 (Head)	1/2"	---	3/4"	2	55.62
51603-KLEIN	1/2"	Complete Unit	38"	6	60.48
51604	3/4"	1/2"	38"	7	50.75
74-002 (Head)	3/4"	1/2"	3/4"	2	76.41
74-003 (Head)	1"	3/4"	1"	4	102.51
74-006 (Head)	1-1/4"	1"	1-1/4"	14	276.78
74-019		Handle	3/4" x 38"	4	40.53
74-020		Handle	1" x 44"	7	48.72
74-021		Handle	1-1/4" x 54"	10	86.03
74-026		Handle	1/2"	7	80.99

LITTLE KICKER OFF-SET BENDERS



No.	Size	Wt.	Each
1810-GRNL	1/2"	6	369.11
1811	3/4"	8	539.17

KLEIN MAGNETIC WRIST BAND



or Wrap Around Belt


- Rare Earth Magnets
- Breathable mesh interior
- Keep small parts within reach

No.	Wt.	Each
55895	1	21.95



- Removable Handles allow for dogleg bends
- 2-year warrantee
- No PC Boards
- Flat Free Wheels
- 20 Amp 120V

ELECTRIC CONDUIT BENDER



No.	Description	Each
700E	1/2" - 2" EMT Shoes	1,799.00
77RIG	Electric Bender	3,595.00

CANVAS TOOL POUCHES 4-PACK OF ZIPPER BAGS



- #10 Canvas with Brass Zipper
- 12.5"L x 7"H x 0.7"W
- 4 Colors: Orange, Olive, Yellow, Blue

No.	Wt.	Each
5140-KLEIN	1	46.76

American Legacy Zipper Bags

Pack of Two



- Canvas Tool Pouches
- 2-Pack
- 1 Red & 1 Blue bag to help organize tools by job specific task
- Heavy-duty brass zipper
- #10 Canvas

12.5"L x 7"H x 0.7"W

No.	Wt.	Each
55777RWB	1	20.99

10-INCH CANVAS ZIPPER BAG



#8 Canvas with Brass Zipper

10"L x 8"H x 3.5"W

No.	Color	Wt.	Each
5539NAT	Natural	1	14.83
5539RED	Red	1	14.83

18" DUAL COMPARTMENT TOOL BACK-PACK



- Durable 1200D Ballistic material
- YKK Zippers for extra strength
- 26 Tiered pockets, 11 webbed tool holders
- Large back pad for added comfort
- Padded shoulder straps and chest strap
- Compatible with 15" laptops and/or tablets

No.	Wt.	Each
35-409	1	148.11

HEAVY-DUTY TOOL BELTS



This rugged 3" wide (51mm) belt is made of heavy strap leather and equipped with a double tongue buckle

No.	Size	Wt.	Each
5415S (Leather)	32"-40"	2	27.57
5415L (Leather)	40"-48"	2	31.28
5415XL (Leather)	44"-52"	2	30.23
5704XL (Padded Nylon)	40"-44"	1	50.92

TRADESMAN PRO TOOL TOTES



554158-14 55421BP-14 55452RTB

No.	Description	Wt.	Each
554158-14	8" Tote with 20 Pockets	4	81.62
55421BP-14	Backpack with 39 Pockets	6	110.59
55452RTB	Rolling Tool Bag 24 Pockets	20	212.07

Rack-A-Tier Ground Rod Driver

SLUGGO-OX



- Incredibly strong, made of 3" hot-rolled, heat-treated, hardened steel
- 3 1/2" bore to accept 3/4" and 5/8" ground rods
- 80% more striking surface
- One piece, light-weight (7 lbs)
- Yellow zinc chromate surface to deter rust

No.	Wt.	Each
67119	1	150.08

TOOL HOLDERS



Nylon pouch goes over tool belt

No.	Compartments	Wt.	Each
53342-M	1	1	4.00
53344-M	2	1	1.95
53346-M	3	1	8.00

Canvas Tool Bag



- 14"L x 14"H x 6"W
- Heavy-duty No. 8 natural canvas tool bag
- Rivet-reinforced for durability
- Steel-frame mouth w/ hinge for rugged use
- Two retaining straps w/ buckles
- Moisture resistant vinyl bottom

No.	Description	Wt.	Each
5102-14	Canvas Tool Bag, 14-Inch	1	68.94



170 Broad St., P.O. Box 305
Glens Falls, NY 12801-0305

www.dale-electric.com
email: info@dale-electric.com

TOLL FREE 1-800-462-7733
LOCAL 518-793-4927
FAX 518-793-4467

113

▲ WARNING: Some products may cause cancer or reproductive harm. See www.P65Warnings.ca.gov for more info ▲

PULLING & FISHING PRODUCTS

PULLING ROPE
Rugged low friction polypropylene.

No.	Length	Dia	Strength	Eye	Each
31912-M	600'	1/4"	1125 lbs	No	72.80
31914-M	1200'	1/4"	1125 lbs	No	130.20
31916	300'	3/8"	2430 lbs	Yes	74.20
31918-M	600'	3/8"	2430 lbs	Yes	144.20
31920	1200'	3/8"	2430 lbs	Yes	261.80
31922	300'	1/2"	3780 lbs	Yes	126.00
31924	600'	1/2"	3780 lbs	Yes	240.80
31926-M	1200'	1/2"	3780 lbs	Yes	718.20

EZ REACH™

56511

Installation of Voice-Data-Video made EASY!
Non-conductive fiberglass rods easily fastened together for installing wire over long distances such as above ceilings, through insulated walls or under carpeting & raised floors.

No.	Brand	Size	Wt	Each
52237	Morris	12' x 0.2"	1	41.12
52238	Morris	33' x 0.2"	2	74.20
56511	Klein	7 Piece Kit	2	39.69

STEEL FISH TAPES

- High Impact Storage Case
- Highly-Durable Tempered 1/8" Wide Steel Spring

No.	Size	Wt.	Each
52240-M	50' x 1/8" x 1/16"	3	39.14
52242	100' x 1/8" x 1/16"	5	66.78

Power Glide Wire Wire Pulling Lubricant Water Based Gel

- Compatible with all cable types - fiberoptic, datacom, electrical.
- Non-Corrosive / Non-Flammable
- Cleans up fast with water

No.	Description	Wt.	Each
99930	Quart Squeeze Bottle	9	14.38
99932	Gallon Pail	36	35.07

FREIGHT EXTRA

WIRE PULLING LUBRICANT

- Retains lubricating properties up to 200°F
- Will not separate after freezing
- For use on all commonly used wire & cable including high voltage cable
- Dries to slick, waxy film
- Non-toxic, No Silicones, Non-Staining

No.	Brand	Size	Wt.	Each
WL-QT	3M	Quart	3	10.23
31-421	Ideal	1 Gallon	3	29.54
31-355	Ideal	5 Gallon	9	109.19

FREIGHT EXTRA

IDEAL Tuff-Grip™ Fish Tape

- Non-slip handle and finger tip grooves.
- Large handle fits gloved hands.

No.	Size	Wt.	Each
31-055	60' x 1/8"	3	44.84
31-057	240' x 1/8"	7	88.17
31-058	100' x 1/4"	8	86.23

POLY-PROPULL-LINE

Continuous-fiber polyline can be blown directly into conduit & left for future use. Rot-, mildew-resistant.

No.	Length	Strength	Wt.	Each
430-500	500'	210 lbs	1	17.15
31-340	6500'	210 lbs	11	58.34
431-GRNL	5200'	240 lbs	12	110.43
435	3/16 x 3000'	130 lbs	5	103.73
56110	6500'	210 lbs	11	52.86

435 (Measuring Tape)

WIPES / CLEANERS

Cleans Lubricants, Tar, Grease, Oil, Paint, Caulk, & MORE!

- Simple & Convenient
- No Residue
- No Rinsing
- No Drying
- Pre-Moistened

No.	Description	Wt.	Each
38-500	82 Wipes- Ideal	3	22.06

KLEIN TOOLS DEPTHFINDER™ STEEL FISH TAPES

- Permanent, laser etched 1" increments
- 13" Polypropylene case & handle
- Raised finger grips and unique sloped handle.

No.	Description	Wt.	Each
56333	Steel Fish Tape 1/8" x 125'	5	57.74

13" Flexible Fish Tape Leader

Fish Tape Leader
Threads on end of Fish Tape in place of Swivel Ball Head

No.	Wt.	Each
50350	1	19.36

CARPENTERS PENCIL

No.	Brand	Wt.	Each
98555-KLEIN	KLEIN	1	\$0.60

FOAM CARRIERS

No.	Size	Wt.	Each
31-316	1/2"	1	6.29
31-317	3/4"	1	8.85
31-318	1"	1	13.80
31-319	1-1/4"	1	14.78
31-320	1-1/2"	1	15.58
31-321	2"	1	17.43
31-322	2-1/2"	1	19.99
31-323	3"	1	22.30
31-324	3-1/2"	1	27.43
31-325	4"	1	22.40
31-326	5"	1	39.72
31-327	6"	1	47.29

Can be used Over and Over Again.

CABLE GRIPS

STRAIN RELIEF-BUS DROP SUPPORT

No.	Cable Dia	Eye Size	Each
BDS32U	.32-.43"	4"	17.14
BDS43U	.43-.56"	6"	19.98
BDS56U	.56-.73"	7"	22.12
BDS73U	.73-.85"	7"	26.53

JUNIOR BASKET GRIPS

No.	Cable Range	Max Pull Force(lbs)	Eye Length	Mesh Length	WU/10	Each
30584-GRNL	.25-.36	90	3-1/4"	4-1/4"	1	41.21

STRAIN RELIEF-WIDE RANGE

No.	Cable Dia	Thread	Each
BDSR32	.32-.43"	1/2"	22.05
BDSR43-BRY	.43-.54"	1/2"	23.00
BDSR54	.54-.73"	3/4"	25.52
BDSR73	.73-.97"	1"	27.85
BDSR97	.97-1.25"	1-1/4"	37.87
TCI5125	1.25-1.50"	1-1/2"	45.00
BDSR125	1.25-1.50"	1-1/2"	70.63
BDSR150	1.50-1.70"	2"	87.78
TCI8150	1.50-1.70"	2"	146.71
TCI7200	2.00-2.45"	2-1/2"	226.06

CLOSED GRIPS WITH DOUBLE EYE

No.	Cable Dia	Breaking Strength	Wt	Each
SPC075DE	0.75-0.99	1020	1	46.27
SPC100DE	1.00-1.24	1610	1	52.64
SPC125DE	1.25-1.49	1610	1	57.33
SPC150DE	1.50-1.74	1610	1	61.11

JUNIOR GRIPS WITH FLEXIBLE EYE

No.	Cable Dia	Breaking Strength	Wt	Each
PJ025	0.25-0.36	450	1	34.37
PJ037	0.37-0.49	900	1	41.58
PJ050	0.50-0.61	1300	1	45.08
PJ062	0.62-0.74	1950	1	51.94
PJ075	0.75-0.99	2800	1	59.01
PJ100	1.00-1.24	3900	1	63.00

CABLE DISPENSERS

PORTABLE WIRE DISPENSER

- For transporting and dispensing rolls of wire or cable on spools up to 10" in width with up to 12" flanges.
- Excellent for all spooled products.
- Spring loaded brake system eliminates back lash or unspooling of unwanted amounts of wire.
- Spools load individually on spindles, easy to change empty spools.
- Painted orange for visibility, powder coat paint for long lasting finish.
- American Made of Heavy Duty Steel.



CD-4X



No.	Cross Arms	Height	Wt	Each
CD-2X	2	30"	17	26.00
CD-4X	4	36"	19	29.00

The CD-2X and CD-4X have 2 wheels to make moving the Cable Dolly much easier.

EASY LIFT HAND CADDY

Holds
8 Spools 7" Diameter X 5" Wide or
4 Spools 7" Diameter X 6" - 10" Wide



No.	Wt	Each
MH8010	6	31.42

FLOOR OR STUD MOUNT CABLE DISPENSER

Great for Coils of Romex or MC Cable.
Max Inside Diameter: 5-1/2"
Max Outside Diameter: 17"
Max Weight: 50 pounds



No.	Wt	Each
MH8110	14	66.54

RACK-A-TIERS METAL CHIP CATCHER



Clamp to bottom or top of metal surface using rare earth magnets to catch metal shavings

No.	Bit Size	Wt.	Each
84100	Up to 2"	1	24.15

DIGIROLLER PLUS II

Digital Measuring Wheel

- Calculates and stores Linear distances, square Area, and cubic Volume measurements. Roll and label the "Length" and "Width" to find an Area or store and recall later.
- Stores multiple units of measurement.
- Works in and converts between Feet-Inches, Decimal Feet, Decimal Inches, Yards, Meters and Acres.
- Built-in user memory for accumulating counts of measurements.
- Includes its own wheel radius for true wall-to-wall measuring.



No.	Wt.	Each
6425-CALC	7	146.84

EZ TWIST WIRE TWISTER



EZ-101214 EZ-10&14

No.	Wire Size	Wt	Each
EZ-101214	10, 12, 14	1	19.95
EZ-14	14	1	5.99
EZ-10	10	1	5.95

- Plier-less twisting.
- Twist before putting on wire nuts.
- Heavy duty metal construction.
- Made in the U.S.A.

RACK-A-TIERS CABLE MANAGEMENT

Q-BIT HOLE CUTTER



42700

42720

No.	Type	Wt	Each
42700	1 Gang	1	67.55
42720	2 Gang	1	83.16

Allows to quickly cut out device holes in drywall. The Q-Bit is built to work w/ any standard oscillating tool.

WIRE DISPENSER



No.	Wt	Each
19455	1	75.46

This easy-to-hang wire dispenser allows for fast, twist-free NMB, UF, MC cable or Flex pulling.

Hold up to 150lbs for use with most coiled wire.

TUG WISE WIRE DISPENSER

Handles Reels up to 1000 lbs



As Easy as 1, 2, 3!

1. Screw to Base of Reel
2. Flip Over Reel
3. Pull Wire

Attach to the base of your reel to make a Lazy Susan

No.	Wt	Each
11931	10	153.30

WIRE TUB COIL DISPENSER



Top plate on for rewinding

Salvaged wire ready for installation

All coil dispenser dispense but this one REWINDS as well! Over runs can be rewound, old wire salvaged and re-installed. Handles Flex, Romex, MC, etc. 24" Diameter

No.	Wt	Each
18455	3	121.17



Collapsible Trash Container. Internal support spring that "Springs into Action" 19" X 24" (Open) 1-1/2" 24" (Collapsed)

No.	Wt	Each
51000-RACK	2	24.71



Wire Dispenser/Multi-Purpose Tool



Easy to set up, Portable Wire Dispenser, Pipe Vise, Caddy, Work Bench, Seat, Saw Horse. Holds up to 34" - 330lb Wire Reels.

No.	Description	Wt	Each
11455	1 End Piece	3	110.67

REEL END SPOOL REPAIR

BROKEN Reusable

FIXED



How many broken spools in your shop? Fix them with Reel End! Reusable again and again. Fits plastic spools #10 through #18 gauge. Includes 2 ends. 1/2 conduit center column not included.

No.	Wt	Each
17455	1	31.57

PENGUIN PULLER JR.



.63" Diameter
Designed to aid in easily pulling in large cables. No tape or crimps required. Rated for 4,000 lbs. of pull strength.

No.	Wt	Each
69705	1	150.85

TELESCOPING MAGNETIC LED PICKUP TOOL



- Telescoping arm extends 22-inches (55.9 cm) beyond your reach
- Powerful magnetic head with 2 pound (0.9 kg) pickup strength
- Two inch (51 mm) gooseneck end bends to navigate around obstacles
- 12 x AAA alkaline batteries (included)

No.	Wt	Each
56027	1	24.50



170 Broad St., P.O. Box 305
Glens Falls, NY 12801-0305

www.dale-electric.com
email: info@dale-electric.com

TOLL FREE 1-800-462-7733
LOCAL 518-793-4927
FAX 518-793-4467

115

⚠ WARNING: Some products may cause cancer or reproductive harm. See www.P65Warnings.ca.gov for more info ⚠

CABLE TESTER KITS



VDV501-851



VDV501-852

- Cable tester tests voice (RJ11/12), data (RJ45) & video (coax F-connector) terminated cables with clearly defined results
- Test for Open, Short, Miswire or Split-Pair faults
- Trace cables, wire pairs & individual conductor wires with multiple style tone generator

No.	Description	Wt.	Each
VDV501-851	Scout Pro 3 Tester w/ Remotes, Adapter, Battery	1	92.39
VDV501-852	Scout Pro 3 Tester w/ Locator Remote Kit	1	200.91

TONE & PROBE TEST AND TRACE KIT



- Simple analog tone generator & wire tracing probe for open-ended non-active wire runs
- Responsive probe with durable, non-metallic, conductive tip
- Alligator clips for unterminated wires
- RJ45 to RJ45 test cable
- Toner and probe together perform pin to pin wire map test
- Work light on probe tip for use in dark spaces

No.	Wt.	Each
VDV500-705	1	39.19

IMPACT PUNCH DOWN TOOL

- Seats wire into terminal block
- Cuts wire after termination
- Impact Pressure Adjust Hi/Lo
- Storage for Spare Blade
- Change Blade w/o tools
- Strong Fiberglass Construction



No.	Description	Wt.	Each
54562	Punch Down Tool	1	79.80
50290	66 & 110/88 Blade	1	6.00

TELEPHONE PUNCH-DOWN TOOL



- Inserts & cuts cable terminations
- Cushioned grip reduces stress for high volume installers
- Storage compartment for spare blades

No.	Description	Wt.	Each
35-485	Tool & 110 Blade	1	67.63

LAN INSTALLER STARTER KIT - PUNCHDOWN:



- Includes required tools for 66-type & 110-type term blocks
- Durable nylon tool carry pouch.
- Two additional pockets hold a screwdriver & flashlight.
- Tunnel-loop accommodates up to 2" belt.
- Kit includes: SS electrician's scissors, Punchdown Multi-Tool, Tool Blade-110 type, Tool Blade-Combo 66/110 type, 98554 Marker, and 4-pocket tool pouch.

No.	Description	Wt.	Each
VDV027-813	LAN Install Kit Punchdown	2	111.34

WIRING VERIFIER



Designed for professional installers and maintenance technicians for mapping, testing and troubleshooting

Tests RJ45 & BNC

Verifies Normal vs Reverse Open, Short or Miswire

No.	Description	Wt.	Each
33-815	Tester Kit with 4 Remotes in Soft Case	1	170.00

IMPACT PUNCHDOWN TOOL



- Punchdown tool terminates & cuts wires in CAT3, CAT5e & CAT6/6A cable in one step
- Punch cables into 66/110 panels & blocks
- Metal injection molding blade for durability (included)
- Provides precise, reliable connections every time

No.	Wt.	Each
VDV427-300	1	39.19

Coax Economy Termination Kit

Compression Style
Includes everything needed to cut, strip and terminate coax cable.

- Contains:
- 1 Compression Tool
 - 1 Data T-Cutter
 - 1 Coax Stripper
 - 10 RG-59 Connectors
 - 10 RG-6 Quad Connectors
 - 20 RG-6 Connectors



No.	Wt.	Each
33-620	2	134.12

BNC CONNECTOR

Patented Universal Sleeve installs up to 2x faster than other compression connectors



No.	Qty	Wt.	Each
VDV813-616	10/Pack	1	29.69

COAX CONNECTOR

RGB F CONNECTOR
Fits RG-6 Compression connector Regular/Tri/Quad cables
Nickel Plated



No.	Qty	Wt.	Each
92-651	10/Pack	1	11.36

TELEMASTER CRIMPER

Crimps Modular Plug Ends

- For RJ-45 and RJ-11 Plugs
- Cushion Grip Handles
- Cuts, Strips, Crimps
- Steel Frame



No.	Wt.	Each
30-496	1	59.39

Universal F Compression Connector - RG6/6Q



- Installs up to five times faster than standard coax connectors
- Fits all diameter variations within a cable series and difficult to work with mult-shield and plenum cables
- Provides excellent holding power and signal strength
- Patented viewing windows in sleeve aid in proper seating

No.	Description	Pack
VDV812-606	Pack of 10	12.05

SPERRY TESTERS



DM12	DM360A	DM8200	DSA440	DSA600P	DSA710	STK3012	ADM-18A	ADM-88	CO550		
No.	Description									Wt	Each
	DM12 Autorange 6 Function Digital Multimeter									1	29.95
	DM360A 7 Function Digital Meter/Multimeter 600V									1	19.35
	DM8200 Autorange Digital Meter/Multimeter									1	29.75
	DSA440 Clamp on Meter Tester 400A									1	29.95
	DSA600P Clamp on with peak hold 600A									1	39.95
	DSA710 Digital Snaparound Volt-Ohm-Ammeter									1	39.95
	DSA760 Digital Snap-Around Volt Ohm Meter									1	59.95
	STK3012 Digital Capacitance Meter DMM									1	39.75
	ADM-18A Automotive Tester 23 Range/7FU									1	29.95
	ADM-88 Automotive Digital Meter									1	49.95
	CO550 Hand-Held Carbon Monoxide Detector									1	72.95

KNOCKOUT PUNCHES & DIES

Factory Direct

Greenlee Products
Extra Discount above \$600
Info on Page 125

HOLE PUNCH SETS



40 CR Carbon Steel for
Mild Steel to 3/16 (10 Gauge)

Cuts Mild Steel, Aluminum
Fiberglass, Plastic

Includes
Plastic Case

No.	Size	Description	Wt.	Each
50402-M	1/2"-2"	Hydraulic Split Punch Kit	26	842.60
50425	2-1/2"-4"	Hole Punch/Die Set	8	1,275.40



HOLE PUNCHES & DIES



No.	Size	Slug Type	Wt.	Each
50440	3-1/2" Punch	Standard	4	189.00
50441	4" Punch	Standard	5	277.20
Die Cup				
50450	3-1/2" Die	Standard	4	169.40
50451	4" Die	Standard	5	253.40



STANDARD ROUND KNOCKOUT PUNCH SET

No.	Size	Wt.	Each
735BB	1/2-1-1/4	3	309.58
737BB	1-1/2-2	5	294.51
730BB-2-1/8	2-1/8	3	217.01



STANDARD ROUND PUNCHES

See Slug Buster
Parts Below

No.	Size	Wt.	Each
121AV	1/2	1	41.21
441AV	2	1	84.39
1429AV	2-1/2	2	138.85
1431AV	3	3	202.04



STANDARD ROUND DIES

No.	Size	Wt.	Each
14722P	1/2	1	19.08
124AVP	3/4	1	21.82
126AVP	1	1	25.64
128AV	1-1/4	1	30.81
440AV	1-1/2	1	45.68
442AV	2	1	59.99
1430AV	2-1/2	2	104.75
1432AV	3	3	149.10

STD ROUND DRIVE SCREWS



No.	Size	Wt.	Each
1433AV	3/4 Drive Nut	1	50.00
1434AV	1-1/8" Drive Screw for 3-1/2 - 4"	1	67.09

BALL-BEARING KNOCKOUT PUNCH DRIVES



No.	Size	Wt.	Each
249AVBB*	3/4	1	42.08
1433AVBB	3/4	1	137.13
3036AV (Nut Only)	1-3/8-12	1	40.00

*Draw Stud

SLUG-BUSTER REPLACEMENT PARTS



Slug-busters split the slug into 2 pieces for easier removal

DRAWSTUD Sold separately

No.	Size	Wt.	Each
721-1/2P	1/2"	1	36.54

METAL STUD PUNCH

Punch up thru 20 Gauge Steel



- Aluminum head provides strength with minimum weight, reducing operator fatigue.
- Self stripping design eliminates punch hang-ups.
- Automatically centers holes on standard studs.

No.	Punch Size	Studding Capacity	Wt.	Each
709-GRNL	7/8" Dia.	1-5/8" & Wider	7	420.43
710	1-11/32" Dia.	2-1/2" & Wider	8	420.43

BUSHINGS




711 7/8 Diameter
712 1-11/32 Diameter
4403 1-1/4 Diameter

- Locks securely into metal studs from 24 gauge to 10 gauge thickness.
- Helps protect wire insulation from sharp edges of metal studs.

No.	Qty	Fits Punch	Wt.	Each
712A-EACH	1	710	1	131.77
21760 (2Piece)	100	710	1	20.38
712A100	100	710	1	39.08
712A1000	1000	710	1	306.12
4403	100		1	0.44

The Current Geek ELECTRICAL REFERENCE



Based on the 2017 NEC, The Current Geek will be every electrician's sidekick. With pages that have corresponding QR codes, this interactive book spans the gap between on-site ease of use & accessible web-based information for a deeper understanding of the material. 82 full color pages, laminated, and spiral bound.

No.	Description	Wt.	Each
CurrentGeek17	Electrical Reference	1	9.95
CurrentGeek14	Electrical Reference	1	8.95

NEC® CODEBOOKS



Prepare for the electrical challenges of tomorrow, today, w/ NFPA 70, National Electrical Code (NEC), 2020 edition. Features state-of-the-art info for safe electrical practices for public & private buildings, homes & structures, outdoor yards & lots, utility equipment, installations that connect to the power grid, & more.

No.	Description	Wt.	Each
NFPA70-20-SB	2020 Soft Cover	2	145.00
NEC 2014-SOFT COVER	Soft Cover	2	45.00
NEC 2014-TABS	Tab	1	15.50

TRI-FLOW LUBRICANT

Penetrates inaccessible areas to displace, clean & lubricate.

- Contains:
- High-grade petroleum oils
 - Corrosion inhibitors
 - Micronized Teflon
 - Moisture displacers
 - Penetrating aids
 - Special solvents

No.	Description	Wt.	Each
TF21010	2 oz. Squeeze Bottle	1	4.58



CRC 2-26

Multi-purpose Precision Lubricant
"plastic safe"

Applications: Connectors, relays, circuitbreakers, transformers, motors, generators, starters, dies, plus much more

No.	Description	Wt.	Each
02005	11 oz Aerosol	1	4.00



GREENLEE TOUCH UP PAINT

Aerosol Can Container Type;
13 oz Container Capacity;
Green Color/Shade

No.	Wt.	Each
10378	1	31.04



DALE
ELECTRIC SUPPLY CO.

170 Broad St., P.O. Box 305
Glens Falls, NY 12801-0305

www.dale-electric.com
email: info@dale-electric.com

TOLL FREE 1-800-462-7733
LOCAL 518-793-4927
FAX 518-793-4467

117

⚠ WARNING: Some products may cause cancer or reproductive harm. See www.P65Warnings.ca.gov for more info ⚠

METERS AND TESTERS

THERMAL IMAGER FOR iOS DEVICES



- For troubleshooting hot and cold spots
- 10,800 pixels for excellent resolution
- Easily capture, store & share thermal images & video, including time-lapse video
- Features touch screen temp., high/low temps., & differential temp. readout
- View temp. ranges from -4 to 752-Degree Fahrenheit (-20 to 400-Degree Celsius) in three color palettes; ironbow, rainbow, or grayscale
- Compatible with iOS devices 11 and higher

No.	Wt.	Each
T1222	1	258.99

THERMAL IMAGER KIT



- M12 160 X 120 Thermal Imager
- M12 REDLITHIUM CP1.5 Battery Pack
- M12 Lithium-ion Battery Charger
- 3.5" High Resolution LCD
- Temperature Range (-10 to 350°C)
- Rugged Overmolding for durability and grip



No.	Wt.	Each
2260-21	2	2,100.00

600A AC/DC TRMS TightSight CLAMP METER



- UL certified CAT IV 600V CAT III 1000V
- Measures 0-600 Amps AC/DC & 0-1000 volts AC/DC
- TightSight display to easily read bottom of meter
- Provides True-RMS AC voltage & current for accurate measurements on non-linear signals
- Measures AC/DC current, AC/DC voltage, frequency, resistance, continuity, capacitance, diodes, temperature, low impedance AC voltage

No.	Wt.	Each
61-757	2	146.44

Infrared Digital Thermometer with Targeting Laser



- Optical Resolution (distance-to-spot) of 10:1
- Automatic Hold
- Backlit display
- Drop protection to 6.6-Foot (2 m)
- Temperature Range (-4 to 752°F)
- Includes custom pouch and 9V Battery



No.	Wt.	Each
IR1	2	35.99

600 Amp TightSight Clamp Meter



- 660 Amp True RMS clamp
- Tapered jaws with hook tip
- Measures AC Current, AC/DC Voltage
- Frequency via clamp head or test leads
- High Frequency Rejection
- Resistance / Capacitance
- Audible continuity
- CAT IV - 600V rating
- CAT III - 1000V rating

Exclusive TightSight® View



No.	Wt.	Each
61-763	1	253.06

200A AC/DC TRMS TightSight FORK METER



- UL certified CAT IV 600V & CAT III 1000V
- Measures 0-200 Amps AC/DC & 0-1000 volts AC/DC
- Provides True-RMS AC voltage & current for accurate measurements on non-linear signals
- Measures AC/DC current, AC/DC voltage, continuity, resistance, capacitance, diodes, & senses AC voltage
- Built-in probe tip holder & hanging strap clip
- Built-in flashlight & dual backlit displays
- Includes soft case, test leads, & batteries

No.	Wt.	Each
61-415	2	143.32

KLEIN TOOLS® ELECTRICIAN'S METERS



MULTIMETERS

MM700



- TRMS for increased accuracy
- Measures 1000V AC/DC, 10A Current
- 40 Ω resistance + temp capacitance, frequency, duty cycle diodes
- High durability 2m drop

- 3-20V DC, Current: 0.05-3A
- Tests standard USB-A ports
- Monitor 1,000 hrs of voltage current, energy, resistance, capacity/charge delivered
- High durability 2m drop



ET900

No.	Description	Wt.	Each
ET900	USB Digital Meter (Type A)	1	15.53
MM700	Digital Multimeter TRMS/Low Impedance	2	103.60

CLAMP METERS

CL220 CL390



CL220 & CL390
Includes a carrying case, test leads w/ CAT III/CAT IV safety caps, thermocouple & 3 x AAA batteries

CL320

- Clamp measures AC current
- TRMS tech for increased accuracy
- Leads measure AC/DC V, resistance, continuity, frequency, capacitance, diodes
- Thermocouple for temperature
- CAT III 600V class 2
- 2m drop protection



CL600

- 600A AC Current
- Measures AC Current
- Test leads measure AC/DC voltage, resistance, continuity and tests diodes
- Includes carrying case, 41" test leads and batteries
- 2 meter drop protection



Replacement Test Leads

69410-KLEIN

No.	Description	Wt.	Each
CL220	Digital Clamp Meter AC Auto-Ranging 400A	1	65.25
CL320	Digital Clamp Meter AC Auto-Ranging 400A	1	81.76
CL600	Digital Clamp Meter AC Auto-Ranging 600A	1	76.96
CL390	AC/DC Digital Clamp Meter Auto-Ranging 400A	1	93.31
69410-KLEIN	Replacement Test Lead Set	1	18.97

118

170 Broad St., P.O. Box 305
Glens Falls, NY 12801-0305

www.dale-electric.com
email: info@dale-electric.com

TOLL FREE 1-800-462-7733
LOCAL 518-793-4927
FAX 518-793-4467



⚠ WARNING: Some products may cause cancer or reproductive harm. See www.P65Warnings.ca.gov for more info ⚠



ELECTRICAL TESTERS

NON-CONTACT VOLTAGE DETECTOR

Bright LED's and audible alarm sounds if voltage present.
 Silent mode feature for use in quiet settings.
 Automatically turns off after 5 minutes of non-use.
 Measurement category - Cat IV, 1000V 50-50,000 HZ.
 Lifetime limited warranty.
 Finds breaks in wires.
 Identifies hot and neutral conductors.



No.	Range	Wt.	Each
GT-16	5-1000 VAC	1	34.31

VOLTAGE TESTERS

61-627 **61-637 w/ Flashlight**
 Single Range Non-Contact Voltage Tester, 50 to 600V AC
 automatically detects & indicates the presence of voltage within
 range of range of 50 to 600V AC

No.	Description	Wt.	Each
61-627	CAT IV 600V AC, 50 to 600V AC	1	14.92
61-637	CAT IV 600V AC, 24 to 600V AC	1	24.89

VOLTAGE TESTER

Non-contact voltage tester that
 automatically indicates low voltage
 (12-48V AC) and standard voltage
 (48-1000V AC).

No.	Length	VAC Range	Wt.	Each
NCVT2P	5.82"	12-1000	1	25.96
NCVT-5A	6"	12-1000	1	30.11

VOLTAGE TESTER

Tests AC voltages from 24 to 240V
 AC. Tests DC voltages from 32
 to 330V. Built-in test lead holder
 on back of voltage tester holds
 the leads in one of two positions.
 Batteries not required



No.	Wt.	Each
ET45VP	1	18.07

CIRCUIT TESTERS



61-035
 For 3-Wire 125-Volt Circuits.
 Tests for open grounds, rev.
 polarity, open hot, open neutral,
 hot & ground rev.



99150
 Rack-A-Tiers 2-in-1
 Non-Contact 50-1000
 Voltage Tester and
 GFCI Circuit Tester,
 Dual-Ended

GT-10GFI

Trouble Shoot 120VAC
 3-Wire Grounded Outlets.
 Test GFCI Receptacles.



RT110

Designed to detect the
 most common wiring
 problems in standard
 receptacles



RT210

Designed to detect the
 most common wiring
 problems in standard
 receptacles

120V AC GFCI RECEPTACLE & VOLTAGE TESTER



Plugs into Receptacles

Indicates Proper Polarity Or
 Mis-Wired Outlets Via Green
 & Red LEDs & Line Voltage
 Via LCD Display. Also Tests
 for GFCI Functioning

No.	Wt.	Each
61-517	1	27.24



61-051
 Tests for correct wiring,
 open ground, reverse polarity,
 open hot, open neutral, hot &
 ground reversed w/ open hot
 in 3-wire, 125V AC circuits



No.	Description	Wt.	Each
61-035	3 Wire 125 Volt-Tester	1	30.73
61-051	GFCI 125V AC Wire Tester	1	62.58
GT-10GFI	GFCI troubleshoot 120V Tester	1	18.37
RT110	Receptacle 110-125V Tester	1	8.48
RT210	GFCI 110-125V Tester	1	11.98
59090	GFI 110-120V Tester	1	11.16
RT250-KLEIN	GFCI 135V Tester	1	21.55
99150	GFCI + 50-1000V Tester	1	44.17

RT250



Shows the time required
 to trip a GFCI device.
 Detect & identify common
 wiring faults. Detects
 Open Neutral Open
 Ground wiring fault.



3-Wire, Grounded Type;
 Electrical Work Application;
 110 to 125 Volt AC Voltage;
 Neon Indication Type;
 Number of 6-Circuit Test

INSULATION RESISTANCE TESTER



- Tests insulation resistance up to 4000MΩ at 125/250/500/1000V
- Megohmmeter w/ test & lock buttons for simple insulation testing
- Warning alarm & high voltage icon for detection of voltage
- Measures up to 1000V AC/DC, resistance & continuity

No.	Wt.	Each
ET600	1	166.60

SURETRACE CIRCUIT TRACER 0-480V AC/DC



INCLUDES:

- Transmitter (AC/DC external voltage indicators of 12V, 48V, 120V, 240V, & 480V)
- Receiver
- Outlet Plug Adaptor (Hot and Neutral only)
- BladeProngs, Hot and Neutral
- Ground Prongs
- Alligator Clips
- 3' lead adapters
- Case

No.	Wt.	Each
61-946	4	202.49

FULL AUTO DIGITAL TESTER



- AC Voltage (50Hz ~ 400Hz): 600V +/- (3.0%+10d)
- DC Voltage: 600V +/- (3.0%+10d)
- Continuity test: Audible threshold 0-10K, Continuity Beeper 2KHz
- Overload Protection: AC/DC 600V Max
- Power Source: 2PCS AA Batteries, 300 Hours with NEDA 15F or ICE R6

No.	Wt.	Each
59140-M	1	11.95



HEAVY DUTY DIGITAL THERMOMETER



- Display: 3-1/2 Digits
- Range: -50° to 1300°C -58° to 2000°F
- TP-800K Temperature Probe
- Backlight - Hold - Max Function
- Warning Beeper with Hi/Lo Setting

No.	Wt.	Each
DT500	1	53.40

BORESCOPE See in Walls



- Connects to Android devices
- Waterproof IP67 9mm camera
- 640 x 480 pixel images
- 10-foot gooseneck cable
- 6 white LEDs w/ adjustable brightness
- Direct USB Type-C connection w adapter for micro-USB

No.	Wt.	Each
ET16	1	40.68

ADVANCED CIRCUIT TRACER KIT

INCLUDES:

- Transmitter (AC/DC external voltage indicators of 12V, 48V, 120V, 240V, & 480V)
- Receiver (w/ Flashlight)
- Blade
- Ground Prongs
- Alligator Clips
- 3' & 20' lead adapters
- AC plug leads
- All required batteries
- Hard carrying case



No.	Wt.	Each
ET450	4	262.49

CONTINUITY TESTER & FLASH LIGHT



Sturdy metal case
 Detachable Alligator Clip
 Uses 2AA batteries

No.	Wt.	Each
59060	1	3.75



170 Broad St., P.O. Box 305
 Glens Falls, NY 12801-0305

www.dale-electric.com
 email: info@dale-electric.com

TOLL FREE
 LOCAL
 FAX

1-800-462-7733
 518-793-4927
 518-793-4467

119

▲ WARNING: Some products may cause cancer or reproductive harm. See www.P65Warnings.ca.gov for more info ▲

WOOD DRILL BITS & AUGER BITS

BELLHANGER BIT



No.	Description	Wt	Each
48-13-7137	3/8 12" Long	1	14.91

SPEED FEED WOOD BIT



No.	Description	Wt	Each
48-13-0048	1/2 x 6	1	6.21
48-13-0058	5/8 x 6	1	7.17

SELFEED BITS AND POWER SHIP AUGER BITS



No.	Size	Wt.	Each
49-22-0003*	1-1/2", 2", 2-9/16"	3	42.07
48-25-4125	4-1/8"	3	135.81

*Kit includes 3 pieces

HEAVY-DUTY AUGER BITS

4" TWIST



No.	Size	Length	Wt.	Each
35-864	3/4"	4-3/4"	1	20.80
35-866	7/8"	4-3/4"	1	22.12

TITANIUM SHOCKWAVE DRILL BITS



For Wood, Metal & Plastic

- SHOCKWAVE Impact Duty Titanium Drill Bits with RED HELIX**
- Engineered for impacts & drills
- Aggressive 35° Helix Angle
- Stay Sharper Longer
- Titanium coating
- 3X life vs. Black Oxide Drill Bits

No.	Size	Wt	Each
48-89-4601	1/16"	1	3.01
48-89-4603	3/32"	1	3.78
48-89-4605	1/8"	1	4.48
48-89-4607	5/32"	1	3.84
48-89-4609	3/16"	1	4.35
48-89-4613	1/4"	1	4.99
48-89-4621	3/8"	1	9.92
48-89-4629	1/2"	1	16.19

M18 4-GALLON BACKPACK SPRAYER

- 25' Spray Distance
- Battery Powered
- No Manual Pumping
- Interchangeable Tank



No.	Wt.	Each
2820-20PS	1	299.72

SHORTY NAIL EATER POWER BIT



62PTS-5/8



35-814



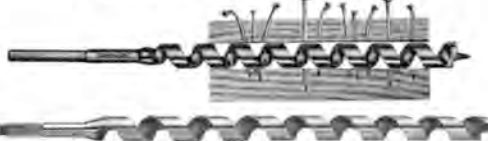
62PTS-7/8



48-13-1123

No.	Size	Length	Wt	Each
TAB91607	9/16	7-1/2"	1	12.53
62PTS-5/8	5/8	7-3/4"	1	23.14
TAB3407	3/4	7-1/2"	1	14.91
35-814	7/8	7-1/2"	1	41.51
62PTS-7/8	7/8	7-3/4"	1	32.44
35-815	1"	7-1/2"	1	50.55
TAB107	1"	7-1/2"	1	21.49
62PTS-1	1"	7-5/8"	1	37.15
61/62PTS-1-1/8	1-1/8	7-3/4"	1	48.78
61/62PTS-1-1/4	1-1/4	7-3/4"	1	53.65

POWER BITS NAIL EATER



No.&Size	Length	Wt	Each
35-871 (3/8)	18"	1	32.49
66PT-5/8	18"	1	32.94
35-823 (3/4)	18"	1	52.09
66PT-3/4	18"	1	34.81
66PT-7/8	18"	1	38.83
66PT-1	18"	2	42.63
35-827 (1)	18"	2	67.13
66PT-1 1/8	18"	1	62.18
66PT-1 1/4	18"	1	71.46

QUICK CHANGE "STUBBY" AUGER BITS



Augers have self-feeding screw point. 1/4-Inch quick change hex shank.

No.	Size	Each
60A-3/4	3/4"	9.74
60A-7/8	7/8"	12.38
60A-1	1"	14.31

SWITCHBLADE BITS



49-22-0003

No.	Description	Wt	Each
49-22-0003	Kit: 2-9/16" Bit, (4) Blades, (2) Set Screws, (1) Hex wrench, (1) Blade case	2	35.00

BIT EXTENSIONS



No.	Size	Wt	Each
904H-12	7/16x12	1	60.80
904H-18	7/16x18	1	60.80

FLAT BORING BITS

Milled Flats for secure Chuck Grip 6-1/8" Length

Precision made of high carbon steel for durability. Drill point and cutting edges can be resharpened often.

No.	Dia.	Wt/10	Each
48-27-0251	1/4"	1	3.01
48-27-0311	5/16"	1	3.20
48-27-0371	3/8"	1	3.46
48-27-0441	7/16"	1	3.46
48-27-0501	1/2"	1	3.46
48-27-1121	1-1/8"	2	6.14
48-27-1251	1-1/4"	2	6.14

ULTRASONIC STUD FINDER



- Ultrasonic Distance Meter Laser Pointer measures from 2 feet up to 50 feet
- Easy-to-read LCD display
- Built-in calculator for measuring areas and volumes
- Adds linear measurements, area & volume
- Memory function
- Choose from meter or foot units

No.	Wt.	Each
59120	1	29.50

USB M12 POWER SOURCE



Compatible with all M12 Battery Packs, features a 2.1 amp powered USB smart-charge port that charges tablets, smart phones, and other portable electronic devices.

No.	Wt	Each
49-24-2310	1	36.48

170 Broad St., P.O. Box 305
Glens Falls, NY 12801-0305

www.dale-electric.com
email: info@dale-electric.com

TOLL FREE
LOCAL
FAX

1-800-462-7733
518-793-4927
518-793-4467



120

▲ WARNING: Some products may cause cancer or reproductive harm. See www.P65Warnings.ca.gov for more info ▲

MILWAUKEE TOOL ACCESSORIES

IDEAL STEP BITS

- Titanium nitride coating dramatically extends bit life
- Double-fluted design for balanced cuts and cooler operation
- All shanks are 1" in length



No.	Hole Size	Wt	Each
35-511	1/8 - 1/2	1	48.83
35-513	1/4 - 7/8	1	76.72
35-515	1/4 - 1-1/8	1	130.58
35-517	3/4 - 1-3/8	1	141.47
35-520*	Kit	4	275.32

* Contains all 4-Bits for holes from 1/8" - 1-3/8" plus storage case.



34401C
13 Hole Sizes:

- 1/8", 5/32", 3/16",
7/32", 1/4", 9/32",
5/16", 11/32", 3/8",
13/32", 7/16",
15/32", 1/2"

GREENLEE KWIK STEPPER STEP BITS

Clean round holes without burring or cracking

No.	Min. Size	Max. Size	Wt.	Each
34401C*	1/8"	1/2"	1	59.07

*Cobalt Stainless Steel

STEP DRILL BITS

Black oxide coating cuts faster & produces less heat



48-89-9202

No.	Size	Increment	Wt	Each
48-89-9202	#2 3/16" - 1/2"	1/16"	1	33.41

Reduce your Electric Bill

up to **10%**

National Grid, NYSEG, RG&E, Con Edison, Central Hudson



Scan this code with your phone for more info!

DRILL & TAP TOOL KIT



No. & Size	Description	Pic	Wt.	Each
36-1/4-20	Drill/Tap Bit	2	1	8.55
36-10/24	Drill/Tap Bit	3	1	8.55
36-10/32	Drill/Tap Bit	3	1	8.55
36-600	Kit: 6-32, 8-32, 10-24, 10-32, 12-24, 1/4-20, 1/4-20	4	1	59.86
32217	Kit: 6-32, 8-32, 10-32, 10-24, 12-24, 1/4-20	5	1	53.02

15 PIECE DRILL BIT SETS



Includes: 1/16-inch, 5/64-inch, 3/32-inch, 7/64-inch, 1/8-inch, 9/64-inch, 5/32-inch, 11/64-inch, 3/16-inch, 13/64-inch, 7/32-inch, 1/4-inch, 9/32-inch, 5/16-inch, and 3/8-inch bits and a bit case.

No.	Description	Wt.	Each
48-89-2803	Thunderbolt Black Oxide	1	24.06

ASSORTED DRIVER BITS

No.	Fig	Description	Each
65102-30	1	#2 PHILLIPS 1 INSERT BIT	0.35
65103-20	1	#3 PHILLIPS 1 INSERT BIT	0.35
65104-20	2	#2 PHILLIPS DIMPLE BIT-1	0.99
65107-30	1	#2 PHILLIPS 2 BIT	0.67
65108-20	1	#3 PHILLIPS 2 BIT2	0.67
65109-10	1	#2 PHILLIPS X #2 PHILLIPS 2 D	0.67
65110-10	1	#2 PHILLIPS X 1/4 SLOT 2 DBL	0.72
65113-10	3	S-1 SQUARE 1 INSERT BIT	0.40
65114-10	3	S-2 SQUARE 1 INSERT BIT	0.40
65115-10	3	S-3 SQUARE 1 INSERT BIT	0.40
65116-10	3	S-1 SQUARE 2 BIT	0.67
65117-10	3	S-2 SQUARE 2 BIT	0.67
65118-10	4	T-10 STAR 1 INSERT BIT	0.40
65119-10	4	T-15 STAR 1 INSERT BIT	0.40
65120-10	4	T-20 STAR 1 INSERT BIT	0.40
65121-10	4	T-25 STAR 1 INSERT BIT	0.40
65122-10	4	T-27 STAR 1 INSERT BIT	0.40
65123-10	4	T-30 STAR 1 INSERT BIT	0.40
65124-10	4	T-40 STAR 1 INSERT BIT	0.40
65125-10	5	1/4 SQUARE X 1/4 HEX ADT	0.56
65127-20	6	5/16 NUTSETTER	1.87
65128-10	6	3/8 NUTSETTER	1.87
65129-10	6	7/16 NUTSETTER	1.87
65130-10	7	#1 PHILLIPS 3-1/2 L BIT	0.99
65131-20	7	#2 PHILLIPS 3-1/2 L BIT	0.99
65132-10	3	#2 SQUARE 3-1/2 L BIT	0.99
65133-10	4	T-15 X T-20 3-1/2 DBL END BIT	0.99
65140-30	4	T-15 STAR 2" INSERT BIT	0.67
65141-30	4	T-20 STAR 2" INSERT BIT	0.67
65142-30	4	T-25 STAR 2" INSERT BIT	0.67
65143-30	4	T-27 STAR 2" INSERT BIT	0.67
65144-30	4	T-30 STAR 2" INSERT BIT	0.67
65145-30	4	T-40 STAR 2" INSERT BIT	0.67

JOBBER'S LENGTH TWIST DRILLS



- 118° POINT for easier starting.
- Capable of drilling wide range of materials including cast malleable iron, steel and steel forgings.

*Thunderbolt Design

No.	Size	Wt.	Each
48-89-2820	1/16"	1	0.77
48-89-2822*	3/32"	1	0.83
48-89-2824*	1/8"	1	1.09
48-89-2825*	9/64"	1	1.09
48-89-2826*	5/32"	1	1.15
48-89-2828	3/16"	1	1.09
48-89-2722	1/4"	1	1.92
48-89-0265	17/64"	1	1.50
48-89-0281	9/32"	1	1.75
48-89-0296	19/64"	1	1.65
48-89-0328	21/64"	1	2.25
48-89-1024*	3/8"	2	4.00
48-89-0406	13/32"	2	3.10
48-89-0437	7/16"	2	3.50
48-89-0453	29/64"	2	4.00
48-89-0468	15/32"	2	4.00

SDS+ DUST TRAP DRILLING SHROUD



- OSHA Compliance without a Vacuum
- Clear sleeve for maximum visibility and accuracy
- Compact, collapsible design ideal for accessibility and storage
- Universal Fit for SDS-Plus Rotary Hammers
- Fits SDS Plus drill bits up to 8" overall length and works with stop bits

No.	Wt	Each
48-03-3035	1	22.78



170 Broad St., P.O. Box 305
Glens Falls, NY 12801-0305

www.dale-electric.com
email: info@dale-electric.com

TOLL FREE 1-800-462-7733
LOCAL 518-793-4927
FAX 518-793-4467

121

⚠ WARNING: Some products may cause cancer or reproductive harm. See www.P65Warnings.ca.gov for more info ⚠

HOLE SAWS

Factory Direct

Greenlee Products
Extra Discount above \$600
Info on Page 125

HOLE SAW ARBOR



49-56-7000



49-56-7010

Fit all hole saws up to 1 3/16"

No.	Size	Wt	Each
49-56-7000	7/16" hex shank	1	11.58
49-56-7010	3/8" hex shank	1	10.82

HOLE SAW QUICK CHANGE ARBOR SPRING LOADED



Fits all Hole Saws 1 1/4" and larger

No.	Shank Size	Wt	Each
49-56-7240	7/16" Large Thread	1	23.23
31906-KLEIN	3/8" Large Thread	1	16.69

REPLACEMENT PILOT BIT



No.	Length	Wt	Each
49-56-8010	3-1/2"	1	3.84
31907-KLEIN	3-1/4"	1	4.90

4/6 Varying Tooth Bi-Metal

- Featuring Rip Guard teeth for added strength
- Extended tooth life
- Includes Plug Jack, all access slot design



No.	Size	Wt.	Each
31914-KLEIN	7/8"	1	9.56
31918-KLEIN	1-1/4"	1	9.80
31928-KLEIN	1-3/4"	1	10.79
31932	2"	1	11.77
49-56-0131	2-1/4"	1	6.25
31940	2-1/2"	1	13.73
31944	2-3/4"	1	13.75
49-56-9633	2-5/8"	1	14.40
31948	3"	1	15.69
31972	4-1/2"	1	27.48

BIG HAWG™ Hole Cutters, Kits and Accessories



48-09-5055

For use in wood, nails, cement board, shingles, plaster & stucco

No.	Size	Wt	Each
49-56-9225	2 3/4" BIG HAWG	1	39.68
49-56-9270	5 1/4" BIG HAWG	1	80.51
48-09-5055	Diamond File	1	11.26

19 PIECE DELUXE ELECTRICIAN'S KIT



Includes:
3/4", 7/8", 1-1/8",
1-3/8", 1-1/2", 1-3/4", 2",
2-1/4", 2-1/2", 2-1/2",
2-5/8", 3", 3-5/8",
4-1/8", 4-3/4" sizes,
2 Arbors, 3 drill bits,
1 adapter, 1 spacer.

No.	Type	Wt	Each
49-22-4105	Ice Hardnd	5	234.50




HOLESAW For Recessed Lighting

For cutting through drywall, plaster, acoustical tile, ceiling tile, and stucco with wire mesh backing. 1-3/4" depth of cut.

No.	Hole Size	Wt	Each
49-56-0315	6-7/8"	1	77.12

TYPICAL CABLE BIT USE



ARROW T55 STAPLE GUN



Uses T-50 Staples
Drives 1/4" - 9/16"

No.	Wt.	Each
T-55	1	15.00

ARROW Staples

No. & Size	Per 300	Per 1000	Per 1250	Per 5000
T-18 3/8	—	1.85	—	—
T-25 3/8	—	1.75	—	—
T-25 7/16	—	1.80	—	—
T-37 3/8	—	1.50	—	—
T-37 9/16	—	2.25	—	—
T-50 1/4	—	—	1.50	—
T-50 3/8	—	—	2.50	—
T-50 1/2	—	—	2.50	—
T-50 9/16	—	—	2.50	—
721168 13/64	6.60	—	—	—
721189 11/32	6.60	—	—	—
T-75 7/8	—	5.00	—	—
T-75 7/8 Super	—	6.00	—	—
202-10	—	—	—	1.50

(Office Staples for 107-Arrow) 1.50

Cable Bit Auger

- Wood-type auger bit with screw point
- Excellent for drilling soft wood, thin sections.



12-04-54A



16-04-54A

No./Bit Type	Bit Dia	Lgth	Dia	Wt	Each
12-04-54A	3/4"	54"	1/4"	2	76.63
16-04-54A	1"	54"	1/4"	2	78.46

Hot Melt Glue Gun Glue



No.	Description	Each	25+
AP1000	4" All-Purpose Glue	0.33	0.30

CABLE BIT PLACEMENT GUIDE



- Use to position all bit and shaft sizes.
- Allows placement of drill bit at any point within wall.
- Helps to judge bit location during drilling.
- Use on vertical or horizontal surface.

No.	Description	Wt	Each
48-08-0275	Use w/ 3/8"-3/4"	2	21.95

BUMPER BALLS



The new & improved Bumper Balls Kit incl. a 1-1/2" & 2" model. Bumper Balls keep your bits centered & stop you from "bit walking"

No.	Auger Incl.	Wt.	Each
BB1520	Bumper Ball Only	1	14.84
BB1520-38	3/8" x 54"	1	44.80
BB1520-916	9/16" x 54"	1	47.60

INSULATED CABLE STAPLES



450-100

No.	Size	ITEM	Wt	Each
450-100	—	Staple Gun	3	39.90
450-002	5/16"x5/16"	Coax (RG59, RG6/6Q) / data (CAT3/5e/CAT6/6A)	1	10.07
450-003	11/32"x19/32"	NM (Romex®) cable gauges 14/3, 14-2, 12-2, 10-2, 12/3	1	11.09

MILWAUKEE SAWZALL® BLADE KITS

CIRCULAR SAW BLADES



No.	Size	Description	Material	Wt	Each
48-40-0620	6 1/2"	24T Framing	Wood	1	10.82
48-40-7000	7 1/4"	PCD/Fiber Cement	Cement	1	51.14
48-40-0726	7 1/4"	40T Fine Finish	Wood	1	16.19
48-40-0730	7 1/4"	60T Ultra Fine	Wood	1	18.94
48-40-0824	8 1/2"	40T GP Saw	General	1	30.46

CARBIDE TIPPED SAWZALL BLADES



Featuring **Carbide Teeth** engineered to deliver long life in the toughest applications while being the fastest carbide-tipped recip saw blades on the market. These blades deliver **30X longer life** over standard bi-metal blades and **2X faster cutting** than other carbide blades. An aggressive blade design allows for the fastest cutting in a wide range of material from Cast Iron and Stainless Steel to Nail embedded Wood.

No.	Description	For Cutting	Pic	Wt	Each
48-00-5201	The Torch 7T 6" 1PK	Pipes, Cast Iron, Stainless Steel, Alloys, Rebar	1	1	10.18
48-00-5301	The Torch 7T 6" 3PK	Pipes, Cast Iron, Stainless Steel, Alloys, Rebar	1	1	28.80
48-00-5221	The AX 5T 6" 1PK	Wood, Nails, Screws, Shingles, Plaster, Durock	2	1	7.49
48-00-5227	The AX 5T 12" 1 PK	Wood, Nails, Screws, Shingles, Plaster, Durock	3	1	13.12
48-00-5321	The AX 5T 6" 3PK	Wood, Nails, Screws, Shingles, Plaster, Durock	2	1	20.80
48-00-5021	The AX 5T 6" 5PK	Wood, Nails, Screws, Shingles, Plaster, Durock	4	2	14.53
48-00-6527	The AX 5T 12" 5PK	Wood, Nails, Screws, Shingles, Plaster, Durock	3	2	61.50

MULTI-PURPOSE TOOL KIT



M18 Oscillating Multi-Tool Kit
 • M18 FUEL Oscillating Multi-Tool • Contractor Bag
 • M18 Battery Pack • M18 & M12 Multi-Volt Charger
 • OPEN-LOK 1-3/8" HCS Wood Blade
 • 3-1/2" 60, 80, 120 & 240 Grit Triangle Sandpaper

No.	Description	Wt	Each
48-90-2080	80 Grit Triangle Sandpaper	1	4.11


WOOD CUTTING BLADES



No.	Teeth/Inch	Length	Width	Thickness	Recommended for Cutting	Wt	Per 5
48-00-5035	6	6"	3/4"	.050	Very Fast Cut, Nail Embedded	1	11.78

METAL CUTTING BLADES

For Cutting Metal, Scroll Cutting.



No.	Teeth/Inch	Length	Width	Thickness	Recommended for Cutting	Wt	Per 5
49-00-5460	5	4"		.035	Wood and Wood-like materials	1	9.54

ALL PURPOSE BLADES

For Cutting Wood, Nail Embedded, Plastics, Fiberglass, Metals, Cast Iron.



No.	Teeth/Inch	Length	Width	Thickness	Recommended for Cutting:	Wt	Per 5
48-00-5090	10	4"	3/4"	.035	All Wood, Compressed Material, non-ferrous	1	7.30

METAL CUTTING BLADES

For Heavy Gauge Metal, Fiberglass.



No.	Teeth/Inch	Length	Width	Thickness	Recommended for Cutting:	Wt	Per 5
48-00-5181	14	4"	3/4"	.035	Metal 3/16 - 1/4, Conduit, Tubing, Channel, Rubber	1	7.30

PLASTER CUTTING BLADE



No.	Teeth/Inch	Length	Width	Thickness	Recommended for Cutting:	Wt	Per 5
48-00-5052	6	5"	3/4"	.050	Plaster, Plaster Board. Cuts on FORWARD and BACKWARD stroke	1	8.64



Scan this code with your phone for more info!



Visit EZEnergySave.com for special pricing on lighting

More Models Available!

Reduce your Electric Bill up to 10%

National Grid, NYSEG, RG&E, Con Edison, Central Hudson & Massachusetts

Scan this code with your phone for more info!



170 Broad St., P.O. Box 305
 Glens Falls, NY 12801-0305

www.dale-electric.com
 email: info@dale-electric.com

TOLL FREE 1-800-462-7733
 LOCAL 518-793-4927
 FAX 518-793-4467

123

⚠ WARNING: Some products may cause cancer or reproductive harm. See www.P65Warnings.ca.gov for more info ⚠

A

3M Products...83,100,101,103
Adapters...6,13,77,84
Adapter Plugs...6,77
Adj Bar Hanger...39,41,42,56,
95
Adjustable Wrench...111
AEG Controls...98,99
Air Conditioner Cords...102
Alarm Smoke, Carb Mon...25
Allied Lampholders...62
Allied Moulded Boxes...41,42
Alum. Compound...106
Alum. Wire...Call for P&A
American Dryer Products...57
Ammeter...116,118
Anchors, Drive Pins...86,96
Anchor Kits...96
Anchor Rods...86
Angle Caps, Connect...6,26,28
Anti-Oxidant...106
Anti Short Bushings...90
Appliance Bulbs...66,78
Appliance Cord Sets...102
Appliance Outlets...3,4,6,7
Appliance Plugs...6,26
Appl. Switches...50
Appliance Timers...24
Arc Fault Brkr...30,34,35
Arc Fault Receptacle...6
Arc Flash Clothing...83
ARC Flash Products...83
Arlington Products...42,43,56,
85,87
Armed Cble/Fit'ngs...87,90
Arrow Staple Guns...122
Attic Fans...56
Auto. Door Switch...99
Awns...108

B

Ballasts...77
Band Saw Blades...115
Bar Hangers...39,41,42,56,95
Barn Lights...46,68,69,85
Baseboard Heaters...58,59
Bathroom Fans/Vents...52-54
Bathroom Heaters...52-54,
57-59
Bathroom Lights...52-54
Batteries...27-81
Beam Clamps...94-97
Bell Transformers...16
Bells & Buzzers...16,99
Belts, Tool...113
Benders, EMT, Rigid...113
Bits...120-122
Blow Line...114
Bolt-On Breakers...34
Box Connectors...87-91
Box Covers...38,39,41,46,85
Boxes, Metal...38,40,44,47,48,
56,92
Boxes, Plastic...42,49,85
Boxes, Pull...38,47,85
Boxes, Wthproof...44-47,85
Box Supports...39,40,42,95,
104,107
Brass Ground Clamps...87
Brass Plates...7,20,21
Breakers & Panels...29-35
BRK Products...25
Bryant Products...3,26
Bubble Covers...46
Buchanan Splice Caps...103
Buck/Boost Tranfmrs...27
Bugs & Lugs...104-107
Bulbs, Light...72-80
Buried Line Tape...100
Bushings...84,89,92,117
Buss Fuses/ Holders...37
Buttons, Push...16,50,99
Buzzers & Bells...16,99

C

Cable & Wire...102
Cable Bits...122
Cable Connectors...89-91
Cable Cutter...110,111,117
Cable Grips...89,114
Cable Rippers...110
Cable Straps & Staples...93
Cable Strippers...110
Cable Ties...22
Caddy Fasteners...95
Cadet Heaters...59
Cadweld...33
Canopy Switches...50
Caps, Cord End...6,26-28
Car Charging Station...15
Carbon Monox Detect...25
Cartridge Fuses...37
Cast Alum Covers...38,45,46
Caution Tape...100
Ceiling Box...40-42,44,48,49
Ceiling Fans...51-54,58,59
Ceiling Heaters...52-54,58,59
Chime Kits...16
Chimes...16
Chime Transformers...16
Circline Bulbs...80
Circuit Breakers...29-35
Circuit Brkr Panel...29-35
Circuit Test...116,117,119
Clamp Back Spacer...88
Clamps, Ground Rod...87
Clamps, Guy...86
Clock Hanger Outlets...6
Clocks, Time...24
Closet Lights...62
Coax Cable...102
Coax Fittings...13
Code Book...117
Cold Shrink-3M...101
Color Tape...100
Combo Couplings...90,91
Combo Switch & Recep...3,5,7
Commercial Heaters...58,59
Comrc'l Light Fixtrs...61-71
Compound, Pulling...114
Compound, Sealing...92
Compress. Connect...89-91
Compress. Couplings...90,91
Compression Lugs...104,105
Conduit Benders...113
Conduit Bodies...85,88
Conduit Bushings...89
Conduit Coupling...84,90,91
Conduit Elbows...84,90,91
Conduit Fittings...84-95
Conduit Flexible...90,91
Conduit Greenfield...90
Conduit Hangers...86,93-95
Conduit Hubs...31,35,89
Conduit Liquid Tight...91
Conduit Nipples...87
Conduit PVC...84
Conduit Sealite...91
Cond Straps...84,93-95
Conduit Supports...86,94
Conduit, Steel...90,91
Condulets...85,88,92
Connectors...14,24-28,91,92,
103-107
Contact Devices...98,99,117
Contactors-Magnetic...98,99
Continuity Testers...116-119
Convenience Outlets...3-7
Copper Ground Rods...87
Copper Wire...Call for P&A
Cord Connects...84,89
Cords, Dryer...6
Cords, Flexible...6,102
Cords, Range...6
Corner EIP's...88
Cords, Rubber...Call for P&A
Couplings...84,90-92
Credit App...Visit Website
Crimp Connects...23,103-105
Crimpers...104,105,109-111
Cutter Hammer Brkr...34

INDEX

C cont.

Cutout Boxes...40-42
Cutter, Cable...110-111

D

Decora Line...3,7-14,17-21
Decorative Bulbs...75,76,78
Decorator Devices...3,6-14,17
Decorator Plates...17-21
Detectors, Smoke...25
Device Covers...18-21,38-41,
45,46,85
Diag. Cutters...111
Dimmers...8-10,56
Direct Burial Tape...100
Disconnect Switches...36
Disk Lights...70
Diversabit...122
Door Bells...14,48,99
Door Chimes...48
Door Openers...99
Door Switches...99
Door Trips...99
Drill Bits...96,120-122
Drivers, LED...81
Drop Light...62
Dryer Caps/Cords/Recept...6
Dryer Ventilator Kits...55
Dual Element Fuses...37
Ducted Bath Fans...52-54
Duct Tape...55
Duo Control Dimmer...8-11,56
Duplex Connectors...87
Duplex Recept...3,4,7,17
Dusk to Dawn Lights...68
Dux Seal...96
Dust Masks...83

E

Easy Heat Products...57
Edison Fuses...37
Edwards Products...99
Elbows, EMT...91
Elbows, PVC...94
Elbows, Rigid...90
Electrical Tape...100
Electric Heat...57-59
Electric Heat Relays...60
Elements, Hotwater...60
Ells...88-92,94
Emergency Generators...28
Emergency Lights...61
Emergency Work Plates...21
EMT Bender...113
EMT & Fittings...88-91
EMT Straps...93,94
Enc Safety Switch...36
Entrance Cable Connect...87
Entrance Cable Straps...93
Entrance Heads...85,87
Entrance Panels...28-32,35
Erickson Couplings...90
EV Charging Stations...15
Exhaust Fans...51-54
Exit Lamps...61
Exit Signs...61
Explo-Proof Fittings...92
Extension Cords...6,102
Extension Rings...40,44
Extra Deep Boxes...38,50

F

Fans...51-54
Fan Accessories...55,56
Fan Timers...24,56
Fastener Tools...96
Federal Pacific Brkr...33
Federal Pacific Trans...27
Feed Thru Switches...50
Fender Washers...97
Fiberglass Boxes...41

F cont.

Fiberglass Lampholders...62
Filler Plates...31,34
Fire Alarm Cable...102
Fire Barrier Caulk...101
Fire Detectors...25
Fish Sticks...114
Fire Stop Products...101
Fish Tape...114
Fixture Lghts...61-71,73,81,82
.....85
Flashing, Roof...86
Flashlights...80
Flat Panel Lights...71
Flex-Conduit/Fittings...90,91
Flood Lamps...74,76,79
Flood Lights...62-71
Floor Heaters...58,59
Floor Receptacles...7
Fluorescent Ballasts...77
Fluorescent Lamps...80
Flur. Lamp Protectors...79
Foam Carriers...114
4-Wire Grd Caps, Crd...6,26-28
4-Wire Grd Recep/Con...6,26-28
Friction Tape...100
FSC, FSS, FSS Boxes...38,85
Fused Entr. Switches...36
Fuses...37
Fuse Reducers...37

G

Gas Burner Plates...21
Gaskets, Conduit Body...85,88
GE Breakers...33
Generac Generators...28
Generators...28
Generator Pad...28
Generator Panels...28,29
GFI Breakers...30,34,35
GFI Exten Cords...102
GFI Receptacles...3
GFI Testers...119
Glue Gun Glue...122
Goggles, Protective...83
Greenfield/Connectors...90
Greenlee...100,109
Grip Loks...42
Ground Bars...31,35
Ground Clamps...87
Ground Fault Recept...3
Grounding Bridge...94
Grounding Bushings...89
Grounding Clips...42
Grounding Locknuts...89
Grounding Pigtailes...42
Grounding Recept...3-7
Grounding Rod Driver...113
Grounding Screws...42
Grounding Switch...3,5,7-11
Ground Rods & Clamps...87
Guns, Staple...122
Guy Clamps...86
Guy Wire...86

H

Hack Saw Blades...123
Halogen Flood Lamps...79
Hammers...109
Hand Cleaner...114
Hand Dryers...57
Hand Tools...104,105,108-122
Handy Boxes/Covers...39-41
Hanger Strap...93-95
Hard Hats...83
Hearing Impaired-
Smoke Alarm...25
Heaters...52,53,57-59
Heat/Cool Thermostat...60
Heating Relays...60
Heat Blanket...113
Heat Lamps...54,78
Heat Shrink Tubing...101
Heat Tapes...57
H.D. Toggle Switch...3,5
Heavy Wall Fitting...87-90

H cont.

Heavy Wall Straps...93
Hex Keys...112
HID Lamps...63,79
High Bay Lights...68
High Voltage Gloves...83
Hinged Cover Boxes...47,85
Hole Cutter...115,117,120-123
Hole Saw Kits...122
Hollow Wall Anchrs...96
Honeywell Thermostats...60
Hooks-S...96
Hot Water Elec. Heat...60
Hubs...31-33,35,89
Humidity Switch...52,56

I - J - K

Ice Cube Relays...99
Ideal Prod./Tools...38,102,103
.....106,108-114,116-121
Ideal Wire Nuts...103
Ignitors...77
Incandescent Fixtures...62,64,
71,82
Incandescent Lamps...78
Indicator Lights...50
Industrial Unit Heaters...58,59
Infra Red Lamps...78
Instant Start Ballasts...77
Insulated Bushings...89
Insulated Staples...93
Insulation Gaskets...119
Insulation Tapes...100
Insulators, Buchanan...103
Insulators, Porcelain...86
Insulators, Strain...86
Intermatic...16,17,24,46
Intertherm Heaters...59
Isolated Grd Recept...4
Jack Chain...96
Jesco Lighting...70
Joint Compound...92,106
Junction Boxes...38-53,85,92
Keyless Receptacles...62
Kick Space Heaters...58,59
Kidde Products...25
Kitchen Vent Fans...54
Kits, Anchor...96
Kits, Dryer Vent...55
Klein Tools...83,109-119
.....122
Knockout Seals...89
Knockout Washers...89

L

Lag Screws, Bolts...86,97
Lamp Ballasts...77
Lamp Dimmers...8-10,56,81
Lamp Holders...46,62,77
Lamp Posts...79
Lamp Protectors...46,62,78
Lamps...72-76,78-80
Lamp Sockets...46,62,77
LED Drivers...81
LED Lighting...61-76,81,82
Legrand, Wiremold...7,16,17,
48-50
Levels...112
Leviton Devices...3-14,16,17
Leviton Panels...35
Lexan Wall Plates...18-21
Light Bulbs...72-76,78-80
Lighted Push Buttons...16
Lighted Toggle Switches...5
Light Fixtures...61-71
Lightning Protectors...16,17
Linear High Bay...68
Lineman's Tools...83,108-113
Line Volt Thermostat...60
Liquid Tight Conduit...91
Load Centers...29-31,35
Locking Connector...26-28
Locknuts...89
Low Voltage Devices...9,99
Lugs & Bugs...104-108
Lutron Controls...8-11

M

Machine Bolts86,96,97
 Madison Clips42
 Main Breakers30-35
 Main Loadcenters28-35
 Malleable Cond Bod. 38,88,90
 Markel Elec. Heat51,58
 Markers, Wire100
 Masonry Bits96
 Masonry Screws96
 Mast Heads85,87
 MC CableCall for P&A
 Metal Boxes38,40,44,48
 Metal Covers38,39,45
 Metal Conduit90,91
 Metal Stud Pnch & Insl.117
 Metal Wall Plts 20,21,38,39,46
 Meter Sockets32,35
 Meters, Testers117,119,120
 Midwest Products6,33,36
 Milwaukee Tools81,108
109,111-113,117,120-123
 Minerallac Fasteners95,97
 Mogul Sockets77
 Motion Sensor11,64
 Motor Controls98,99
 Motor Switches50,98,99
 Mulberry Metal Plate 20,21,39

N

Nail-On Boxes41-43
 Nail Plates42
 Neutral Kits30,36
 Night Light Bulbs72,78
 Nipples87
 Noalox106
 Non-Fusible Safety Sw36
 Non-Renew Fuses37
 Non-Water Tite Fit'ng ... 87-91
 Nora Lighting70,71,81,82
 Nuts, Bolts86,94,96,97
 Nut Drivers112
 Nuts, Wire103
 Nutone51,53-56

O

Occupancy Sensor11
 Octagon Ceiling Bx. 38-44,56
 Offset Connects84,89,91
 Offset Nipples89,91
 Ohmmeter116,118
 Oil Burner Plates21
 Openers, Door99
 Outdoor Circuit Breaker-
 Panels30,31,35
 Outdoor Lights46,63-69
 Outdoor Photo Switch72
 Outlet Bx/Cov40-49,85
 Outlets3-8,10,16,17,26
 Oval Eye Bolts86
 Overload Relays98,99

P

Paddle Fans51
 Panasonic Fans52,56
 Para-Form Instal. Block42
 Par Lamps74,76,78
 Pencil, Carpenter114
 Pennies, Steel89
 Phone Accessories12-14
 Photoelectric Controls72
 Pigtailed, Grounding42
 Pigtail Sockets56
 Pilot Lights5,50
 Pin Type Sockets77
 Pipe Spacers88
 Plaster Rings39,41
 Plastic Boxes42,43,85
 Plastic Entrance Head85
 Plastic Insul Bushing89
 Plastic Tape100
 Plastic Wall Plates7,12-14,
18-21
 Pliers109,111
 Plug-in Crkt Breaker31-35

P cont.

Plugs6,26-28
 Plug Fuses37
 Plug Mold15
 Poleline Hardware86
 Porcelain Insulators86
 Porcelain Lampholder62
 Portable Cords102
 Portable Generators28
 Portable Heaters58,59
 Port. Outlet Strip16,17
 Post. Lamp79
 Pouches, Tool113
 Power Cords, Ext.6,29,102
 Power Outlets6,10,12,13,16
17,26
 Power Strips16,17
 Pressure Connct.102,103
 Pressure Crimp Tool104,105
110,111
 Pull Boxes38,47,85
 Pull Chain Lampholder62
 Pull-In Elbows85,88
 Puller, Cable114
 Pulling Compound114
 Pulling Line/Rope/Basket. 114
 Pullout Switch36
 Pump Pliers110,111
 Punch Tool117
 Punchdown Tool114
 Pushbuttons16
 Push Canopy Switches50
 PVC Boxes85
 PVC Cement85
 PVC Fittings84,85
 PVC Tape100

Q

Quartz Light Bulbs79
 Quiet Bath Fans52-54
 Quiet Switches3,5,7-12

R

RAB Lighting64
 RAC-A-Tier Products83
110,113-115,120,122
 Raceway, Wiremold48,49
 Race Metal Boxes38-40
 Raintight Brkr Panel. 30,32,35
 Raintight Hubs31,32,35,89
 Raintight Safe Switch36
 Range Caps6
 Range Cords6
 Range Receptacles6
 Receptacle Plates18-21,38
39,85
 Receptacles3-8,10,12,16,17
26,29
 Recess. Extrs70,71
 Recessed Heaters52,53,58,59
 Reducing Bushings89,92
 Reducing Washers89
 Reflector Lamp74,76,78
 Relays, Heating60
 Reliance Controls28,29
 Remote Control Dev.8-10
 Residential Panels28-36
 Retrofit Lights63,65-71,73
 Rigid Conduit Fittings90
 Ring Terminals23
 Roof Cables57
 Roof Flashings86
 Rope, Pulling114
 Rotary Dimmer Switch8
 Rotary Fan Switches56
 Roto-Split Cutters110
 Round Box Covers20,21,39
41,45,48
 Rubber Socket, Weathprf.46
 Rubber Tape100
 RX Connectors87
 RX Staples93
 RX Stripper110

INDEX**S**

Safety Lockouts27,31
 Safety Switches36
 Saws84,112,122,123
 Scotch Products100,101,103
 Scotch fil®100
 Scotch Plastic Tape100
 Screw Anchors86,96
 Screw Cover Boxes47
 Screwdrivers108,109
 Screws86,96,97
 Sealing Cmpnd92,96,100
 Sealrite & Connectors91
 Seatek Products110
 Serv Entrance Cap85,87
 Service Equipment29-35
 Set Screw Bodies88
 Set Screw Fittings88-91
 Shallow Ceiling Box40,41
48,56
 Shallow Switch Box40,48
 Sheet Metal Screws96,97
 Side Cutter111
 Siemens Breakers Panel30
31,34
 Sign Ballasts77
 Sign Lamps73,80
 Signalling Devices99
 Sill Plates97
 Single Receptacle4,6,26
 Slimline Lampholders77
 Slimline Lamps73,80
 Slo-Blow Fuses37
 Small Motor Switches50
 Smart Home Products8,10
 Smoke Detectors25
 Sodium Lamps79
 Solderless Connectors23
 Speaker Wire102
 Splice Caps103
 Split Bolt Connector106
 Spring Steel Clips97
 Squeeze Connectors89,91
 Square D Circuit Brkr34
 Stab-Lok Breakers33
 Standby Emerg. Lights61
 Standby Generators28
 Staples93,122
 Staple Guns, Arrow122
 Starter Switches50,100
 Steel Fittings91
 Steel Pennies89
 Stove Bolts96
 Straps93
 Streamlight81
 String-O-Lights62
 Strip Lights69,81
 Struts, Fittings94
 Stud Punch117
 Support Clips42
 Surge Protectors16,17
 Sweep Elbows90,91,96
 Switch Box Extension40-44
 Switch Box Supports42
 Switch Plates7,18-21,38,85
 Switches3,5,7-11,24,50

T

Tackers, Arrow122
 Tamper Resistant GFCI3
 Tamper Resistant Rec'p. 3,4,7
 Tapcon Masny Screws96
 Tape100
 Tape Measure113
 Taps Tool97,108
 Taymac Covers46
 Telecom12-14,116
 Telephone Access's14
 Telephone Wire/Cable102
 Temporary Lights62
 Terminal Markers100
 Terminal Strips94
 Testers116,118,119
 Tester Meters116,118,119
 Thermostats60
 Thermostat Guards60
 Thermostat Wire102
 THHN WireCall for P&A
 Thinwall Conduit Bender113
 Thinwall Connectors91
 Thinwall Fittings90,91
 Thinwall Straps93,94
 Three-Phase Loadcenter31
 Ties, Cable22
 Time Clocks24
 Time Delay Fuses37
 Time Switches24
 Toggle Bolts97
 Toggle Dimmers8-10
 Toggle Switches3,5,7-9
 Tone Generator116
 Tools84,104,105,108-123
 Track Lighting82
 Trailer Receptacles6
 Transformers16,27,60
 Transfer Switches28,29,36
 Triple Tap Tool108
 Triple Tap Outlet77,102
 Trouble Light62
 Tube Guards80
 Tubing Cutter94,110
 Turn Knob Sockets77
 TV Wall Plates13
 Twist Lock Connector. . 26-28

U

UF CableCall for P&A
 UF Cable Connectors89
 Under Cabinet Heaters58,59
 Under Cabinet Lights81
 Undergrnd Enclosures38
 Unistrut Fittings94
 Unit Heaters58,59
 Universal Angle Caps6
 Universal Ground Cap6,26
 URD CableCall for P & A
 USB Charger Receptacles3
 USE CableCall for P&A
 Utility Boxes38,40-44,47-50
 Utility Knife112
 Utility Lighting61-71

V

Vapor-Tight Fixtures 46,62,69
 Var. Speed Fan Switch54
 Ventilator Accessy55,56
 Ventilator Kits55
 Vents55
 Voltage Surge Suppress. 16,17
 Voltage Tester116,118,119

W

Wall Fans51-54,58,59
 Wall Grip Anchors96
 Wall Heaters58,59
 Wall Pack Lights66
 Wall Plates14,18-21,85
 Wall Thermostats60
 Warm Tiles Product57
 Washers, Flat, Fender97
 Washers, Reducing89
 Water Bonding Kits100
 Water Htg Elements60
 Water Detectors23
 Watertite Connectors89-91
 Watertite Hubs31,32,35,89
 Wait Stopper11
 Wave Lighting79
 Weatherproof Ballasts77
 Weatherproof Box. 47,48,38,85
 Wthrproof Lampholders33
 Wthrproof Plates45,46,85
 Wthrproof Power Outlet33
 Wthrproof Switches45,85
 Wedge Grip Clamps86
 Wing Nuts103
 Wire Caddy115
 Wire Connectors103
 Wire Cutters110,111,117
 Wire Markers100
 Wiremold7,16,17,48-50
 Wire Nuts103
 Wire Pulling Lube114
 Wire Pulling Tools114
 Wire Rippers110
 Wire Strippers110
 Wireway47
 Wiring Troughs47
 Work Lights62
 Wrap Around Lights69
 Wrenches111

WIRE - Call for Pricing and
 Availability. (P&A)



1-800-462-7733

Catalog No. 198

Prices Effective 09/20/2024*
Next Edition: Spring 2025

*See statement on front cover

www.Dale-Electric.com

DALE ELECTRIC SUPPLY
P.O. BOX 305
GLENS FALLS, NY 12801-0305

Change Service Requested

PRSR STD
US POSTAGE PAID
GLENS FALLS, NY
PERMIT NO. 137

Orders of \$600.00 or more delivered anywhere East of the Mississippi ship Free!

Orders of \$1000.00 or more delivered anywhere West of the Mississippi ship Free!

"Freight Extra" items excluded.

FREE FREIGHT!

We Ship Internationally!

We Handle ALL Freight Claims!

Most Orders Shipped Within 24 Hours!



GENERAC



Home Backup Generators
Page 28

RELIANCE
CONTROLS



Transfer Switches
Page 29

See our LED product offerings from



Pages 61-75, 81,82 **Ask for a quote**

LEVITON

LOAD CENTER

The Safest Panels on the Market

works with **my leviton**



WiFi
 Wi-Fi Enabled Breakers Available

Monitor your Power Remotely

Fastest to Install Breakers - Unique Features

IN STOCK

1P	6.95
2P	12.50
1P GFCI	39.25
1P AFCI	40.50
1P Duel Funct. AFCI/GFCI	55.00

Ask how you can get a **FREE** panel

See Page 35

Hundreds of clearance items in stock with **NEW DISCOUNT PRICES!**

Savings up to **75% off!**



LOOK FOR THIS SYMBOL FOR BLOW-OUT PRICES!



*Limited to In Stock quantities only

SIEMENS

PANELS & BREAKERS



Ask for a quote

Pages 30-34,36